



US00D646327S

(12) **United States Design Patent**
Casciotti et al.

(10) **Patent No.:** **US D646,327 S**

(45) **Date of Patent:** **** *Oct. 4, 2011**

(54) **BARREL FOR A WRITING INSTRUMENT**

(75) Inventors: **David M. Casciotti**, Amsterdam, NY (US); **Jing Mahler**, Glenville, NY (US); **Joseph E. Achzet**, Gloversville, NY (US)

(73) Assignee: **Holland USA, Inc.**, North Mankato, MN (US)

(*) Notice: This patent is subject to a terminal disclaimer.

(**) Term: **14 Years**

(21) Appl. No.: **29/365,514**

(22) Filed: **Jul. 9, 2010**

(51) **LOC (9) Cl.** **19-06**

(52) **U.S. Cl.** **D19/54**

(58) **Field of Classification Search** D19/35, D19/36, 41-51, 54-58; 24/11 F, 11 P, 11 R; 401/52, 99, 100, 104-109, 192, 195, 196
See application file for complete search history.

(56) **References Cited**

U.S. PATENT DOCUMENTS

D187,315 S *	2/1960	Williams	D19/42
D448,047 S *	9/2001	Lewis, Jr.	D19/47
D462,386 S *	9/2002	Iwase et al.	D19/43
D496,961 S *	10/2004	Daida	D19/43
D500,337 S *	12/2004	Tsuchida	D19/36
D510,599 S *	10/2005	Shibata	D19/57
D558,269 S *	12/2007	Takanashi et al.	D19/49

D562,392 S *	2/2008	Qiu et al.	D19/50
D562,895 S *	2/2008	Shibata	D19/50
D575,822 S *	8/2008	Rolion et al.	D19/50
D583,414 S *	12/2008	Booker	D19/51
D587,752 S *	3/2009	Shimizu	D19/50
D597,135 S *	7/2009	Takanashi	D19/50
D602,526 S *	10/2009	Matsumura	D19/47
D612,427 S *	3/2010	Soetewey	D19/48
D630,247 S *	1/2011	Shimizu	D19/50
D631,913 S *	2/2011	Li	D19/48
D634,783 S *	3/2011	Papenfuss	D19/51

* cited by examiner

Primary Examiner — Elizabeth Albert

(74) *Attorney, Agent, or Firm* — Dicke, Billig & Czaja, PLLC

(57) **CLAIM**

We claim the ornamental design for a barrel for a writing instrument, as shown and described.

DESCRIPTION

FIG. 1 is a perspective view of a barrel for a writing instrument showing our new design; FIG. 2 is a front view of FIG. 1; FIG. 3 is a back view of FIG. 1; FIG. 4 is a right side view of FIG. 1, the left side view being a mirror image of the right side view; FIG. 5 is a top plan view of FIG. 1; and, FIG. 6 is a bottom plan view of FIG. 1.

Portions of the barrel for a writing instrument shown in broken lines on the top, bottom and three raised features on the grip in FIGS. 1 to 6 are included to show features that form no part of the claimed design.

1 Claim, 4 Drawing Sheets






Fig. 1

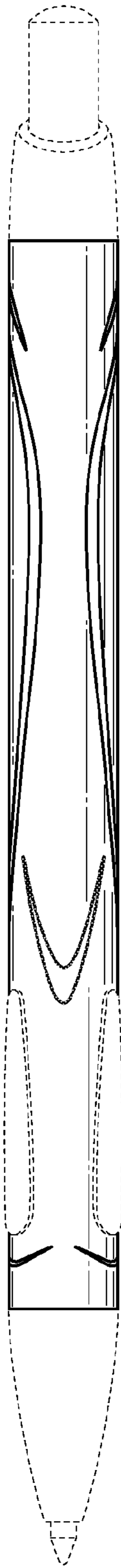


Fig. 2

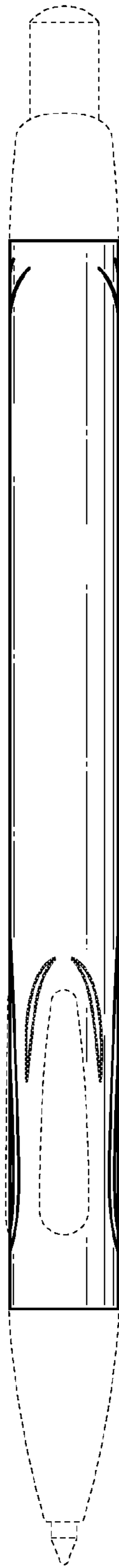


Fig. 3

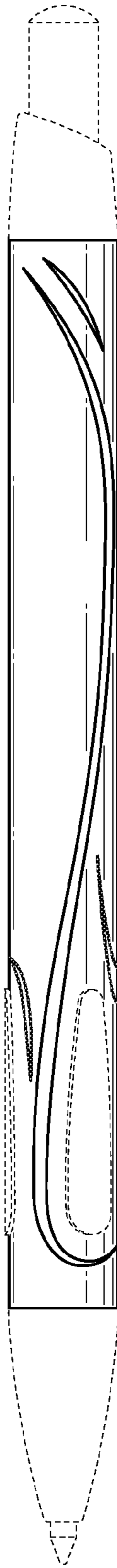


Fig. 4

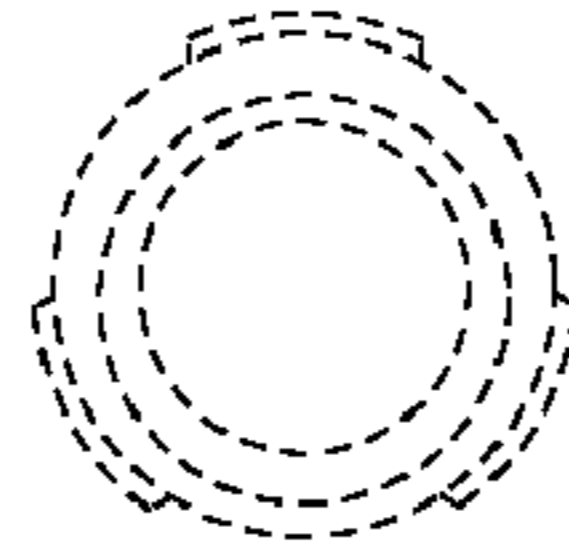


Fig. 5

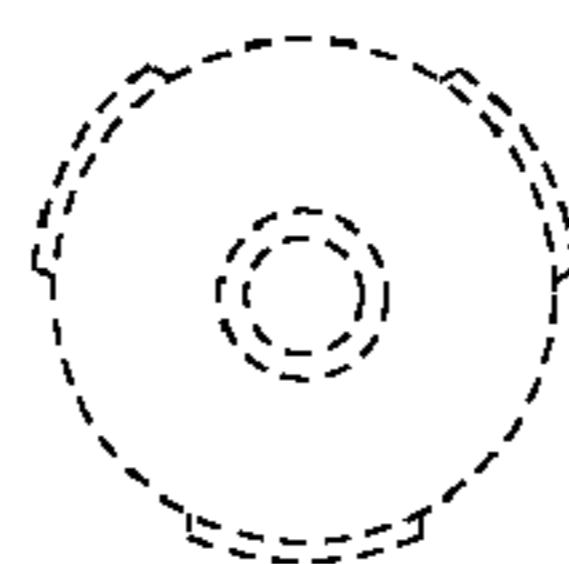


Fig. 6

UNITED STATES PATENT AND TRADEMARK OFFICE
CERTIFICATE OF CORRECTION

PATENT NO. : D646,327 S
APPLICATION NO. : 29/365514
DATED : October 4, 2011
INVENTOR(S) : Casciotti et al.

Page 1 of 1

It is certified that error appears in the above-identified patent and that said Letters Patent is hereby corrected as shown below:

Title Page, Item (75) Inventors "David M. Casciotti, Amsterdamm, NY" Should read --David M.
Casciotti, Amsterdam, NY--

Signed and Sealed this
Twenty-seventh Day of March, 2012

A handwritten signature in black ink that reads "David J. Kappos". The signature is written in a cursive, slightly slanted style.

David J. Kappos
Director of the United States Patent and Trademark Office