



US00D646323S

(12) **United States Design Patent**
Renner et al.

(10) **Patent No.:** **US D646,323 S**

(45) **Date of Patent:** **** Oct. 4, 2011**

(54) **PENCIL**

(75) Inventors: **Reinhard Renner**, Esslingen (DE);
Ulrich Schweig, Esslingen (DE)

(73) Assignee: **J.S. Staedtler GmbH & Co. KG**,
Nürnberg (DE)

(**) Term: **14 Years**

(21) Appl. No.: **29/314,905**

(22) Filed: **May 7, 2009**

(30) **Foreign Application Priority Data**

Nov. 10, 2008 (EM) 001 036 131

(51) **LOC (9) Cl.** **19-06**

(52) **U.S. Cl.** **D19/45**

(58) **Field of Classification Search** D19/35,
D19/36, 41-51, 53-57; 24/11 F, 11 P, 11 R;
401/52, 99, 100, 104-109, 192, 195, 196;
D14/411

See application file for complete search history.

(56) **References Cited**

U.S. PATENT DOCUMENTS

141,287	A *	7/1873	Orndorff	15/443
144,337	A *	11/1873	Illfelder	15/431
249,893	A *	11/1881	Bulkeley	401/88
447,873	A *	3/1891	Haniman	15/427
561,635	A *	6/1896	Walsh	177/233
1,182,246	A *	5/1916	Bridges	15/444
1,920,361	A *	8/1933	Daneke	401/96

D136,595	S *	11/1943	Pleasants	D19/49
D161,826	S *	2/1951	Ferber	D19/49
D177,560	S *	5/1956	Ensign	D19/49
2,893,109	A *	7/1959	Young	D19/45
D202,395	S *	9/1965	Lamb	D19/45
4,030,841	A *	6/1977	Balasty	401/6
4,149,811	A *	4/1979	Coffman	401/6
4,167,347	A *	9/1979	Hoyle	401/88
4,964,192	A *	10/1990	Marui	16/421
D342,279	S *	12/1993	Anavil et al.	D19/49
5,893,671	A *	4/1999	Bellue	401/6
6,019,533	A *	2/2000	Smith	401/6
6,296,409	B1 *	10/2001	Cherry et al.	401/6
6,648,536	B1 *	11/2003	Bellue	401/6
D615,589	S *	5/2010	Hillemann	D19/45
2005/0079003	A1 *	4/2005	Buck et al.	401/195

* cited by examiner

Primary Examiner — Elizabeth Albert

(74) *Attorney, Agent, or Firm* — Lucas & Mercanti, LLP;
Klaus P. Stoffel

(57) **CLAIM**

The ornamental design for a pencil, as shown and described.

DESCRIPTION

FIG. 1 is an elevational side view of a pencil showing my new design;

FIG. 2 is another side view thereof;

FIG. 3 is another side view thereof;

FIG. 4 is another side view thereof;

FIG. 5 is an enlarged front view thereof;

FIG. 6 is an enlarged rear view thereof; and,

FIG. 7 is a perspective view thereof.

1 Claim, 5 Drawing Sheets

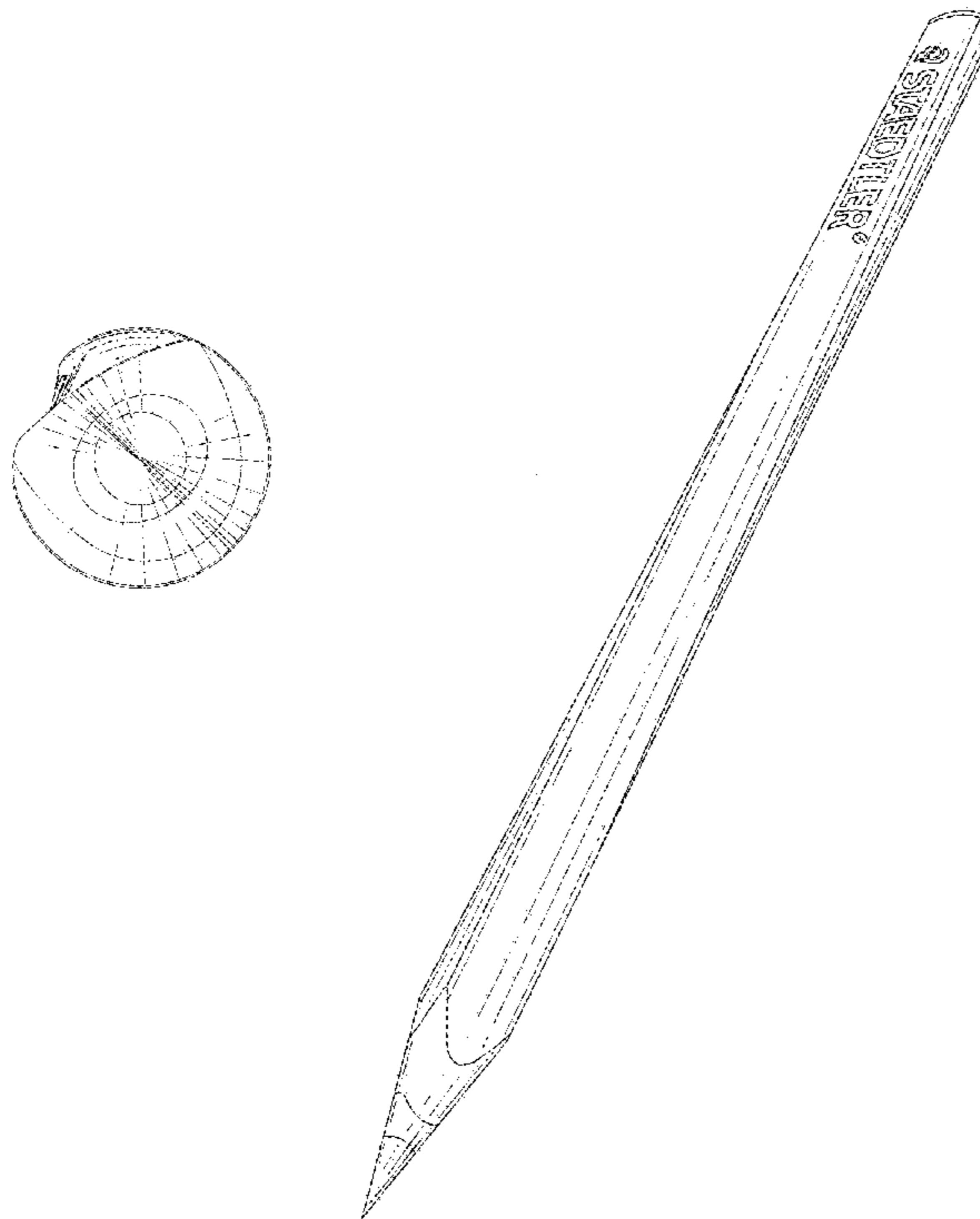


FIG. 1




FIG. 2




FIG. 3





FIG. 4



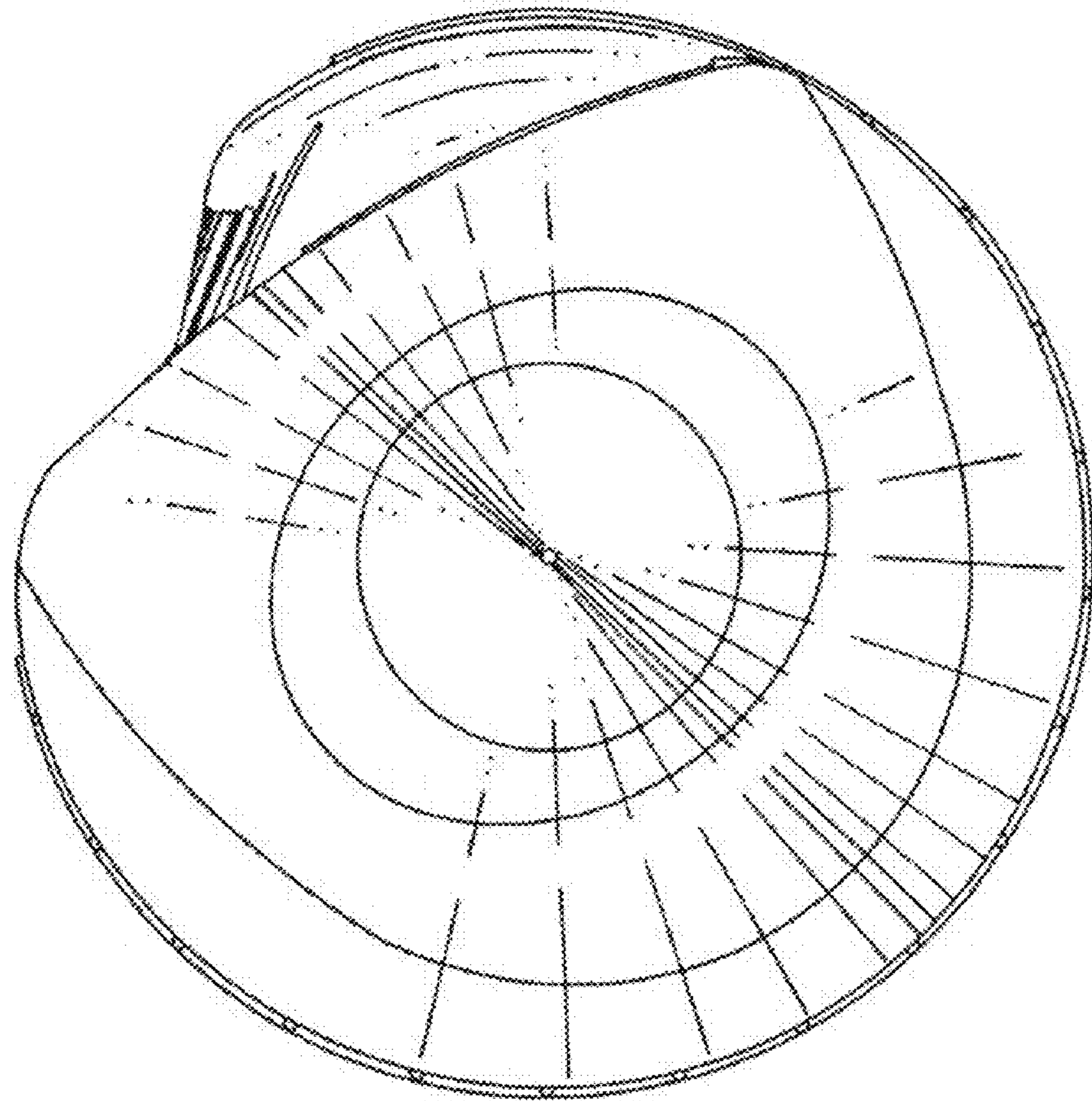


FIG. 5

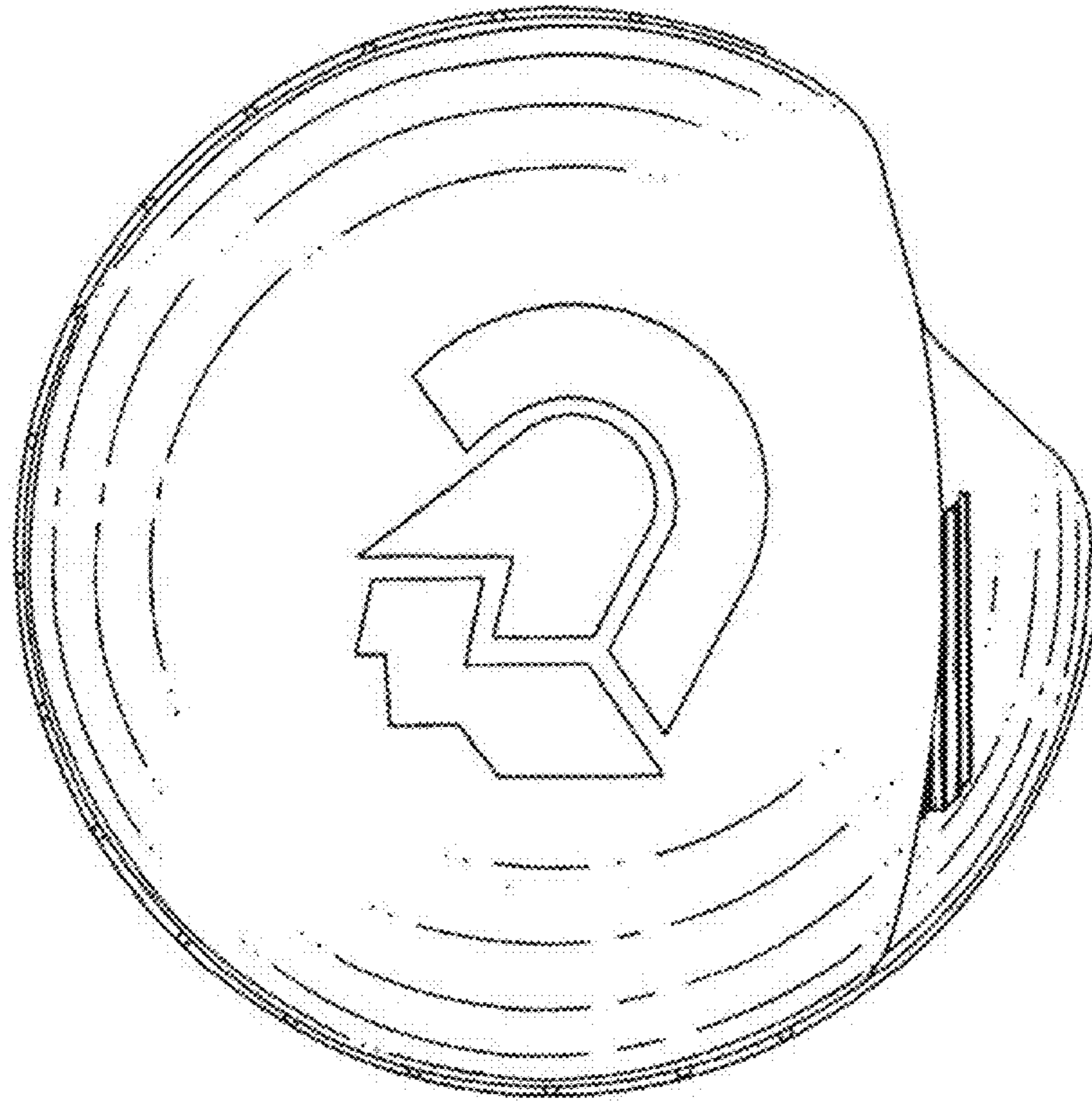


FIG. 6

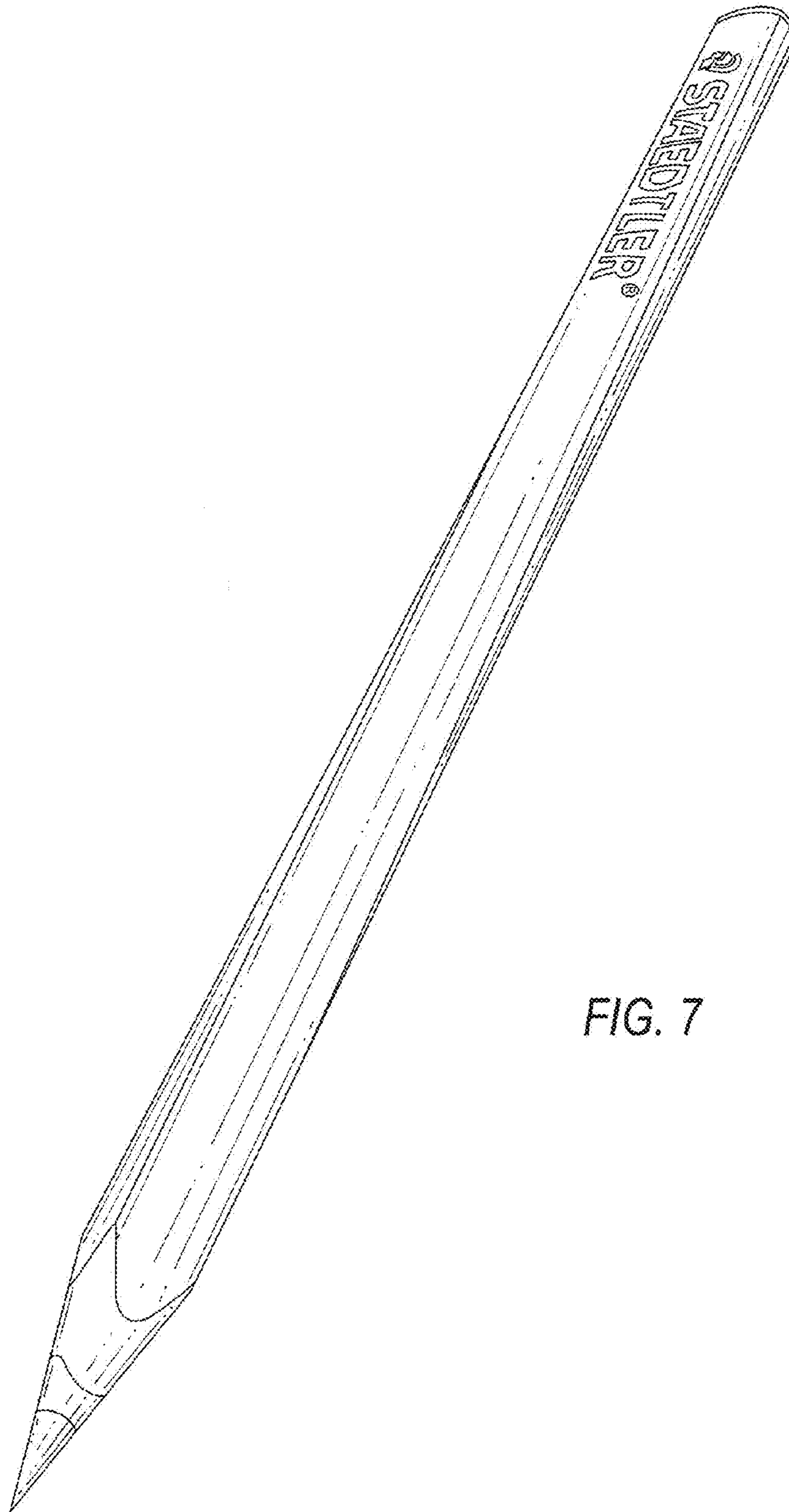


FIG. 7