



US00D646322S

(12) **United States Design Patent**  
**Hertrich, Jr.**

(10) **Patent No.:** **US D646,322 S**

(45) **Date of Patent:** **\*\* Oct. 4, 2011**

(54) **PROTECTIVE COVER**

(76) **Inventor:** **Johnny Alfred Hertrich, Jr.**, Oceanside,  
NY (US)

(\*\*) **Term:** **14 Years**

(21) **Appl. No.:** **29/351,403**

(22) **Filed:** **Dec. 4, 2009**

(51) **LOC (9) Cl.** ..... **19-04**

(52) **U.S. Cl.** ..... **D19/26**

(58) **Field of Classification Search** ..... D19/26–28,  
D19/32, 35–36, 65, 90–91; D6/300–308,  
D6/310–314, 396, 407, 632–633; D9/414–415,  
D9/418, 432, 711; D14/474, 477; 40/658;  
206/312, 320, 387.1

See application file for complete search history.

(56) **References Cited**

U.S. PATENT DOCUMENTS

D248,355	S	*	7/1978	Tougas et al.	.....	D6/300
D298,489	S	*	11/1988	Sornborger	.....	D6/300
4,784,264	A	*	11/1988	Sykes	.....	206/387.13
4,802,601	A	*	2/1989	Pijanowski et al.	.....	220/4.01
4,987,999	A	*	1/1991	Hehn	.....	206/387.1
5,085,322	A	*	2/1992	Lax	.....	206/387.1
5,211,287	A	*	5/1993	Weisburn et al.	.....	206/387.1
D343,356	S	*	1/1994	Wittman	.....	D9/415
5,277,308	A	*	1/1994	Finke et al.	.....	206/387.1
D348,486	S	*	7/1994	Fischtein et al.	.....	D20/40
D349,892	S	*	8/1994	Nakaizumi	.....	D6/407
D350,124	S	*	8/1994	Nakaizumi	.....	D6/407
D378,020	S	*	2/1997	Hatt	.....	D3/218
D385,786	S	*	11/1997	Veaser	.....	D9/432

D398,602	S	*	9/1998	Aoki	.....	D6/407
D423,273	S	*	4/2000	Sankey et al.	.....	D6/632
D423,535	S	*	4/2000	Rose	.....	D16/130
D444,060	S	*	6/2001	Elsener et al.	.....	D9/418
D473,720	S	*	4/2003	Harris et al.	.....	D6/300
D506,612	S	*	6/2005	Rosa et al.	.....	D3/301
D530,926	S	*	10/2006	Sellers	.....	D6/300
D533,493	S	*	12/2006	Starling et al.	.....	D12/204
D580,751	S	*	11/2008	Blick	.....	D9/432
D581,267	S	*	11/2008	Tearle	.....	D9/432
D593,409	S	*	6/2009	Blick	.....	D9/432
D608,635	S	*	1/2010	Blick	.....	D9/711

\* cited by examiner

*Primary Examiner* — T. Chase Nelson

*Assistant Examiner* — Kathleen M Sims

(74) *Attorney, Agent, or Firm* — Scully, Scott, Murphy &  
Presser, P.C.

(57) **CLAIM**

The ornamental design for a protective cover, as shown and described.

**DESCRIPTION**

FIG. 1 is a perspective view of a protective cover showing my new design;

FIG. 2 is a front view thereof;


FIG. 3 is a top plan view thereof;


FIG. 4 is a rear view thereof; and,

FIG. 5 is a side view thereof, the opposite side being a mirror-image thereof.

The broken line showing of details in FIGS. 1, 2, and 4 is included for the purpose of showing environment and forms no part of the claimed design.

**1 Claim, 3 Drawing Sheets**



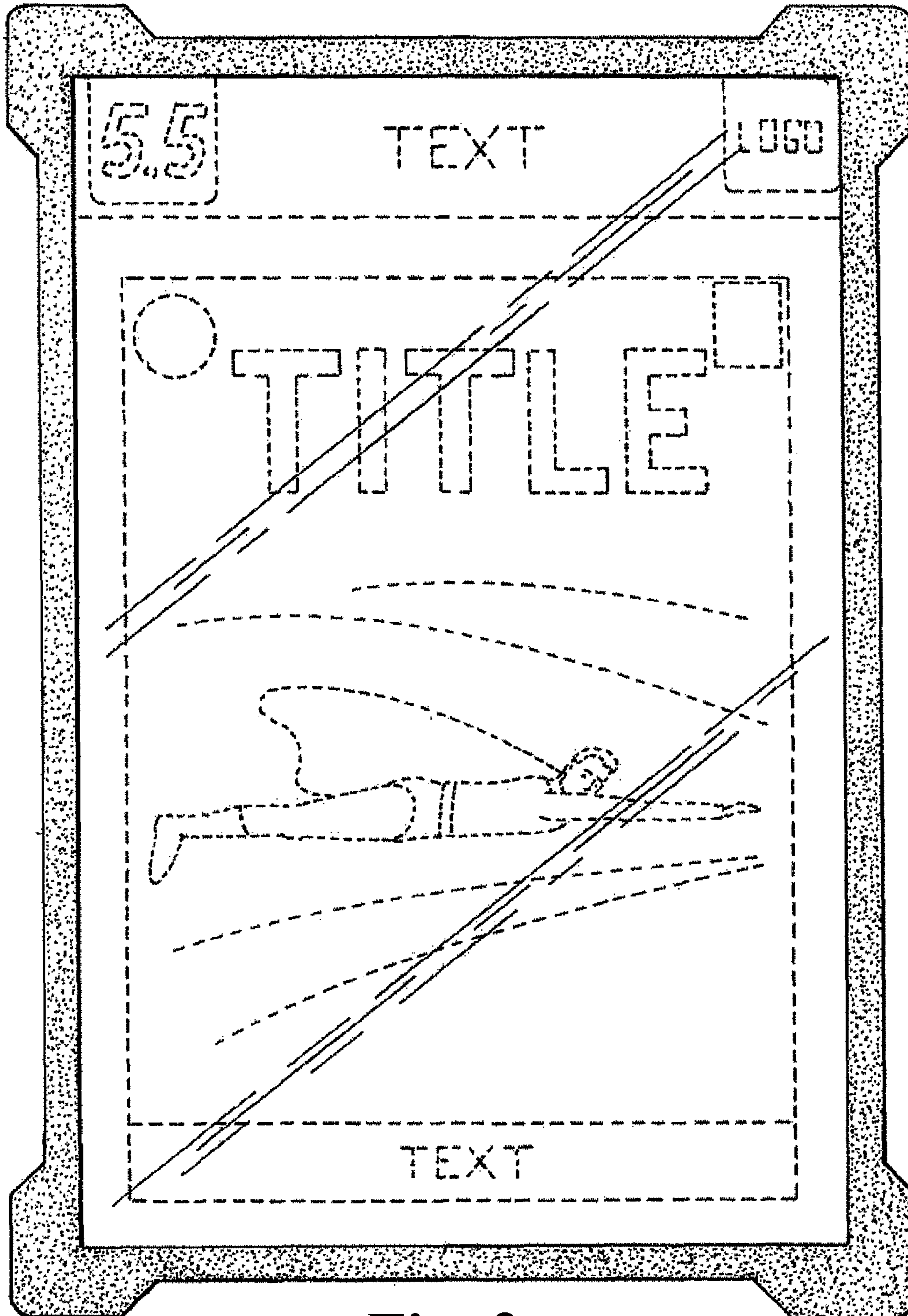


*Fig. 1*






*Fig. 3*



*Fig. 2*



*Fig. 4*

*Fig. 5*