



US00D646307S

(12) **United States Design Patent**  
**Schaffer et al.**

(10) **Patent No.:** **US D646,307 S**

(45) **Date of Patent:** **\*\* Oct. 4, 2011**

(54) **COOLER**

(75) Inventors: **Laurenz Schaffer**, Munich (DE);  
**Supavanichyanont Tithima**, Munich  
(DE); **Tommy Forsgren**, Munich (DE);  
**Sonja Schiefer**, Munich (DE); **Olivier**  
**Molody**, Munich (DE); **Carie A. Davis**,  
Atlanta, GA (US); **Vincent Voron**,  
Duluth, GA (US); **Krista Webb**,  
Smyrna, GA (US); **Jurgen Roekens**,  
Steenokkerzeel (BE)

(73) Assignee: **The Coca-Cola Company**, Atlanta, GA  
(US)

(\*\*) Term: **14 Years**

(21) Appl. No.: **29/317,697**

(22) Filed: **May 5, 2008**

(51) **LOC (9) Cl.** ..... **15-07**

(52) **U.S. Cl.** ..... **D15/81**

(58) **Field of Classification Search** ..... D15/79-91;  
D6/470, 472; 312/223.5, 116; 40/573, 575;  
62/246-255, 331, 337, 440-449, 457.1  
See application file for complete search history.

(56) **References Cited**

U.S. PATENT DOCUMENTS

D244,019 S \* 4/1977 Brown ..... D15/88  
D363,398 S \* 10/1995 Branz et al. .... D6/472

5,803,560 A \* 9/1998 Trulaske et al. .... 312/223.5  
D421,534 S \* 3/2000 Trulaske et al. .... D6/472  
D453,169 S \* 1/2002 Ma et al. .... D15/81  
D513,014 S \* 12/2005 Seki ..... D15/81  
D524,830 S \* 7/2006 Lei et al. .... D15/81  
D541,315 S \* 4/2007 Trulaske, Sr. .... D15/88  
D547,776 S \* 7/2007 Debontridder ..... D15/81  
D625,341 S \* 10/2010 Voron et al. .... D15/81  
D630,230 S \* 1/2011 Yang ..... D15/81  
D633,532 S \* 3/2011 Horn et al. .... D15/81  
D635,161 S \* 3/2011 Horn ..... D15/85

\* cited by examiner

*Primary Examiner* — Mitchell Siegel

(74) *Attorney, Agent, or Firm* — Michael J. Kline

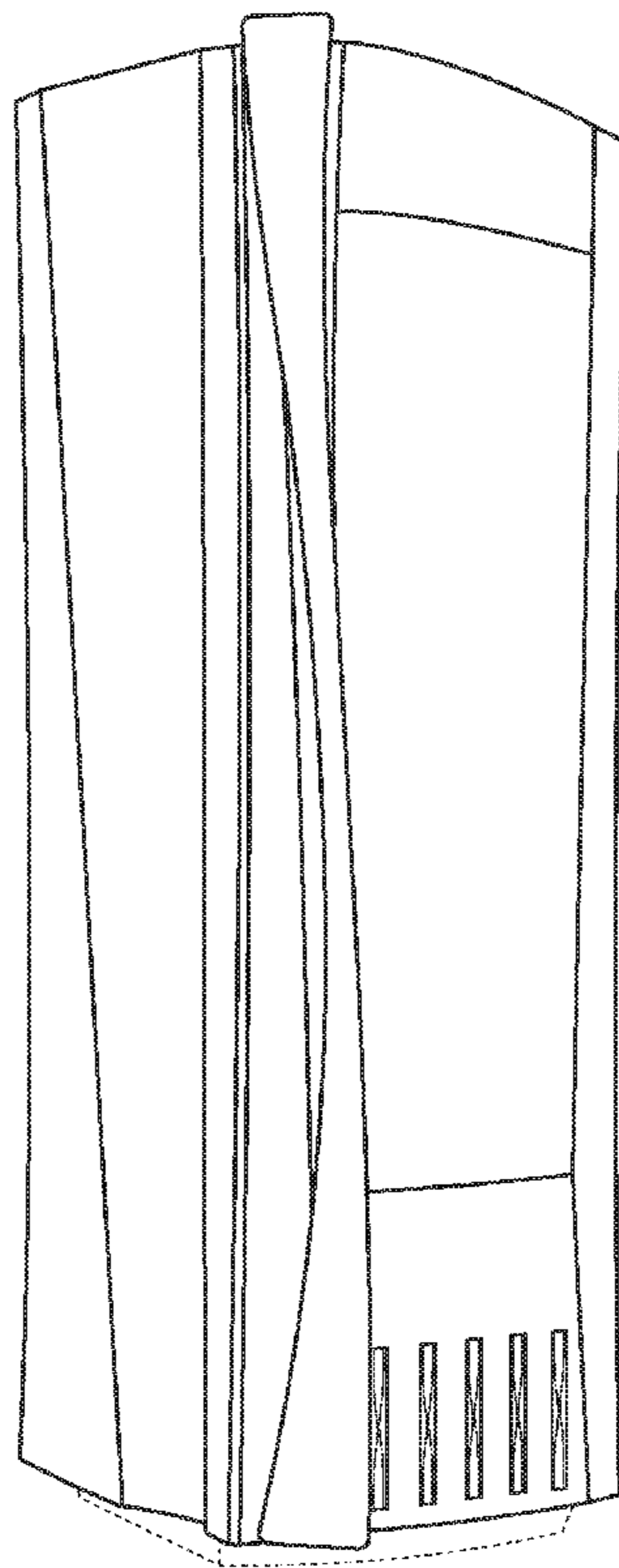
(57) **CLAIM**


We claim the ornamental design for a cooler, as shown and described.

**DESCRIPTION**

FIG. 1 is a top right perspective view of a cooler showing our new design;  
FIG. 2 is a front elevational view thereof;  
FIG. 3 is a right side elevational view thereof;  
FIG. 4 is a left side elevational view thereof; and,  
FIG. 5 is a top plan view thereof.  
The broken lines in the drawings are for illustrative purposes only and form no part of the claimed design.

**1 Claim, 5 Drawing Sheets**





**Fig. 1**

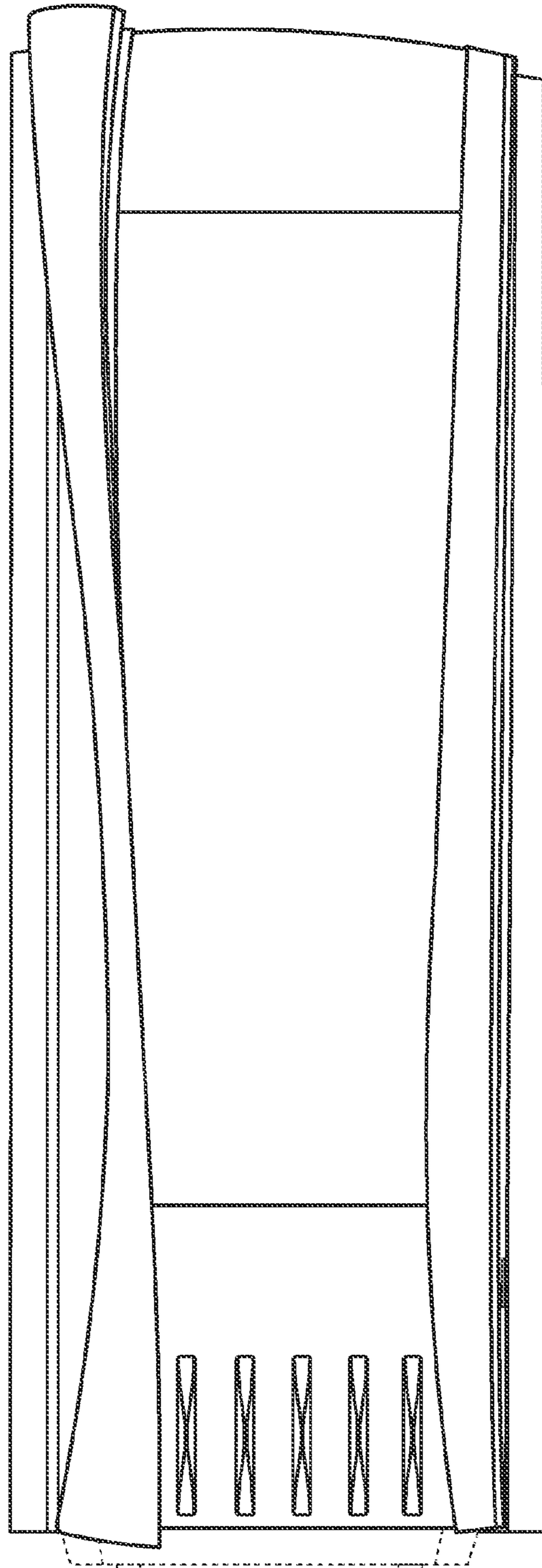
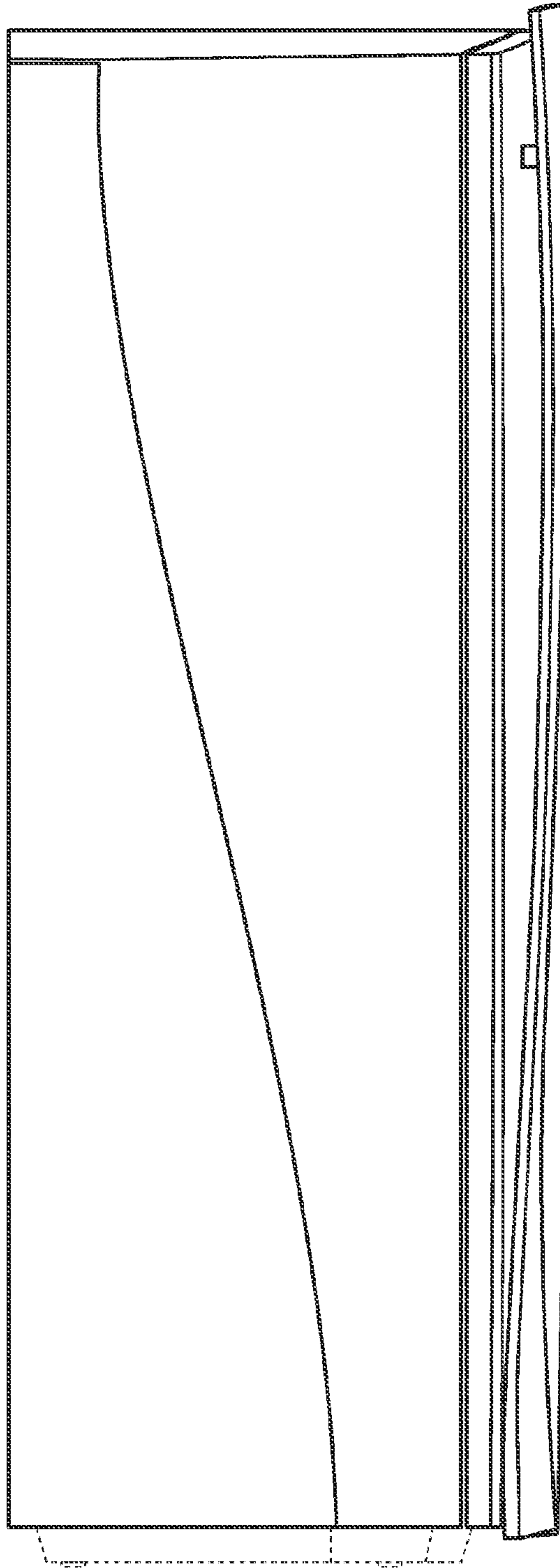


Fig. 2

**Fig. 3**



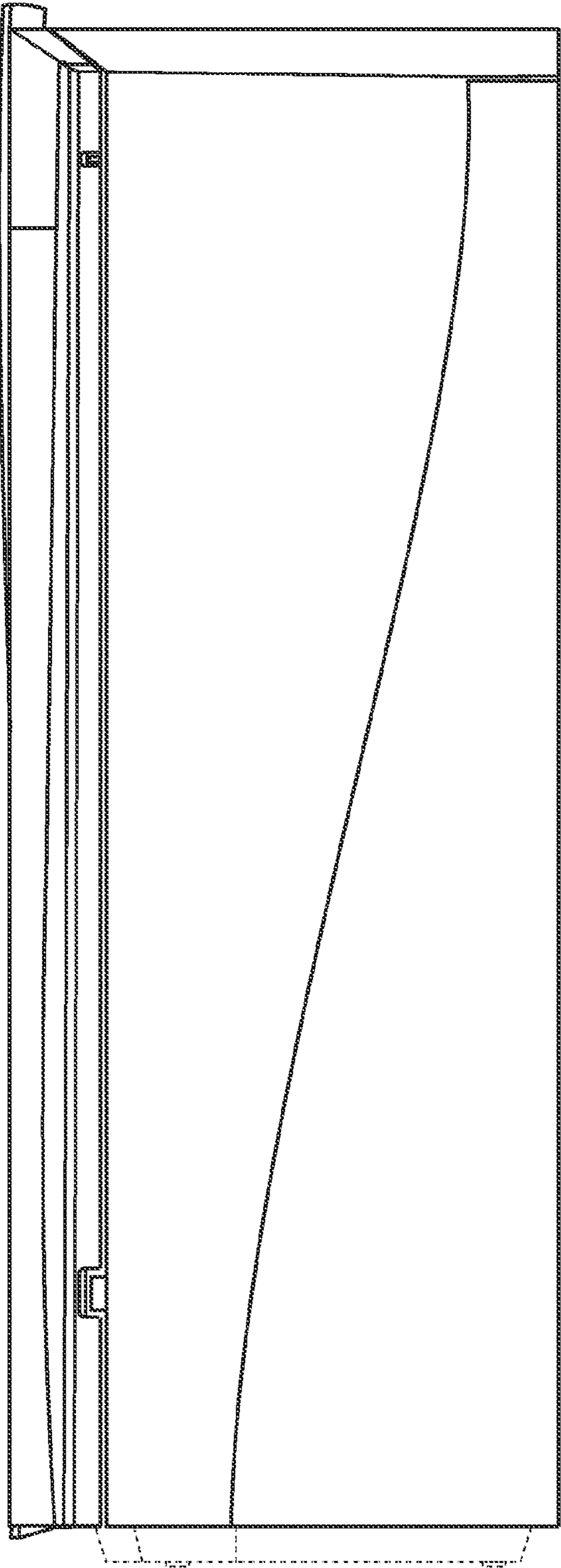
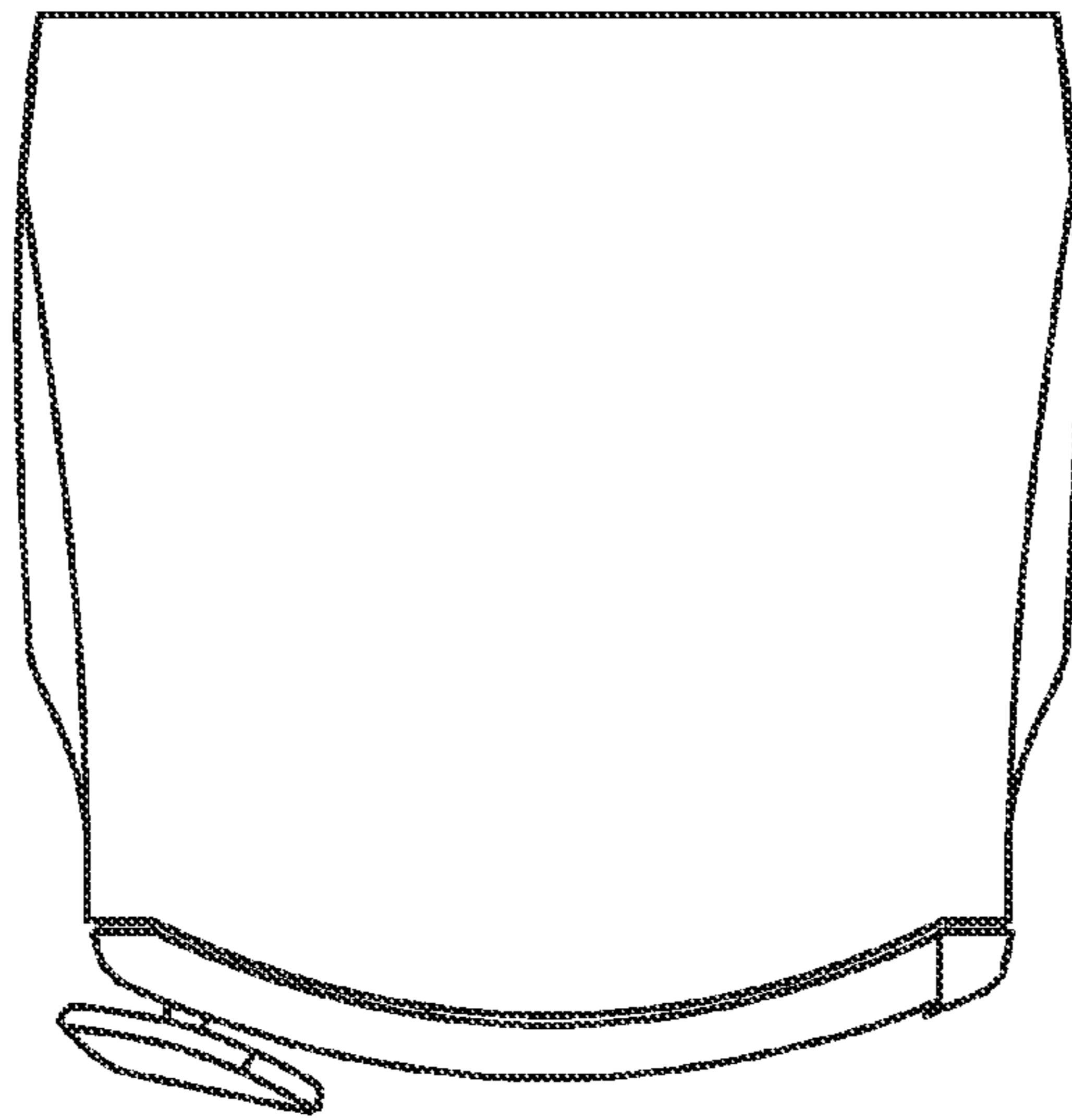


Fig. 4



**Fig. 5**