



US00D646279S

(12) **United States Design Patent**
Shih et al.

(10) **Patent No.:** **US D646,279 S**

(45) **Date of Patent:** **** Oct. 4, 2011**

(54) **TOUCH PEN**

(75) Inventors: **Chun-Mei Shih**, Chiayi (TW);
Chao-Hui Hsu, Taoyuan County (TW)

(73) Assignee: **Kooner Technology (Taiwan) Co. Ltd.**,
New Taipei (TW)

(**) Term: **14 Years**

(21) Appl. No.: **29/392,440**

(22) Filed: **May 20, 2011**

(51) **LOC (9) Cl.** **14-02**

(52) **U.S. Cl.** **D14/411**

(58) **Field of Classification Search** D8/61;
D14/411; D19/35, 36, 41-51, 54-58; 401/55,
401/99, 100, 104-107, 196, 197, 202, 208,
401/209, 213, 192, 195, 243; 708/107; 345/179,
345/173; 178/19.01; 700/94
See application file for complete search history.

(56) **References Cited**

U.S. PATENT DOCUMENTS

D364,609 S * 11/1995 Sanchez et al. D14/411
D368,079 S * 3/1996 Ive et al. D14/411

D472,240 S * 3/2003 Seog D14/411
D500,799 S * 1/2005 Olson D10/78
D509,850 S * 9/2005 Bhavnani D19/36
7,377,709 B2 * 5/2008 Butler 401/195
D617,328 S * 6/2010 Nakata D14/411
D634,325 S * 3/2011 Naulapaa D14/411
D634,747 S * 3/2011 Wong et al. D14/411

* cited by examiner

Primary Examiner — Austin Murphy

(74) *Attorney, Agent, or Firm* — Morris Manning Martin
LLP; Tim Tingkang Xia, Esq.

(57) **CLAIM**

The ornamental design for a touch pen, as shown and
described.

DESCRIPTION

FIG. 1 is a perspective view of a touch pen of the present
invention;

FIG. 2 is a front elevational view thereof;

FIG. 3 is a rear devotional view thereof;

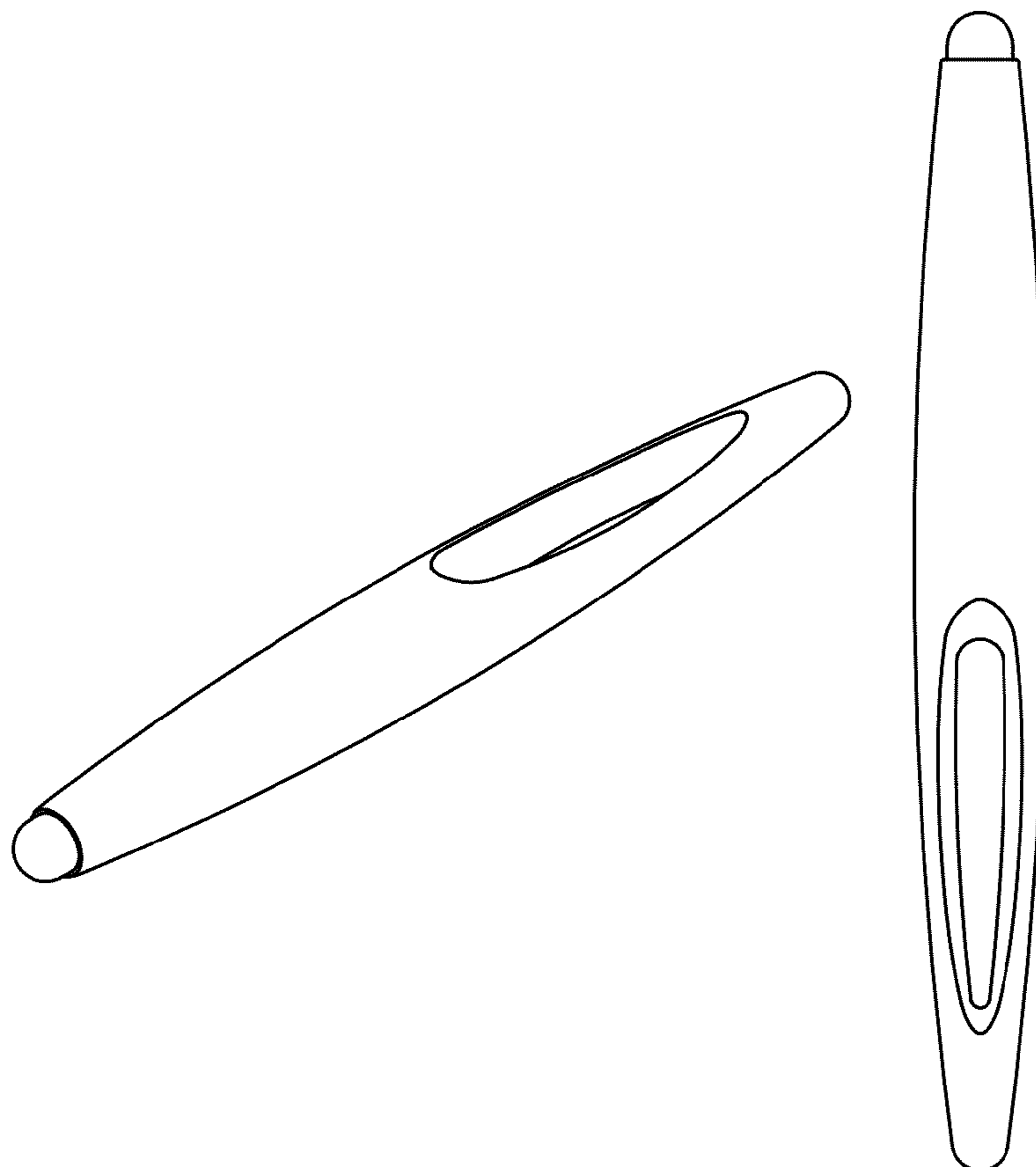
FIG. 4 is a felt side elevational view thereof;

FIG. 5 is a right side elevational view thereof;

FIG. 6 is a top plan view thereof; and,

FIG. 7 is a bottom plan view thereof.

1 Claim, 6 Drawing Sheets



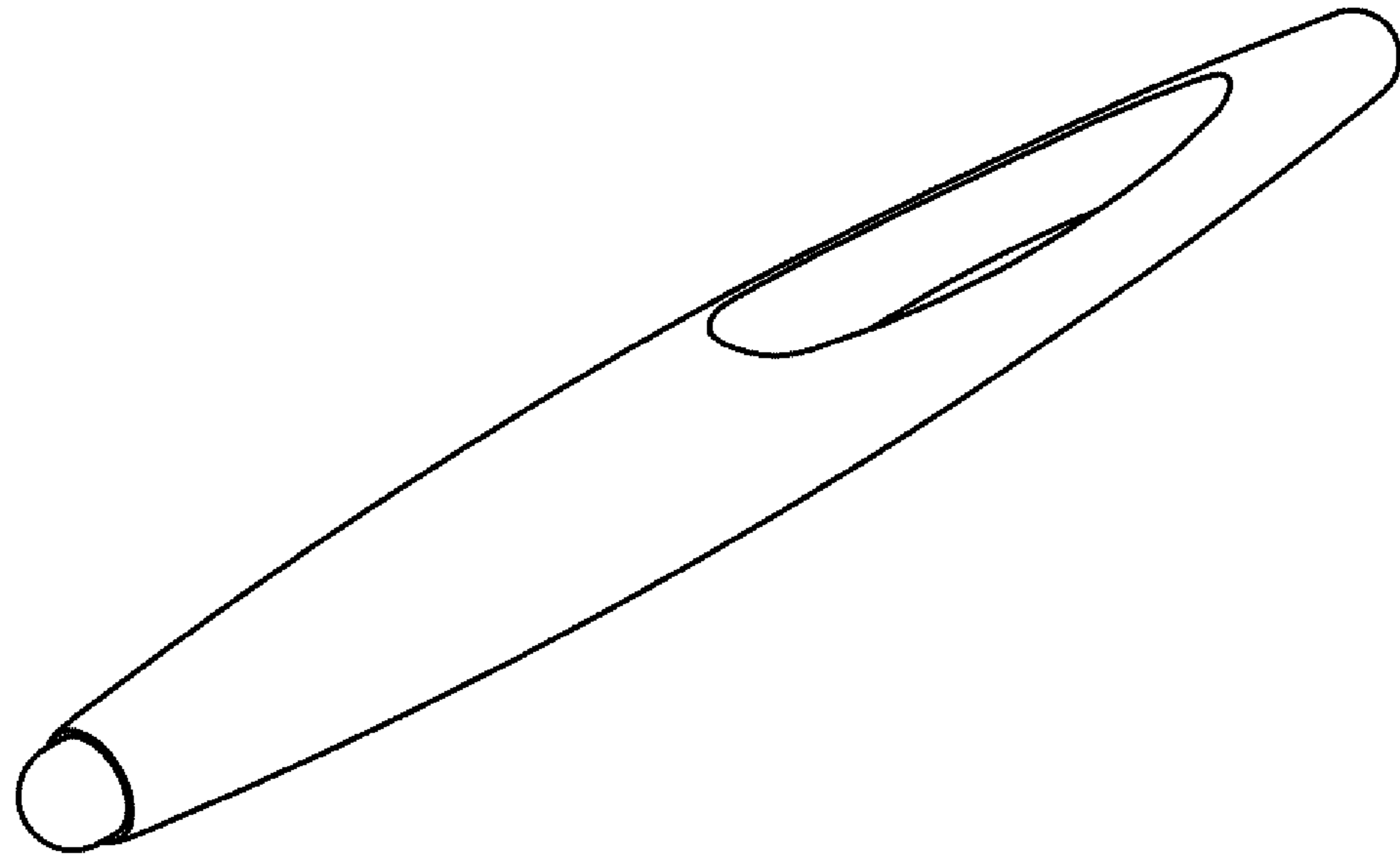


FIG. 1



FIG. 2



FIG. 3

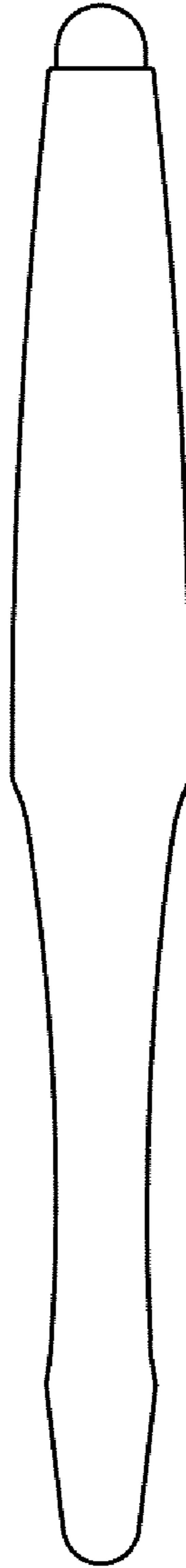


FIG. 4

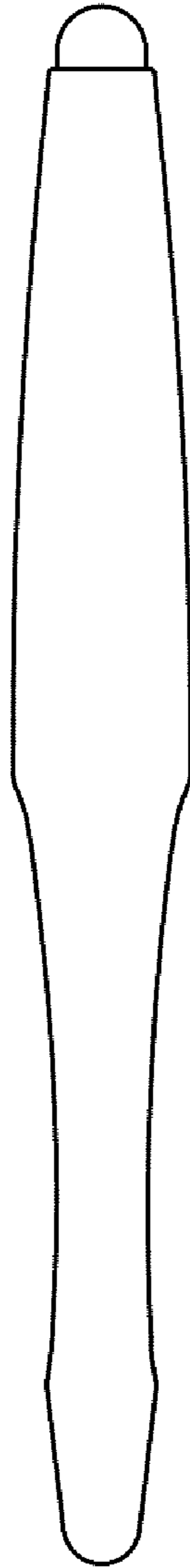


FIG. 5

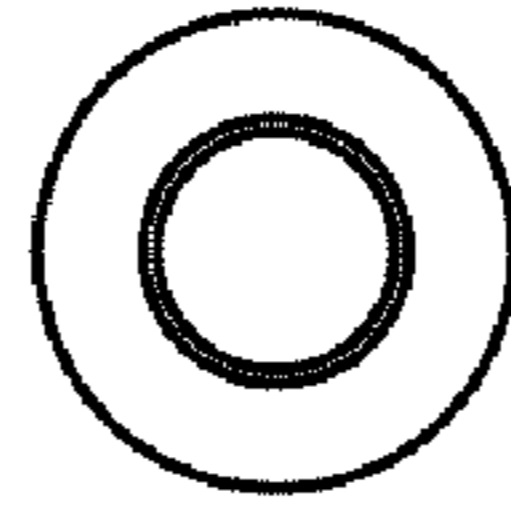


FIG. 6

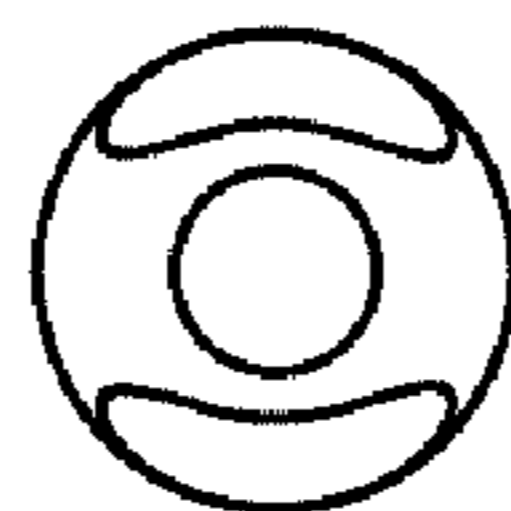


FIG. 7