



US00D646277S

(12) **United States Design Patent**
Kim et al.

(10) **Patent No.:** **US D646,277 S**
(45) **Date of Patent:** **** Oct. 4, 2011**

(54) **STYLUS**

(75) Inventors: **Young-Soo Kim**, Seoul (KR);
Gum-Sool Kim, Anyang-Si (KR)

(73) Assignee: **Samsung Electronics Co., Ltd.** (KR)

(**) Term: **14 Years**

(21) Appl. No.: **29/380,666**

(22) Filed: **Dec. 9, 2010**

(30) **Foreign Application Priority Data**

Oct. 29, 2010 (KR) 30-2010-0047037

(51) **LOC (9) Cl.** **14-02**

(52) **U.S. Cl.** **D14/411**

(58) **Field of Classification Search** D8/61;
D14/411; D19/35, 36, 41-51, 54-58; 401/55,
401/99, 100, 104-107, 196, 197, 202, 208,
401/209, 213, 192, 195, 243; 708/107; 345/179,
345/173; 178/19.01; 700/94

See application file for complete search history.

(56) **References Cited**

U.S. PATENT DOCUMENTS

D500,790 S *	1/2005	Jaakkola	D19/43
D531,217 S *	10/2006	Hirota	D19/50
D574,381 S *	8/2008	Chan	D14/431
D579,495 S *	10/2008	Yoon	D19/44
D595,719 S *	7/2009	Hu	D14/411
D604,768 S *	11/2009	Andoh et al.	D19/54
D612,424 S *	3/2010	Suero et al.	D19/41
D613,742 S *	4/2010	Avery et al.	D14/411

* cited by examiner

Primary Examiner — Austin Murphy

(74) *Attorney, Agent, or Firm* — NSIP Law

(57) **CLAIM**

The ornamental design for a stylus, as shown and described.

DESCRIPTION

FIG. 1 is a perspective view of a stylus;
FIG. 2 is a front view of the stylus of FIG. 1;
FIG. 3 is a rear view of the stylus of FIG. 1;
FIG. 4 is a left-side view of the stylus of FIG. 1;
FIG. 5 is a right-side view of the stylus of FIG. 1;
FIG. 6 is a top plan view of the stylus of FIG. 1; and,
FIG. 7 is a bottom plan view of the stylus of FIG. 1.
The broken lines shown in FIGS. 3-5 represent portions of the stylus that are not part of the claimed design.

1 Claim, 5 Drawing Sheets


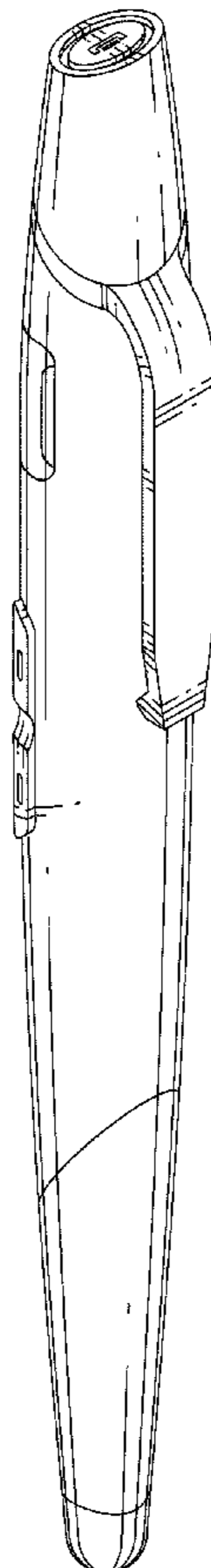


FIG. 1

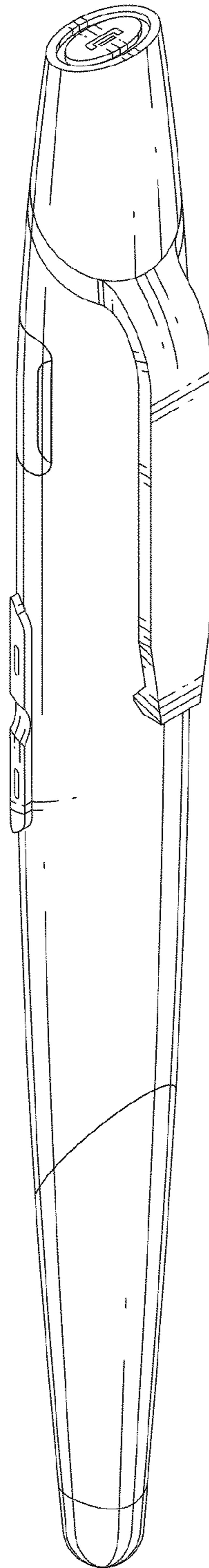


FIG. 2

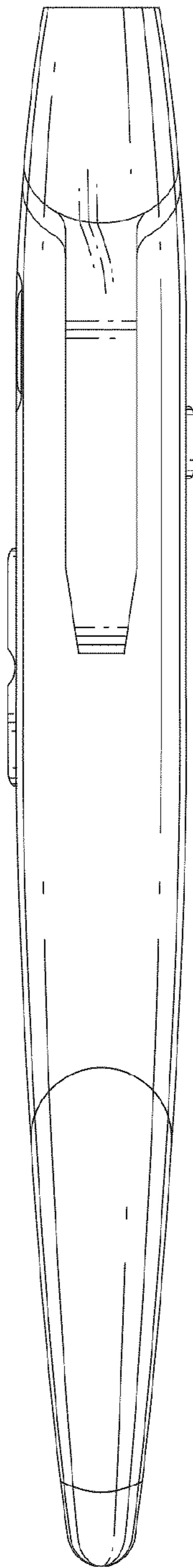


FIG. 3

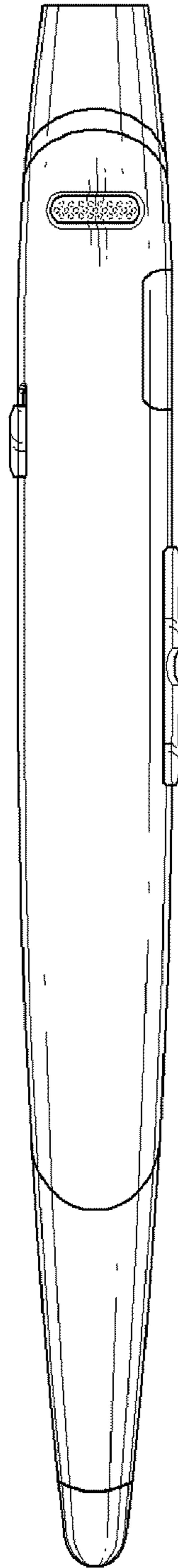


FIG. 4

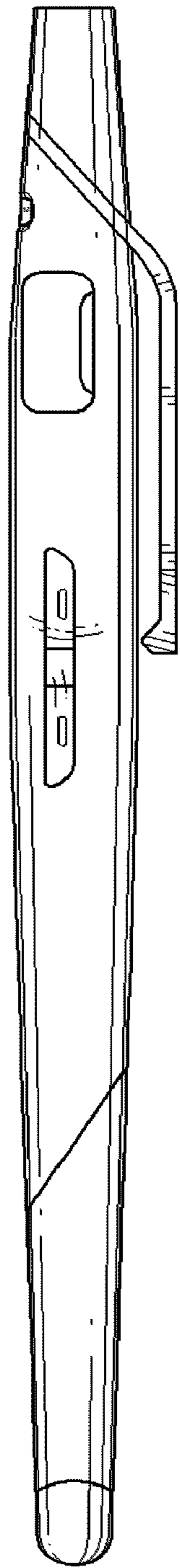


FIG. 5

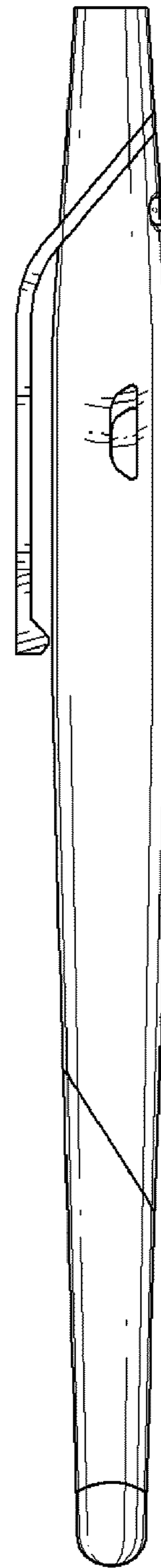


FIG. 6

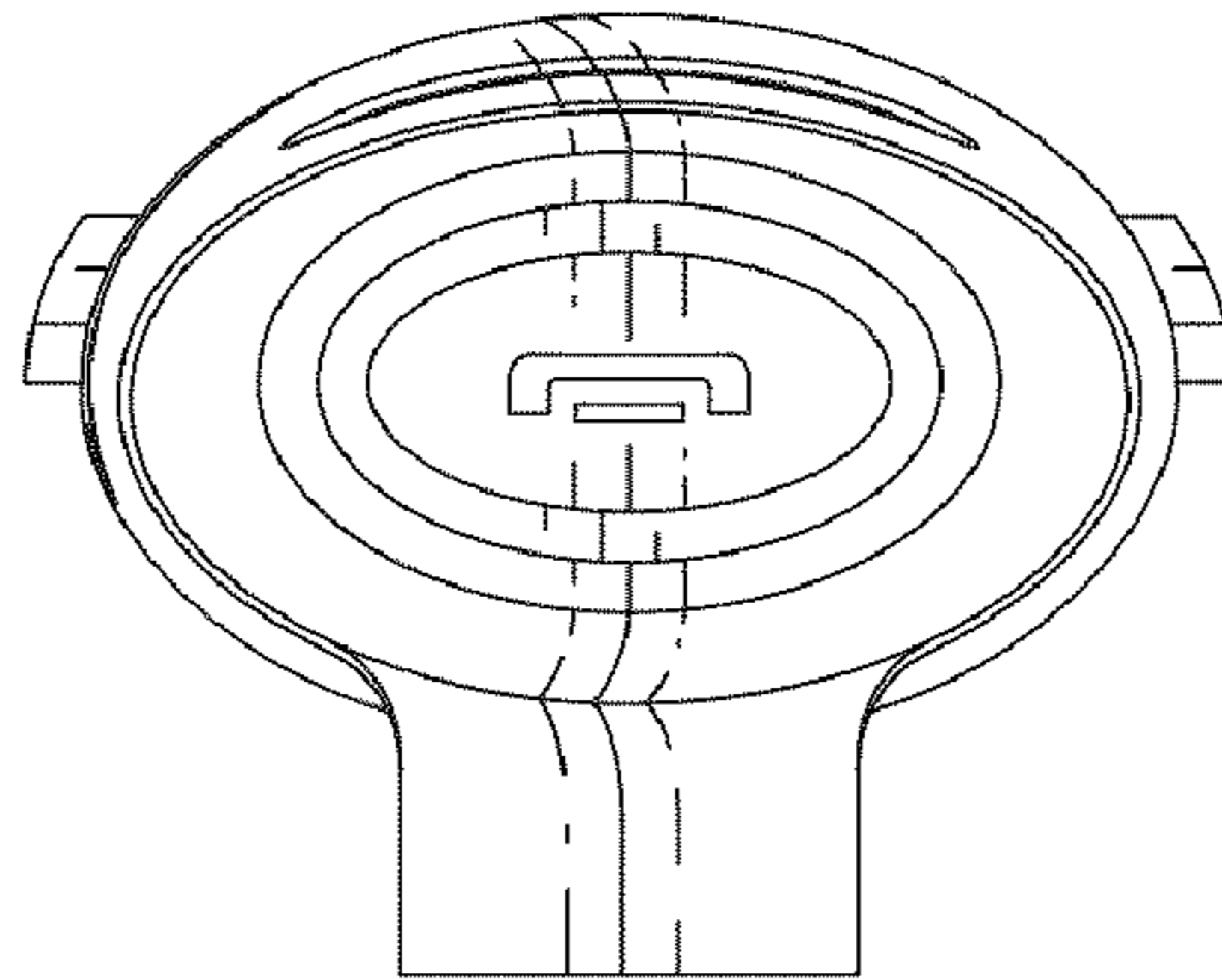


FIG. 7

