



US00D646258S

(12) **United States Design Patent**
Van Der Flier et al.

(10) **Patent No.:** **US D646,258 S**
(45) **Date of Patent:** **** Oct. 4, 2011**

(54) **COMMUNICATIONS TABLET**

(75) Inventors: **Astrid Jantina Van Der Flier**, San Francisco, CA (US); **Elger Oberwelz**, San Francisco, CA (US); **Afshin Frederick Mehin**, San Francisco, CA (US); **Peter Riering-Czekalla**, Oakland, CA (US); **Michael Gibson**, Evergreen, CO (US); **Richard Cerami**, Denver, CO (US)

(73) Assignee: **Qwest Communications International Inc.**, Denver, CO (US)

(**) Term: **14 Years**

(21) Appl. No.: **29/361,056**

(22) Filed: **May 4, 2010**

(51) **LOC (9) Cl.** **14-03**

(52) **U.S. Cl.** **D14/142; D14/130**

(58) **Field of Classification Search** D14/125-130, D14/140, 142, 144, 138 G, 159, 171, 240, D14/329, 334-336, 339-341, 343, 345, 371, D14/374, 375, 203, 203.7, 203.8, 496; 379/88.17, 379/90.01, 93.17, 387.01, 388.02, 419-420.04, 379/428.01-428.04, 434-436, 440, 446-447, 379/454-455; D6/300-302, 308, 310, 311; D10/65; 312/223.2; 455/411, 550.1-90.3; 348/14.01-14.04; D21/325, 329, 515, 517

See application file for complete search history.

(56) **References Cited**

U.S. PATENT DOCUMENTS

D281,179 S *	10/1985	Weiland et al.	D21/515
D444,819 S *	7/2001	Kurz et al.	D21/329
7,050,124 B2 *	5/2006	Schedivy	348/838
D541,771 S *	5/2007	Chung	D14/126
D547,282 S *	7/2007	Hsiung	D14/129
D558,460 S *	1/2008	Yu et al.	D6/308
D561,734 S *	2/2008	Yamada et al.	D14/159
D565,978 S *	4/2008	Stevens et al.	D10/65

D572,213 S *	7/2008	Shih	D14/125
D576,618 S *	9/2008	Wong	D14/341
D582,875 S *	12/2008	Haspil et al.	D14/138 G
D585,399 S *	1/2009	Hwang	D14/130
D592,625 S *	5/2009	Hwang	D14/130
D596,598 S *	7/2009	Huang et al.	D14/130
D597,058 S *	7/2009	Sheppard	D14/142
D600,250 S *	9/2009	Nagata	D14/496
D614,601 S *	4/2010	Kataoka et al.	D14/142
D615,527 S *	5/2010	Hwang	D14/203.8
D616,843 S *	6/2010	Jones et al.	D14/130
D618,192 S *	6/2010	Huang et al.	D14/130
D619,560 S *	7/2010	Ho	D14/203.8
D620,463 S *	7/2010	Li et al.	D14/126
D626,343 S *	11/2010	Lee et al.	D6/308
D634,316 S *	3/2011	Van Den Nieuwenhuizen	D14/336
D637,985 S *	5/2011	Andresen	D14/129
2006/0050473 A1 *	3/2006	Zheng	361/681

* cited by examiner

Primary Examiner — Rob Spear
Assistant Examiner — Carla Wright


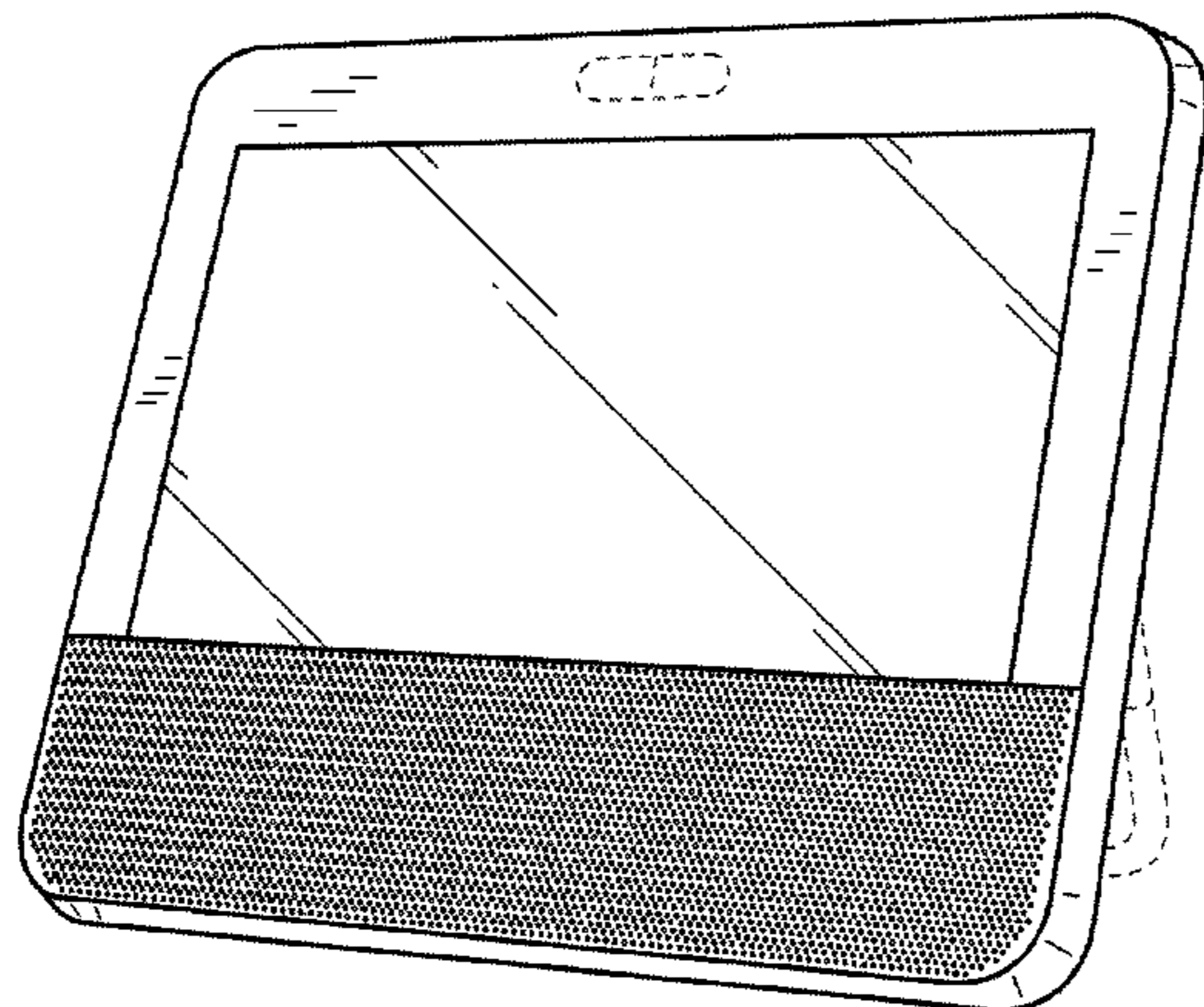
(57) **CLAIM**

The ornamental design for a communications tablet, as shown and described.

DESCRIPTION

FIG. 1 is a perspective view of a communications tablet showing our new design;
FIG. 2 is a front elevational view thereof;
FIG. 3 is a rear elevational view thereof;
FIG. 4 is a first side elevational view thereof;
FIG. 5 is a second side elevational view thereof;
FIG. 6 is a top plan view thereof;
FIG. 7 is a bottom plan view thereof; and,
FIG. 8 is another first side elevation view in which the disclaimed stand is shown in an alternate orientation relative to the claimed portion of the communications tablet.
The broken lines shown represent unclaimed subject matter and form no part of the claimed design.

1 Claim, 6 Drawing Sheets






FIG. 1

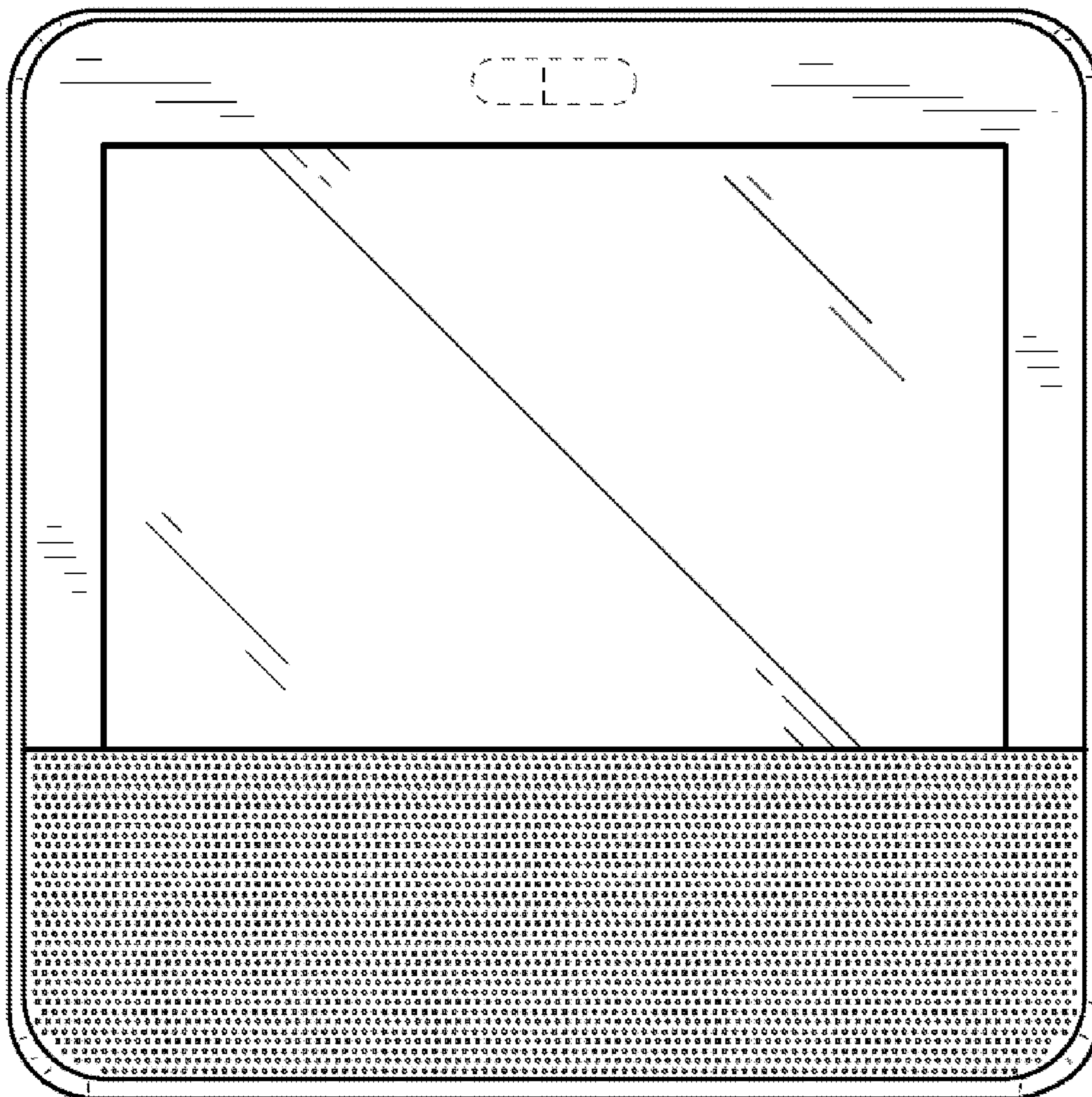


FIG. 2

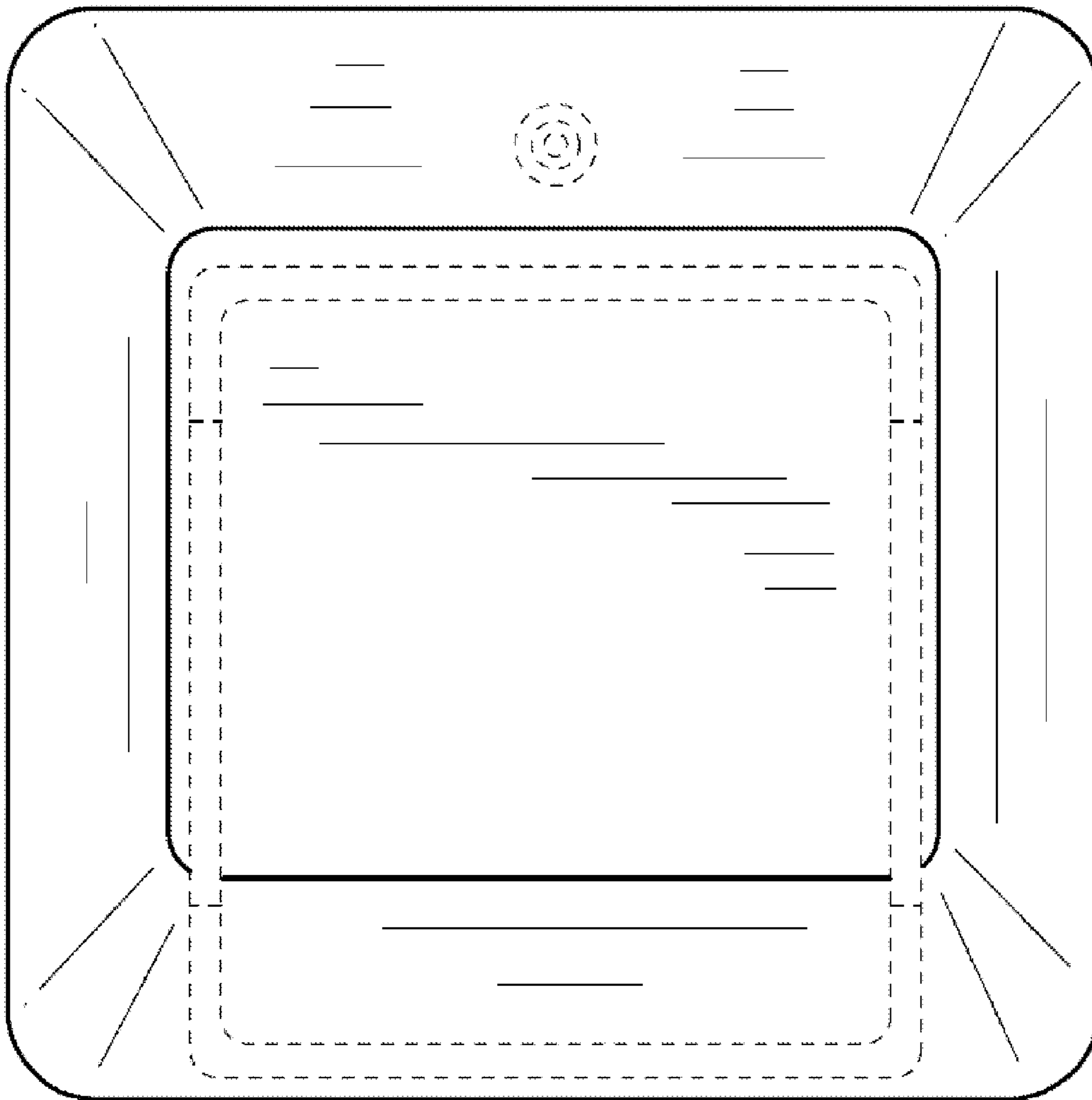


FIG. 3

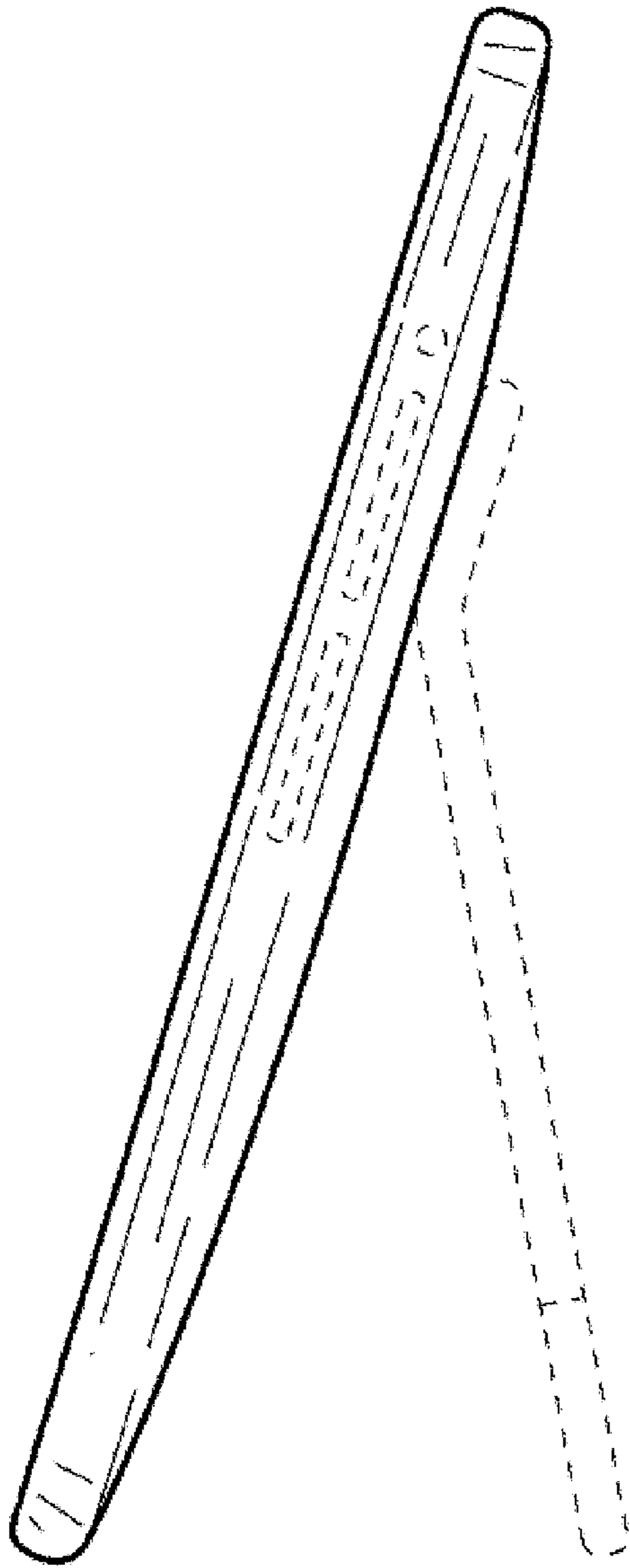


FIG. 4

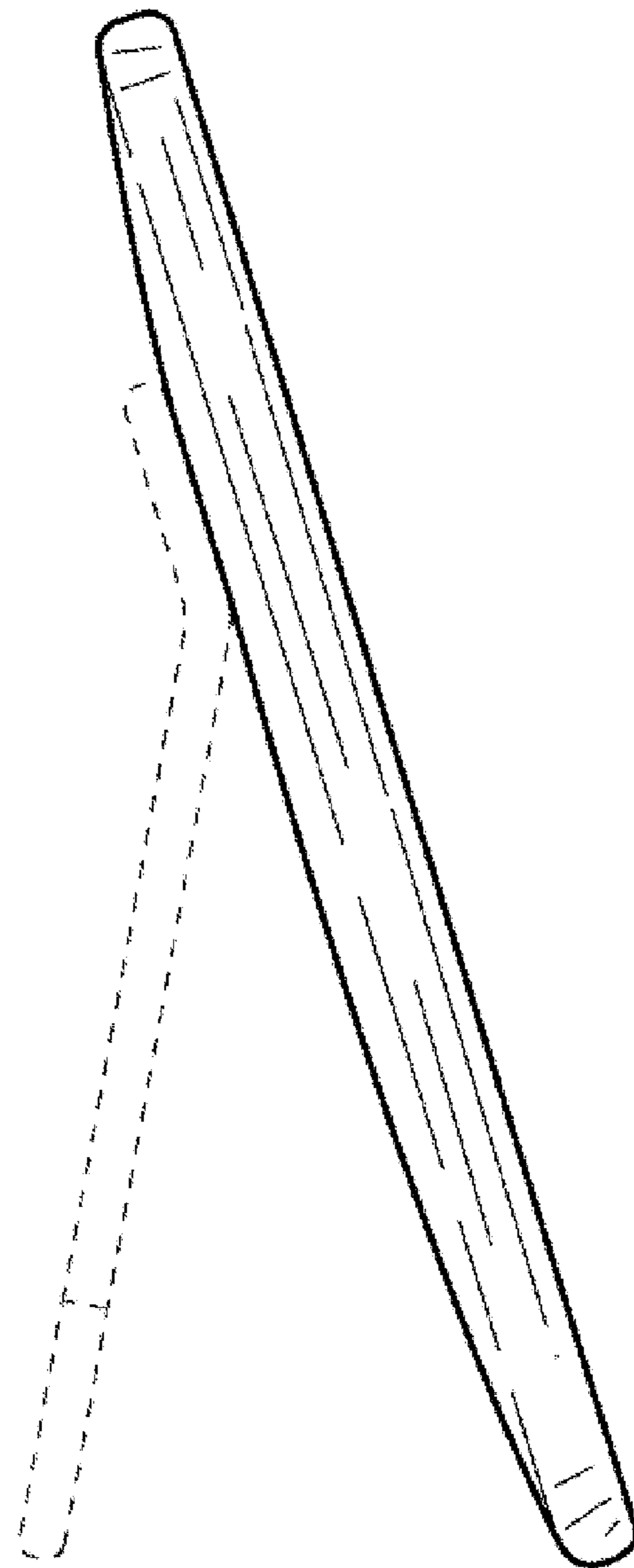


FIG. 5

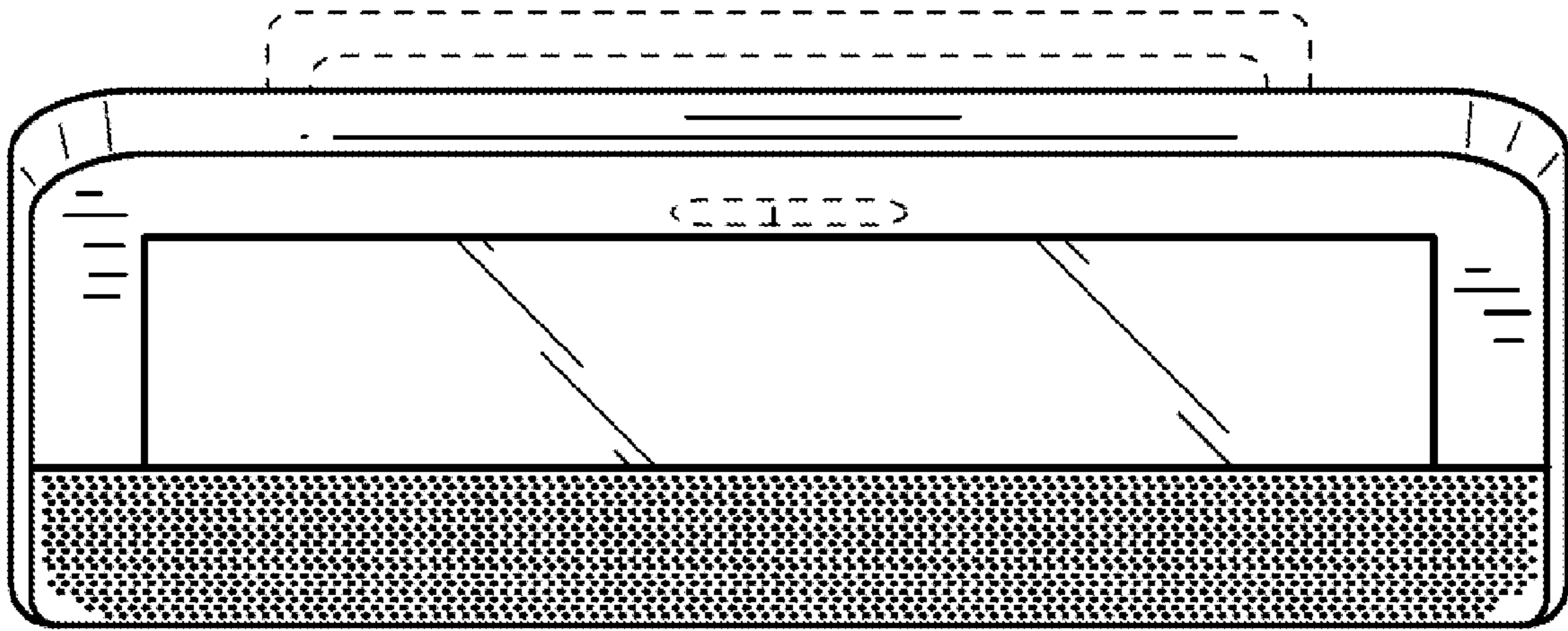


FIG. 6




FIG. 7

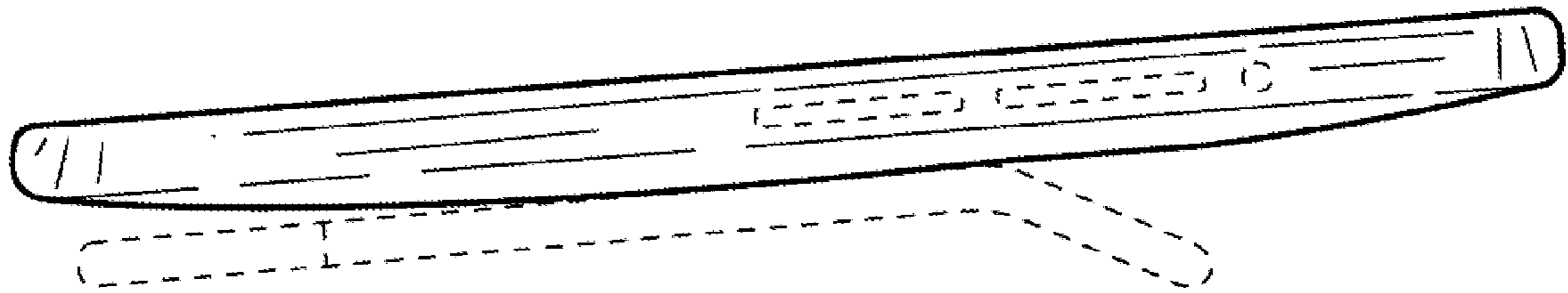


FIG. 8