

US00D646221S

(12) **United States Design Patent**
Kiwaki

(10) **Patent No.:** **US D646,221 S**
(45) **Date of Patent:** **** Oct. 4, 2011**

(54) **TREAD PORTION OF AN AUTOMOBILE TIRE**

(75) Inventor: **Yukihiro Kiwaki**, Tokyo (JP)
(73) Assignee: **Bridgestone Corporation**, Tokyo (JP)
(**) Term: **14 Years**
(21) Appl. No.: **29/343,983**
(22) Filed: **Sep. 22, 2009**

(30) **Foreign Application Priority Data**

Mar. 23, 2009 (JP) 2009-006373

(51) **LOC (9) Cl.** **12-15**
(52) **U.S. Cl.** **D12/604; D12/531**
(58) **Field of Classification Search** D12/500,
D12/502, 505, 515-532, 604; 152/209.1,
152/209.8, 209.9, 209.18, 209.19, 209.21,
152/209.22, 209.25, 209.27

See application file for complete search history.

(56) **References Cited**

U.S. PATENT DOCUMENTS

D597,020 S * 7/2009 Oh D12/521
D631,820 S * 2/2011 Kiwaki D12/521
2006/0032567 A1 * 2/2006 Oh 152/209.18

FOREIGN PATENT DOCUMENTS

JP 896696 S 4/1994
JP 1126179 S 11/2001
JP 1313753 S 10/2007
JP 1368783 S 11/2009
JP 1368784 S 11/2009
JP 1379881 S 2/2010

OTHER PUBLICATIONS

Goodyear Eagle GS-C Tire; 2005 Tread Design Guide, p. 25, Row 2, Item 4.*
Hankook Ventus S1 evo Tire; 2005 Tread Design Guide, p. 27, Row 2, Item 1.*
Maxxis MA-P1 Tire; 2005 Tread Design Guide, p. 36, Row 1, Item 2.*
U.S. Appl. No. 29/344,710. Applicant: Yukihiro Kiwaki. Filing Date: Oct. 2, 2009.*
U.S. Appl. No. 29/344,712. Applicant: Yukihiro Kiwaki. Filing Date: Oct. 2, 2009.*

* cited by examiner

Primary Examiner — Garth Rademaker

(74) *Attorney, Agent, or Firm* — Sughrue Mion, PLLC

(57) **CLAIM**

The ornamental design for a tread portion of an automobile tire, as shown and described.

DESCRIPTION

FIG. 1 is a front view of a tread portion of an automobile tire according to the present invention;
FIG. 2 is a perspective view thereof;
FIG. 3 is a rear view thereof;
FIG. 4 is a left side view thereof;
FIG. 5 is a right side view thereof; and,
FIG. 6 is a fragmentary enlarged view showing the details of the tread portion thereof.
Broken lines in the drawing figures are intended to show environmental structure only, and form no part of the claimed design.

1 Claim, 6 Drawing Sheets

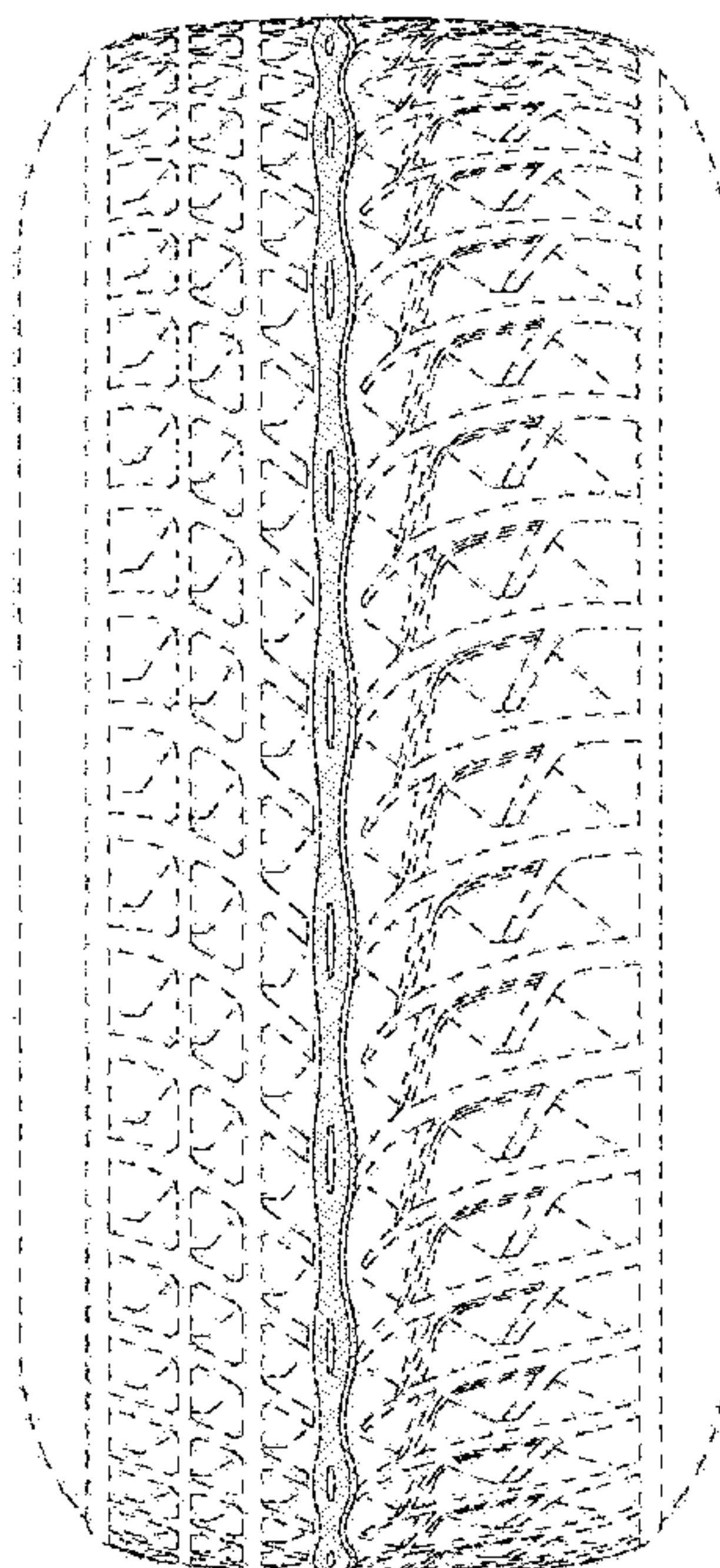


FIG. 1

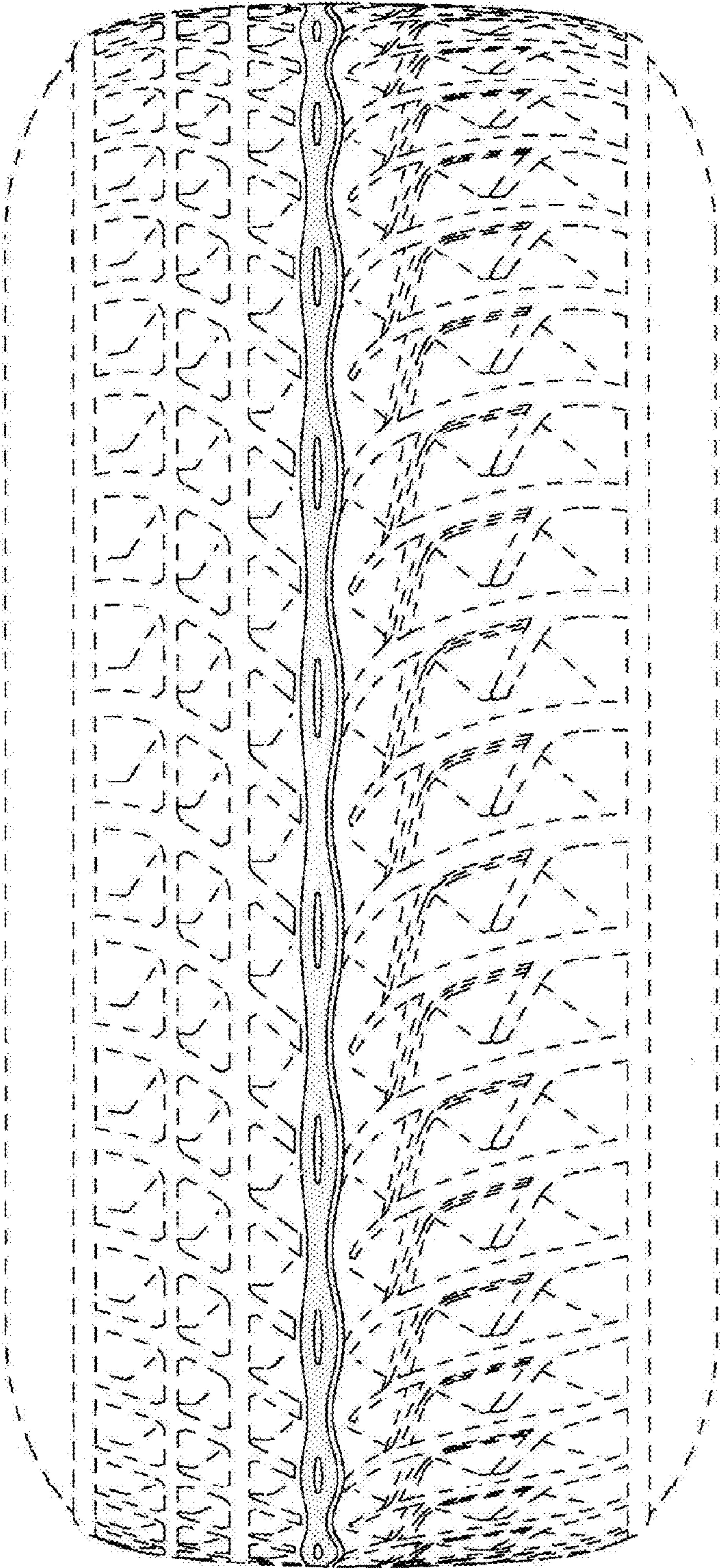


FIG. 2

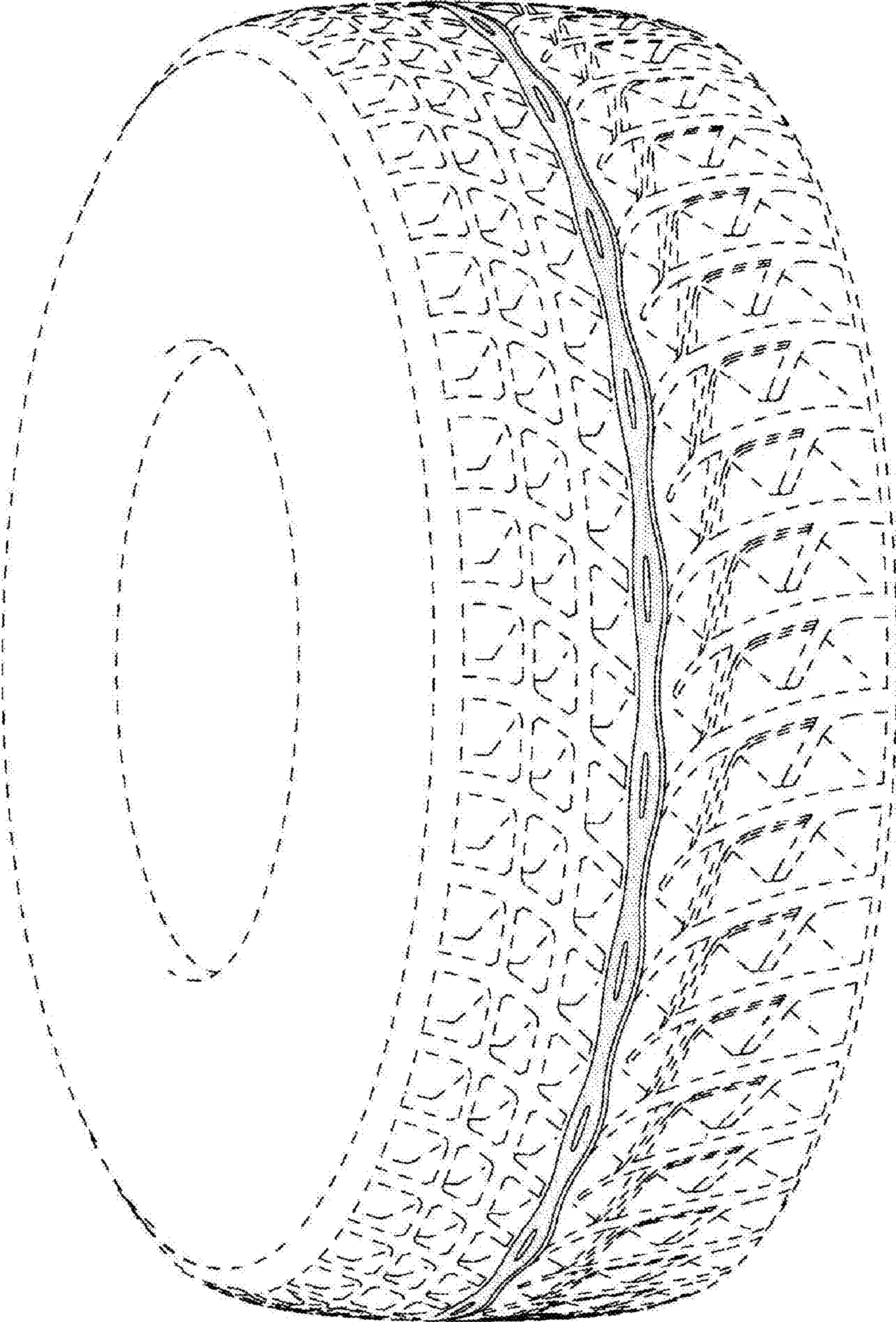


FIG. 3

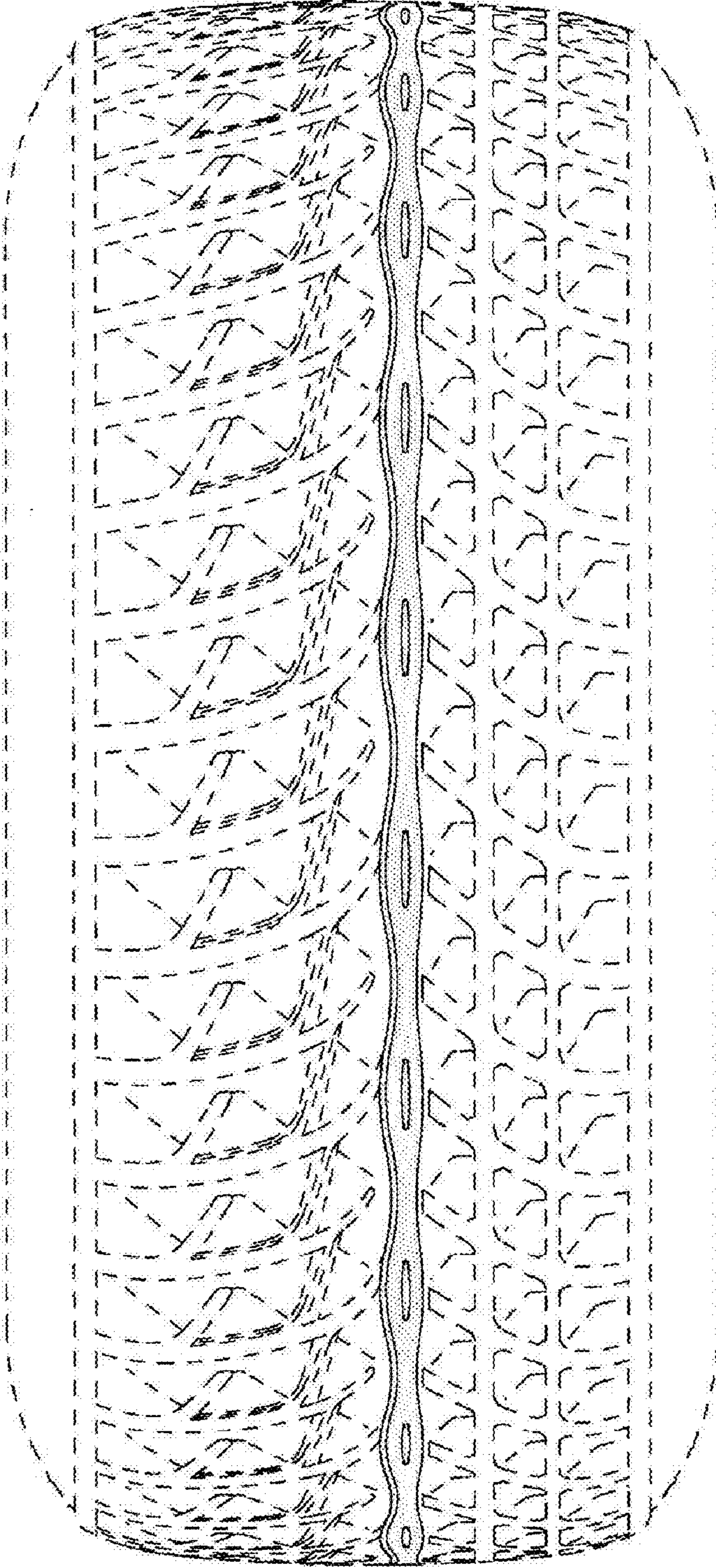


FIG. 4

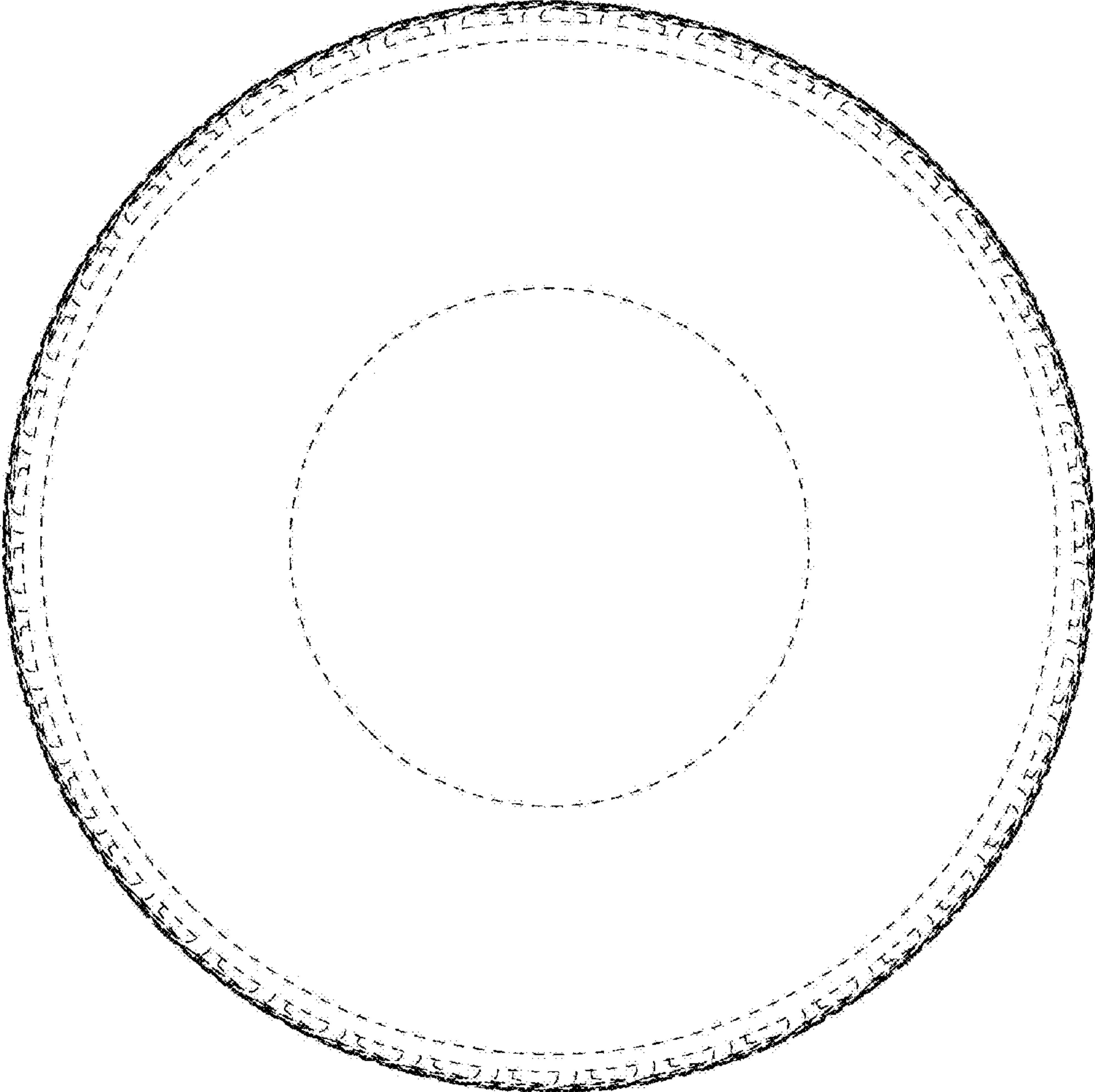


FIG. 5

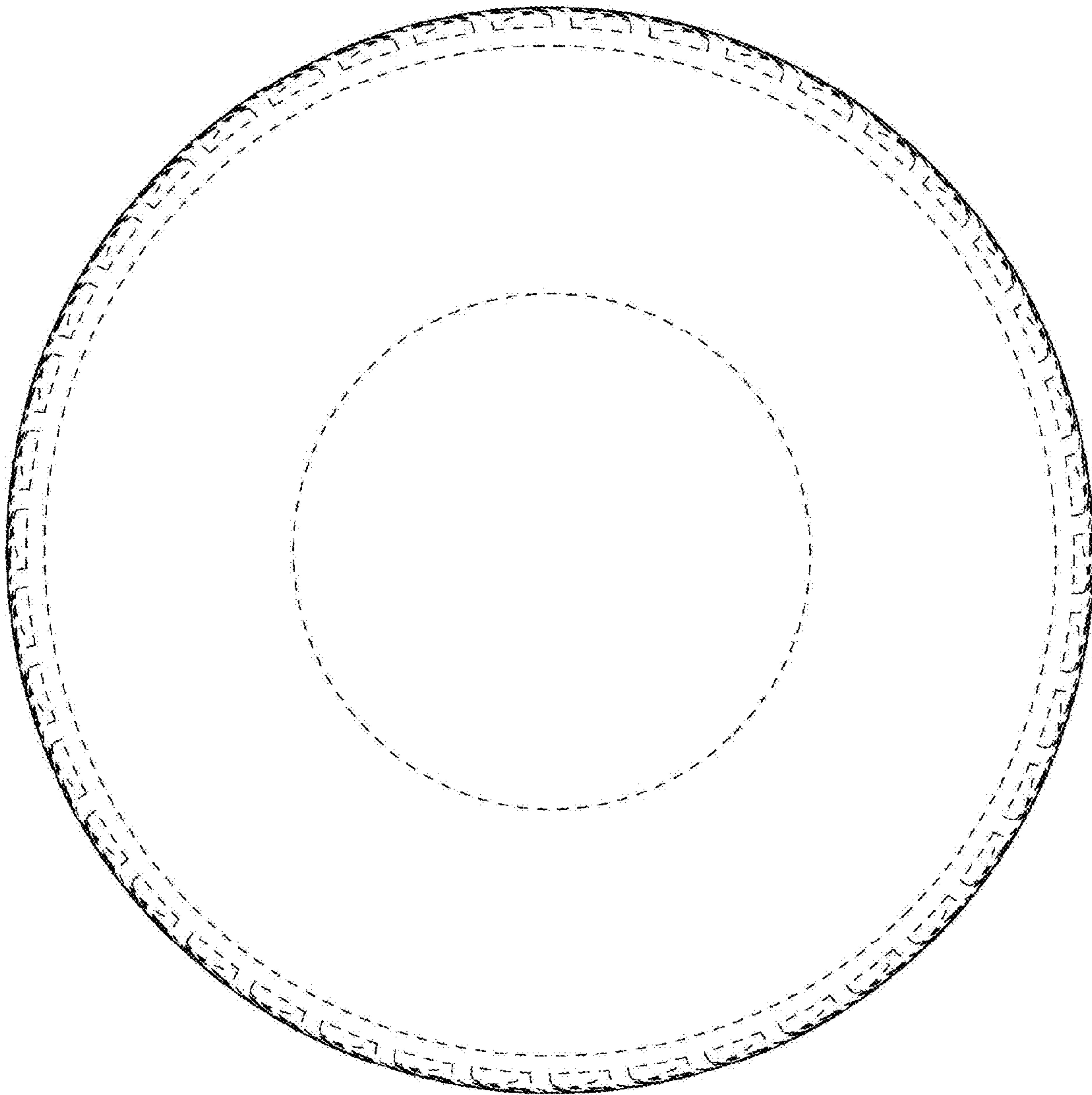


FIG. 6

