



US00D646205S

(12) **United States Design Patent**
Bittner et al.

(10) **Patent No.:** **US D646,205 S**
(45) **Date of Patent:** **** Oct. 4, 2011**

(54) **PASSENGER CAR**

(75) Inventors: **Lorenz Bittner**, Tokyo (JP); **Sou Tamiya**, Tokyo (JP)

(73) Assignee: **Fuji Jukogyo Kabushiki Kaisha**, Tokyo (JP)

(**) Term: **14 Years**

(21) Appl. No.: **29/388,803**

(22) Filed: **Apr. 1, 2011**

Related U.S. Application Data

(63) Continuation of application No. 29/377,319, filed on Oct. 20, 2010, now abandoned.

(30) **Foreign Application Priority Data**

Aug. 20, 2010 (JP) 2010-020189

(51) **LOC (9) Cl.** **12-08**

(52) **U.S. Cl.** **D12/92**

(58) **Field of Classification Search** D12/86,
D12/90-92, 88; D21/424, 433, 434; 296/181.1,
296/181.5

See application file for complete search history.

(56) **References Cited**

U.S. PATENT DOCUMENTS

D611,387 S *	3/2010	Thompson et al.	D12/92
D623,089 S *	9/2010	Park	D12/92
D626,456 S *	11/2010	Miyata et al.	D12/92
D626,457 S *	11/2010	Lian et al.	D12/92
D628,939 S *	12/2010	Komuro	D12/92

* cited by examiner

Primary Examiner — Melody N Brown

(74) *Attorney, Agent, or Firm* — Dickstein Shapiro LLP

(57) **CLAIM**

The ornamental design for a passenger car, as shown and described.

DESCRIPTION

FIG. 1 is a front perspective view for a “passenger car” showing my new design,

FIG. 2 is a rear perspective view thereof,

FIG. 3 is a front view thereof,

FIG. 4 is a rear view thereof,

FIG. 5 is a top view thereof,

FIG. 6 is a right-side view thereof; and,

FIG. 7 is a left-side view thereof.

1 Claim, 2 Drawing Sheets




FIG.1



FIG.2




FIG.3

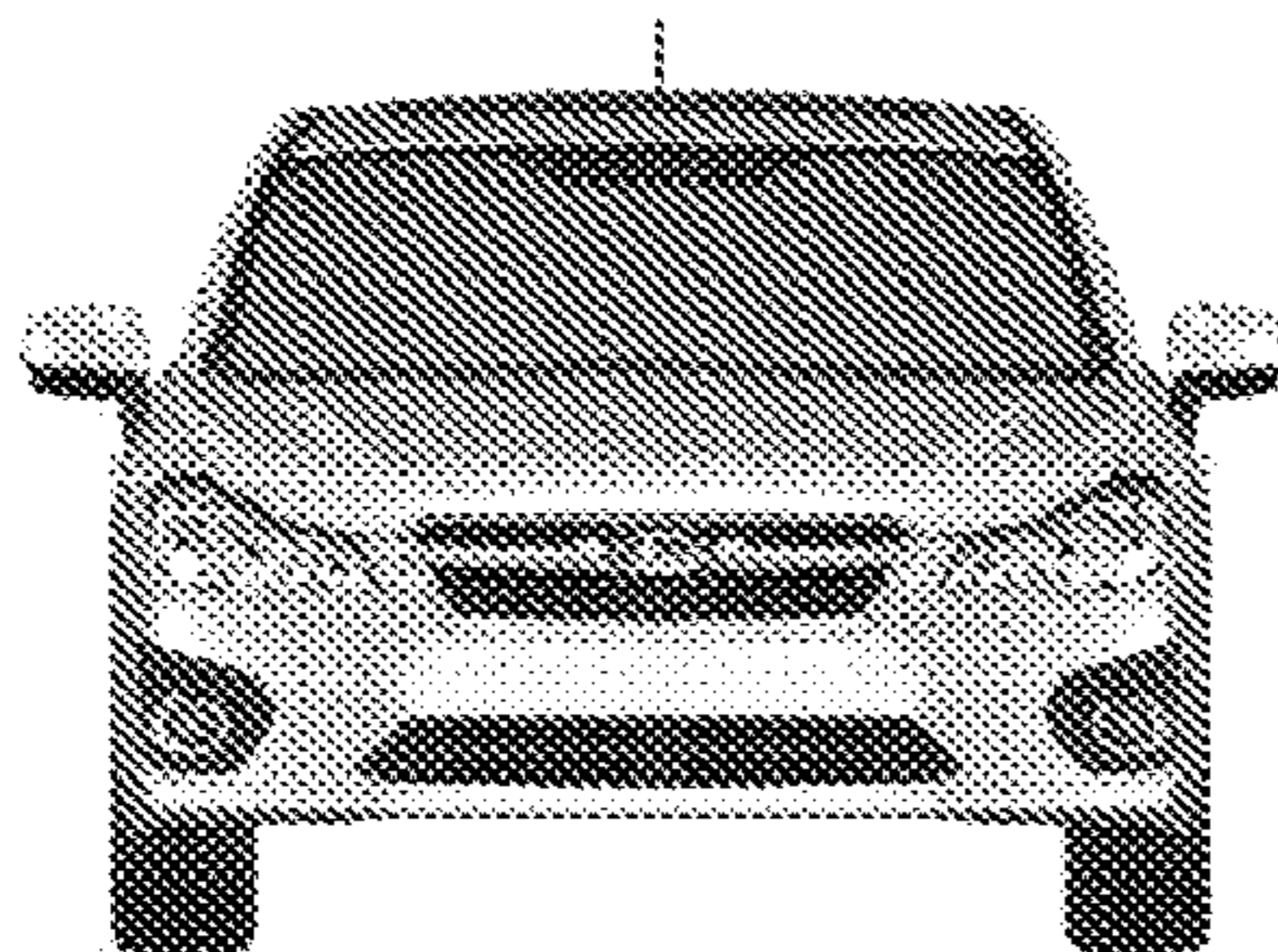


FIG.4




FIG.5

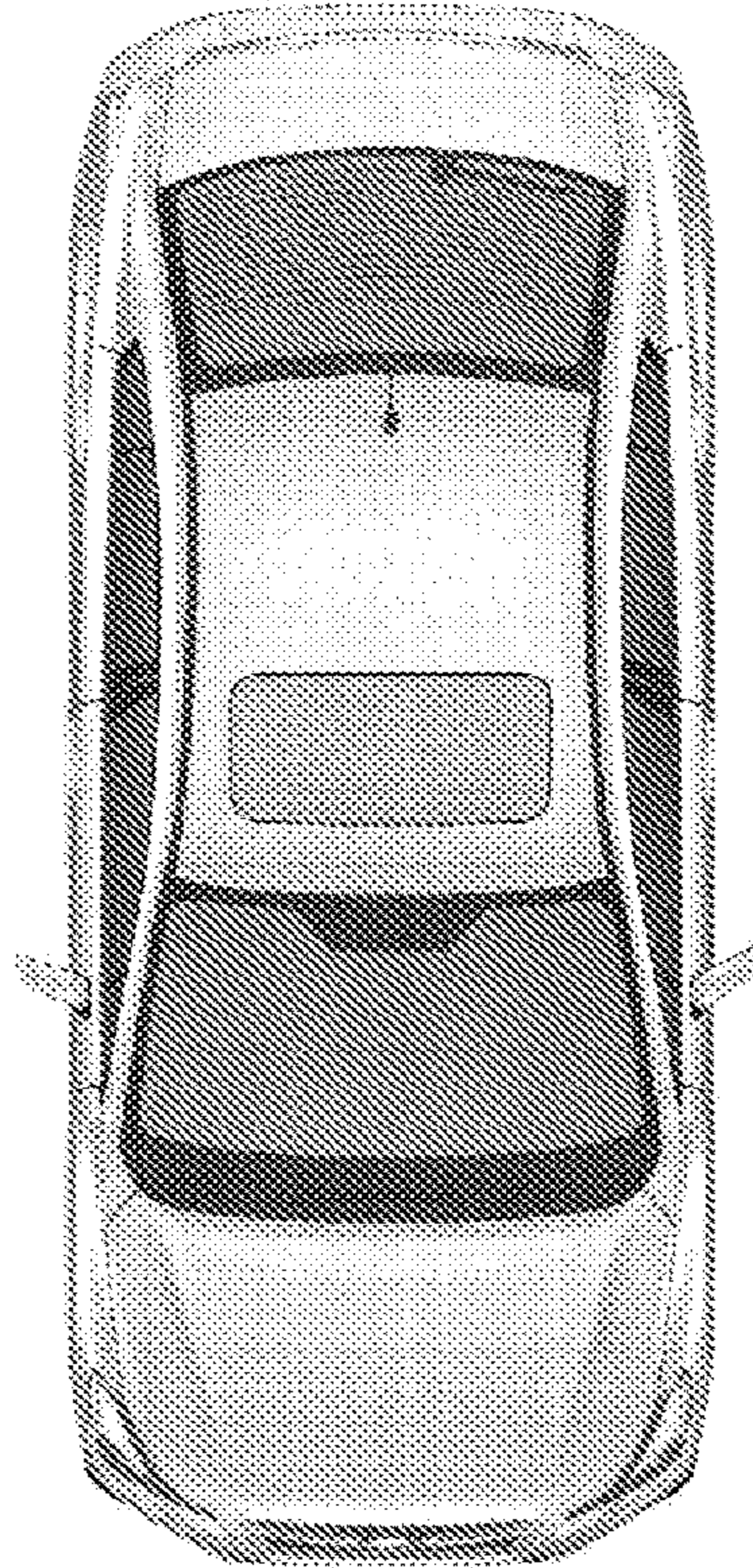


FIG.6

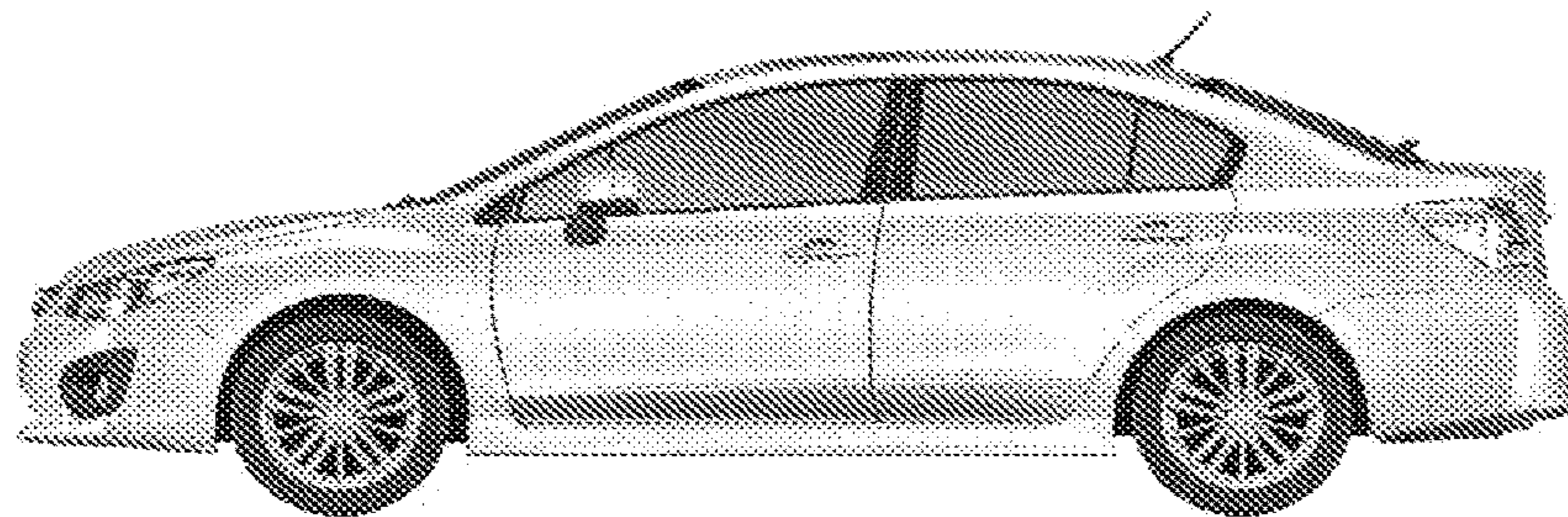


FIG.7

