



US00D646194S

(12) **United States Design Patent**  
**Margarum**

(10) **Patent No.:** **US D646,194 S**

(45) **Date of Patent:** **\*\* Oct. 4, 2011**

(54) **PULL TAB FOR A SLIDE FASTENER**

D579,378 S \* 10/2008 Lobel ..... D11/221

\* cited by examiner

(75) Inventor: **Lindsay Margarum**, West New York,  
NJ (US)

*Primary Examiner* — Ralf Seifert

(73) Assignee: **Ideal Fastener Corporation**, Oxford,  
NC (US)

(74) *Attorney, Agent, or Firm* — Neal Wolgin; Tillman  
Wright PLLC

(\*\*) Term: **14 Years**

(57) **CLAIM**

The ornamental design for a pull tab for a slide fastener, as  
shown and described.

(21) Appl. No.: **29/365,722**

**DESCRIPTION**

(22) Filed: **Jul. 14, 2010**

(51) **LOC (9) Cl.** ..... **02-07**

(52) **U.S. Cl.** ..... **D11/221**

(58) **Field of Classification Search** ..... D11/200,  
D11/201, 221; 24/381–383, 385–387, 414–417,  
24/421–422, 427–431, 433; 2/265  
See application file for complete search history.

FIG. 1 is a front view illustrating a pull tab for a slide fastener;

FIG. 2 is a bottom view of the pull tab;

FIG. 3 is a top view of the pull tab;

FIG. 4 is a left side view of the pull tab;

FIG. 5 is a right side view of the pull tab;

FIG. 6 is a section view of the pull tab taken along the line 6-6  
of FIG. 1; and,

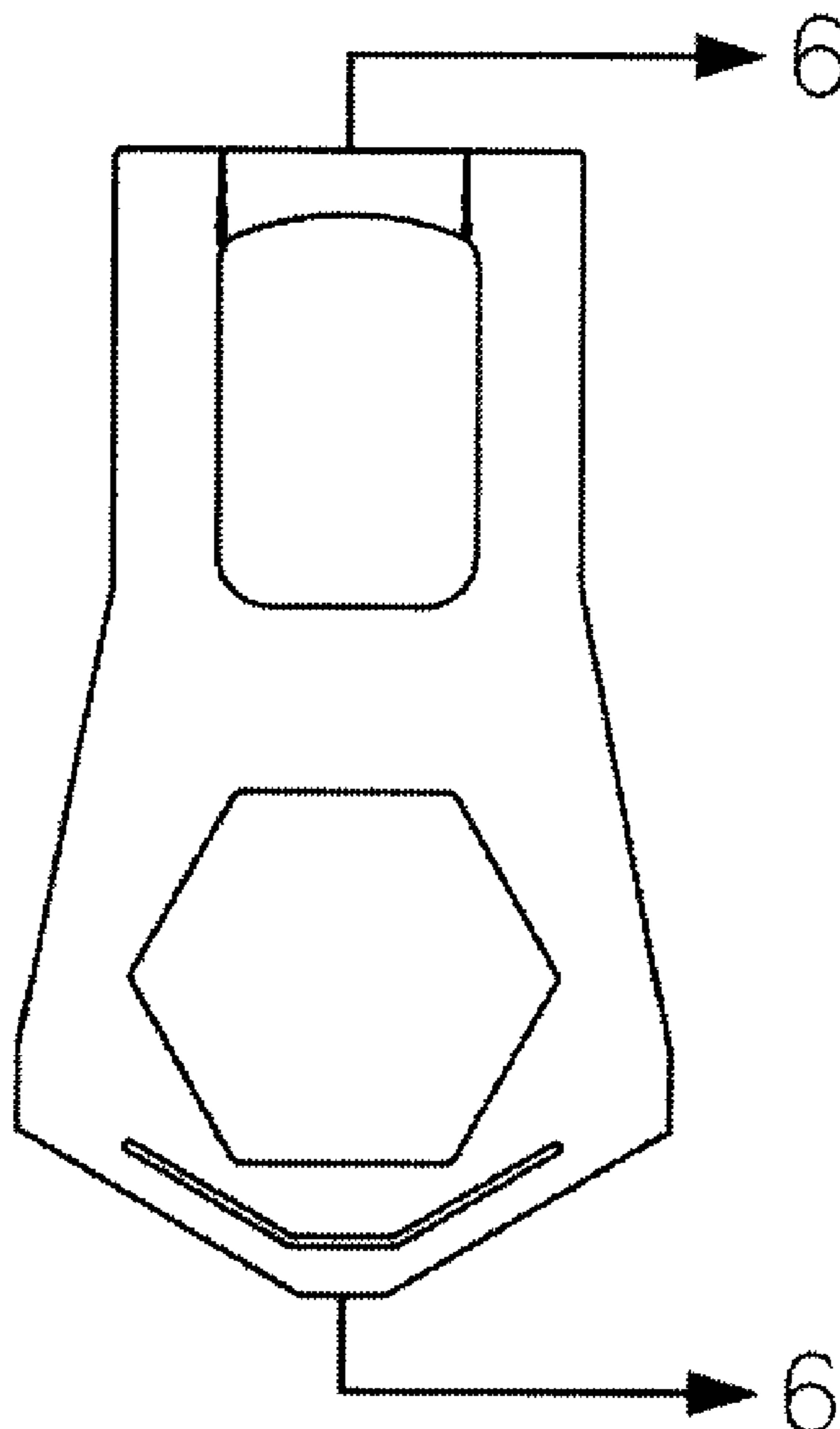
FIG. 7 is a front view showing the pull tab of FIG. 1 in  
connection with a slide fastener slider body, the slide fastener  
body being for illustrative purposes only and forms no part of  
the claimed design.

(56) **References Cited**

U.S. PATENT DOCUMENTS

D366,010 S \* 1/1996 Yuuki ..... D11/221  
D572,171 S \* 7/2008 Lobel ..... D11/221

**1 Claim, 2 Drawing Sheets**






Fig.3



Fig.4

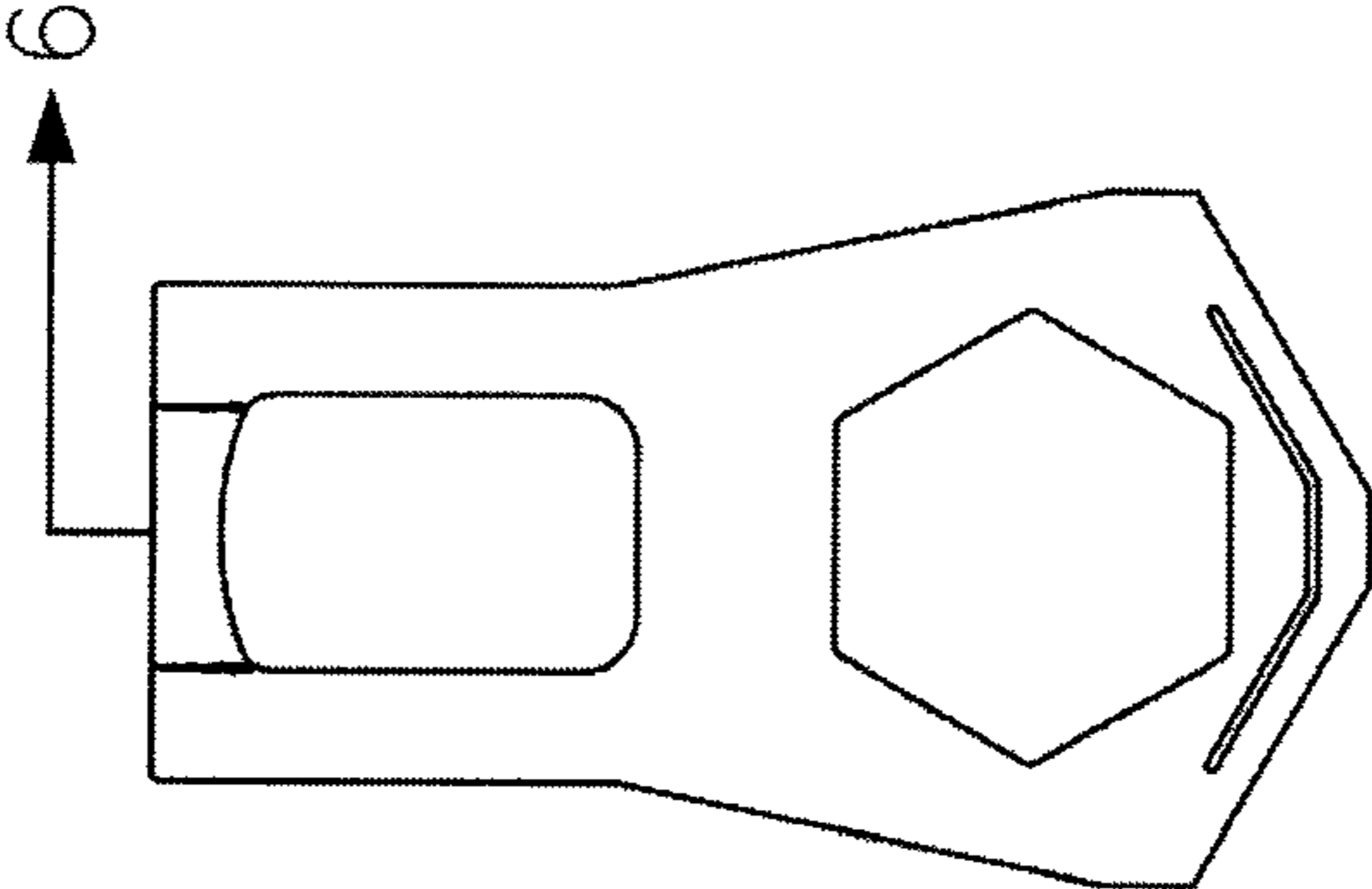


Fig.1



Fig.5



Fig.2

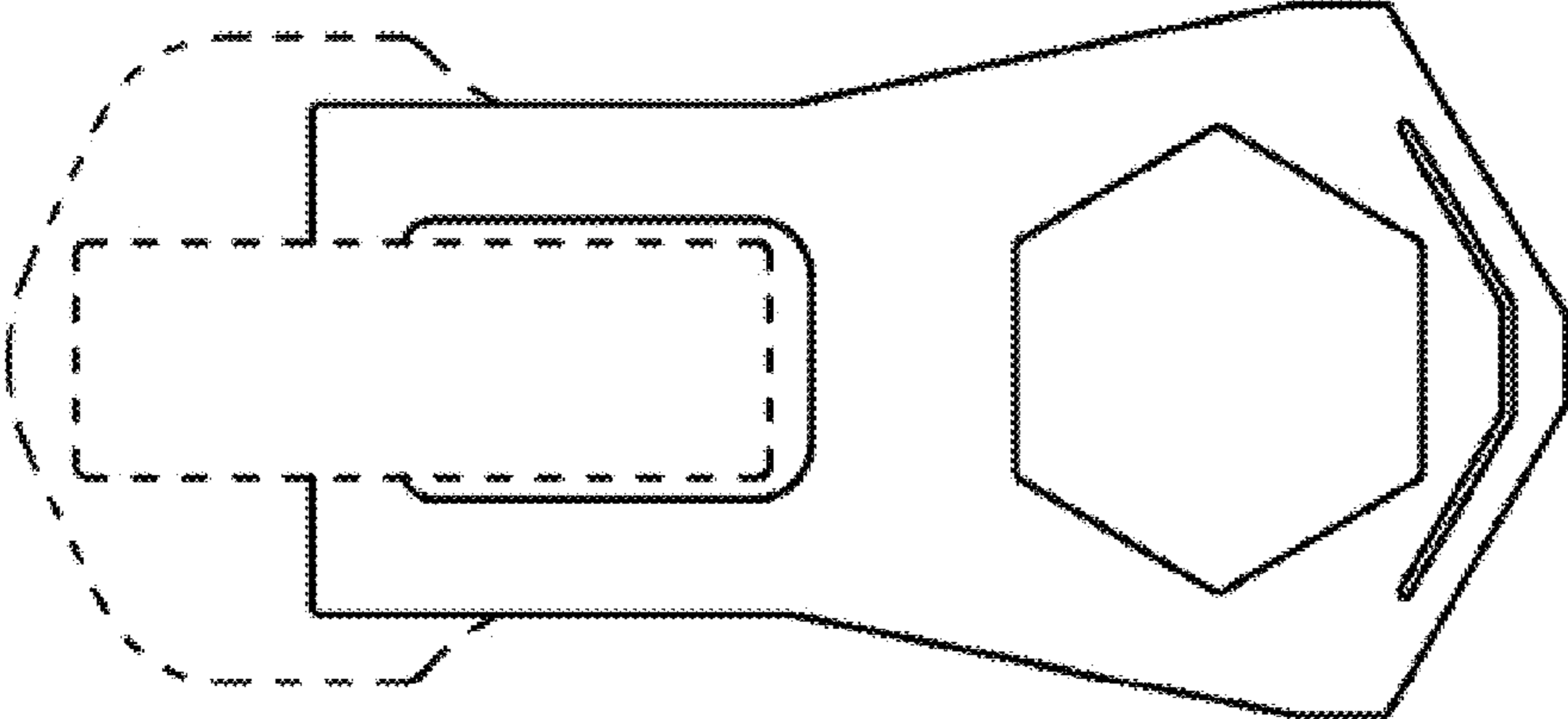


Fig. 7



Fig. 6