



US00D646180S

(12) **United States Design Patent**
Wilkinson et al.

(10) **Patent No.:** **US D646,180 S**

(45) **Date of Patent:** **** Oct. 4, 2011**

(54) **DISPENSER**

(75) Inventors: **Craig Martin Wilkinson**, St. Kilda East (AU); **Scott Edward Smith**, Cincinnati, OH (US); **Luisa Navarro Cerda**, Cincinnati, OH (US)

(73) Assignee: **The Procter & Gamble Company**, Cincinnati, OH (US)

(**) Term: **14 Years**

(21) Appl. No.: **29/365,387**

(22) Filed: **Jul. 8, 2010**

(51) **LOC (9) Cl.** **09-01**

(52) **U.S. Cl.** **D9/688**

(58) **Field of Classification Search** D9/682-694, D9/434-455, 723-726, 516-575; 222/129, 222/135, 153.01, 153.03, 153.04, 153.09, 222/153.11-153.14, 182, 631, 635, 209, 222/211-213, 215, 321.7-321.9, 372, 373, 222/378, 379, 383.1, 384-386, 398, 400.7, 222/400.8, 401, 402.1-402.25; 215/379, 215/382, 383, 384; 220/669, 674, 675; D28/76, D28/77

See application file for complete search history.

(56) **References Cited**

U.S. PATENT DOCUMENTS

2,908,479	A *	10/1959	Goodspeed, Jr.	251/320
3,129,839	A *	4/1964	Grimsley	220/799
D236,084	S *	7/1975	Petterson	D9/688
4,752,020	A *	6/1988	Grueter et al.	222/402.15
D324,171	S *	2/1992	Morane	D9/688
5,316,221	A	5/1994	Glover et al.		
D364,339	S *	11/1995	Shurtleff	D9/692
D379,429	S *	5/1997	Weiss et al.	D9/688
D388,320	S *	12/1997	Lamb	D9/688
5,772,083	A	6/1998	Joulia		
6,073,804	A	6/2000	Yquel		

6,112,953	A	9/2000	Gueret		
D463,285	S *	9/2002	Hemon	D9/524
6,715,646	B2	4/2004	Suffa		
D505,073	S *	5/2005	Flurer et al.	D9/448
D513,387	S *	1/2006	Limbert	D9/682
D513,995	S *	1/2006	Miwa	D9/682
D530,622	S *	10/2006	Geiberger	D9/688
7,267,248	B2	9/2007	Yerby et al.		
2005/0045664	A1	3/2005	Taylor		
2006/0144855	A1	7/2006	Von Schuckmann		
2008/0116228	A1	5/2008	Ryan et al.		
2009/0045222	A1	2/2009	Nimmo et al.		

FOREIGN PATENT DOCUMENTS

WO	D005783-001	*	11/1985
WO	D005783-003	*	11/1985
WO	D005783-004	*	11/1985
WO	D008760-001	*	8/1987

* cited by examiner

Primary Examiner — Catherine Tuttle

(74) *Attorney, Agent, or Firm* — Kathleen Y. Carter; Julia Ann Glazer; Armina E. Stricklin

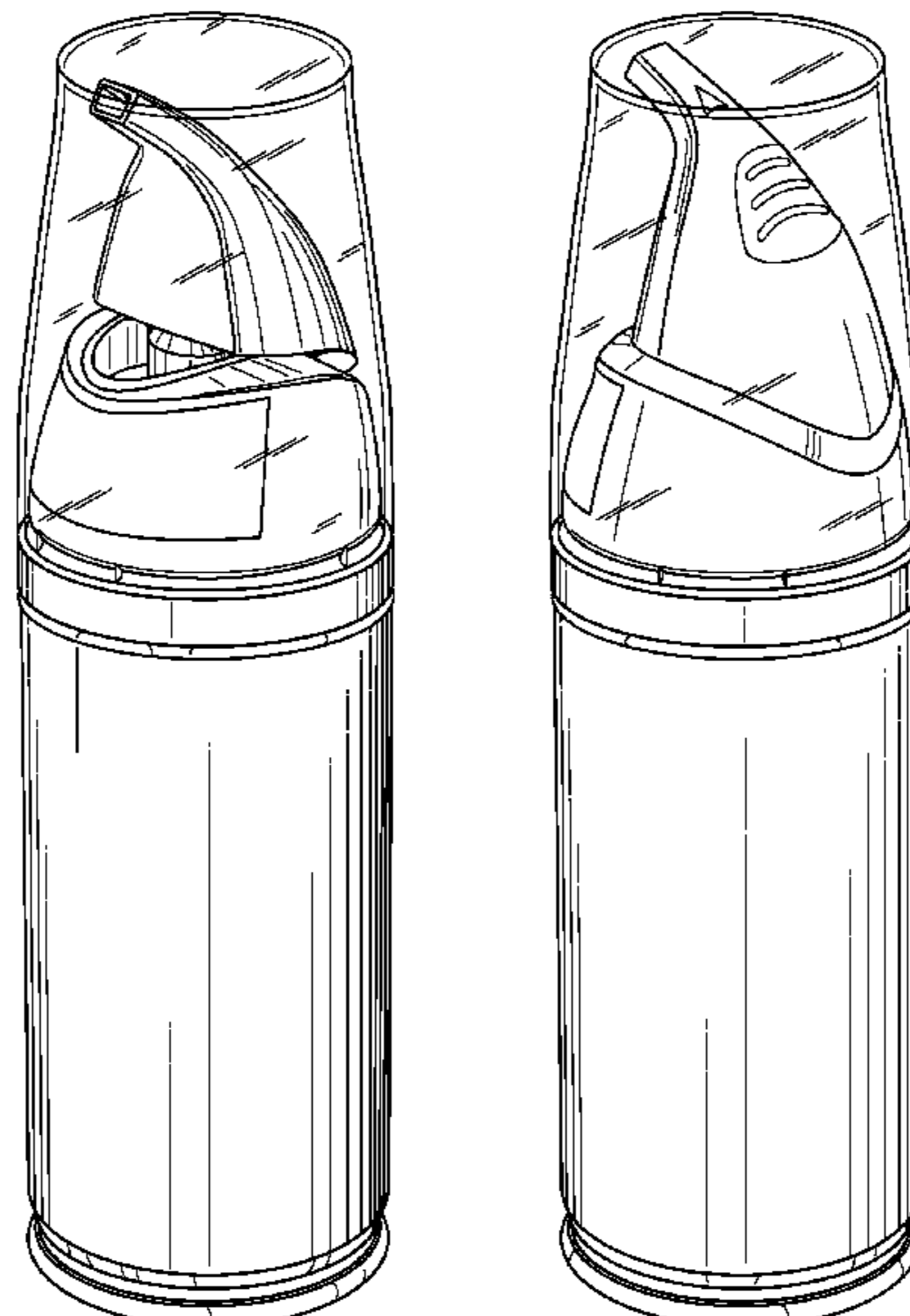
(57) **CLAIM**

The ornamental design for a dispenser, as shown and described.

DESCRIPTION

FIG. 1 is a top, front and left side perspective view of the dispenser showing our new design; FIG. 2 is a top, rear and right side perspective view thereof; FIG. 3 is a back elevation view thereof; FIG. 4 is a left side elevation view thereof, the opposite side elevational view being a mirror image of the side shown, FIG. 5 is a front elevation view thereof; FIG. 6 is a top view thereof; and, FIG. 7 is a bottom view thereof. The broken line representing the profile of the bottom end and appearance within the broken line form no part of the claimed design.

1 Claim, 3 Drawing Sheets



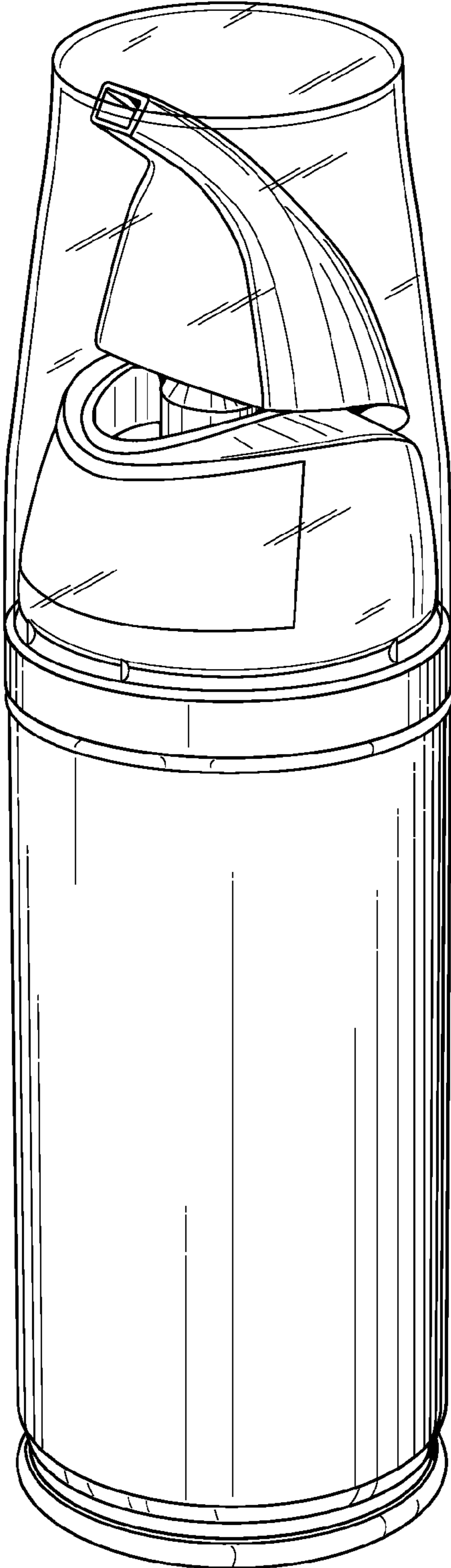


Fig. 1

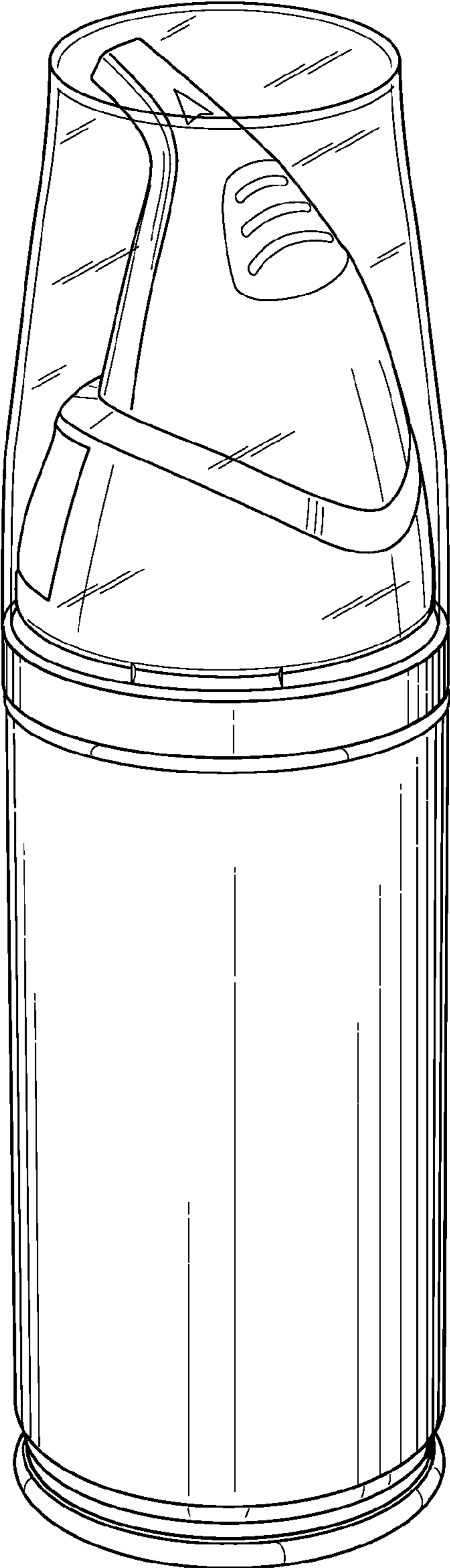


Fig. 2

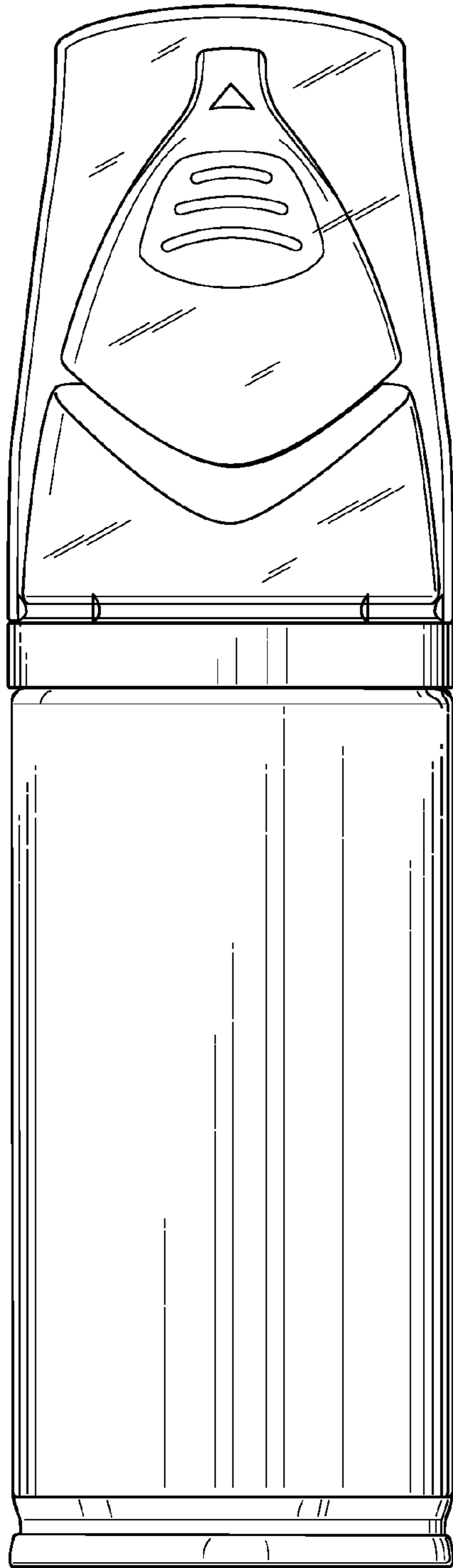


Fig. 3

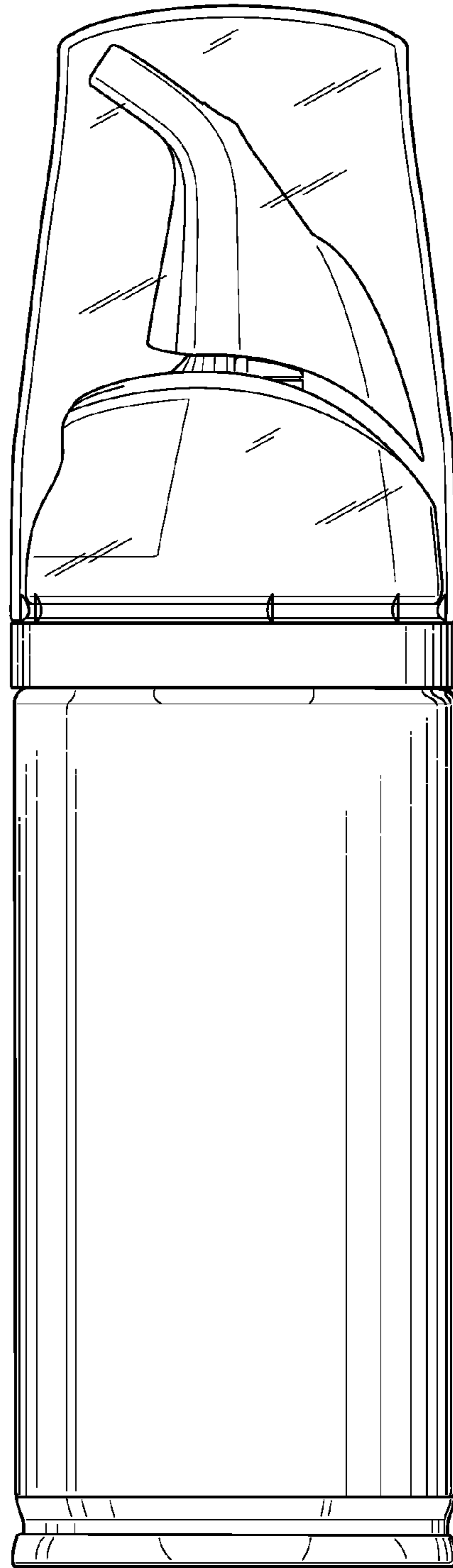


Fig. 4




Fig. 5




Fig. 6




Fig. 7