



US00D646165S

(12) **United States Design Patent**
Chupak

(10) **Patent No.:** **US D646,165 S**

(45) **Date of Patent:** **** Oct. 4, 2011**

(54) **CROWN BOTTLE**

(76) **Inventor:** **Thomas Chupak**, West Middlesex, PA
(US)

(**) **Term:** **14 Years**

(21) **Appl. No.:** **29/379,210**

(22) **Filed:** **Nov. 16, 2010**

(51) **LOC (9) Cl.** **09-01**

(52) **U.S. Cl.** **D9/500; D9/764; D9/772**

(58) **Field of Classification Search** D9/500,
D9/512-505, 516, 537, 539, 544-545, 549,
D9/558, 574-575, 763-764, 772; 215/379,
215/382-384; 220/660, 662, 669, 675, 569,
220/906

See application file for complete search history.

(56) **References Cited**

U.S. PATENT DOCUMENTS

1,079,403	A	*	11/1913	Crececius	215/266
D335,455	S	*	5/1993	Brown	D9/537
D364,347	S	*	11/1995	Sillince et al.	D9/500
D592,060	S	*	5/2009	Chupak	D9/500

D596,488	S	*	7/2009	Chupak	D9/500
D600,556	S	*	9/2009	Chupak	D9/500
D600,557	S	*	9/2009	Chupak	D9/500

FOREIGN PATENT DOCUMENTS

WO	DM/062281	*	12/2002
WO	DM/063368	*	4/2003

* cited by examiner

Primary Examiner — Ian Simmons

Assistant Examiner — Dana L Sipos

(74) *Attorney, Agent, or Firm* — Thorp Reed & Armstrong, LLP

(57) **CLAIM**

The ornamental design for a crown bottle, as shown and described.

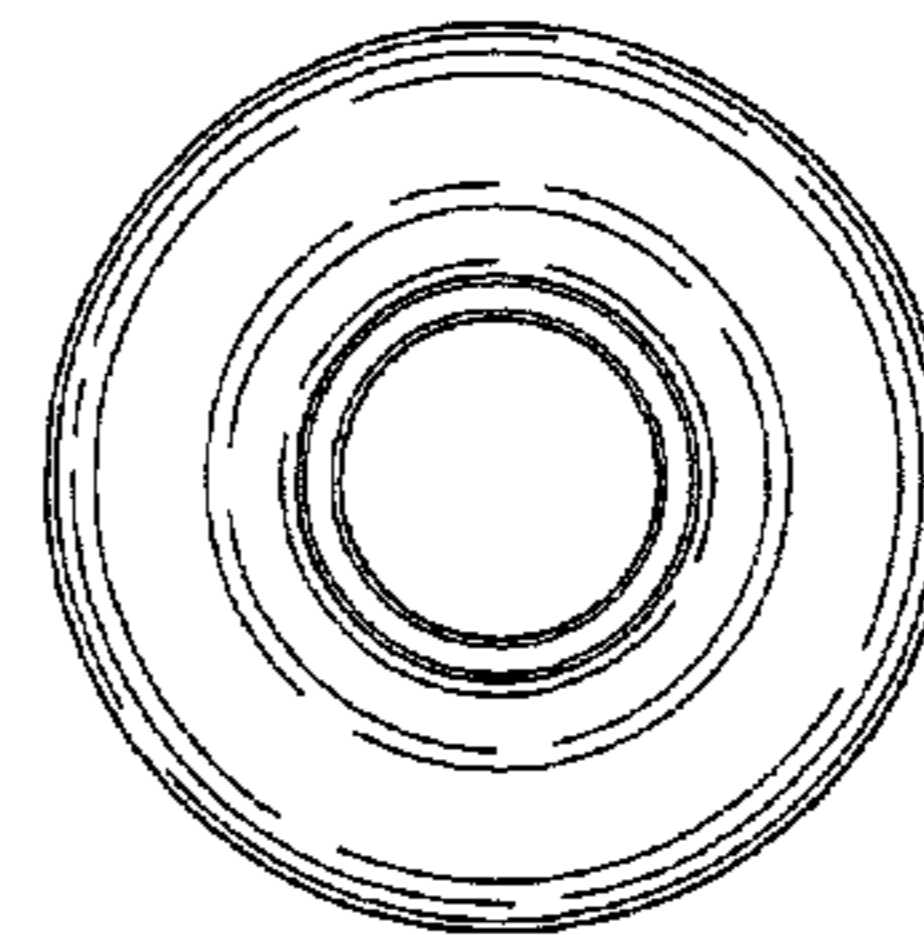
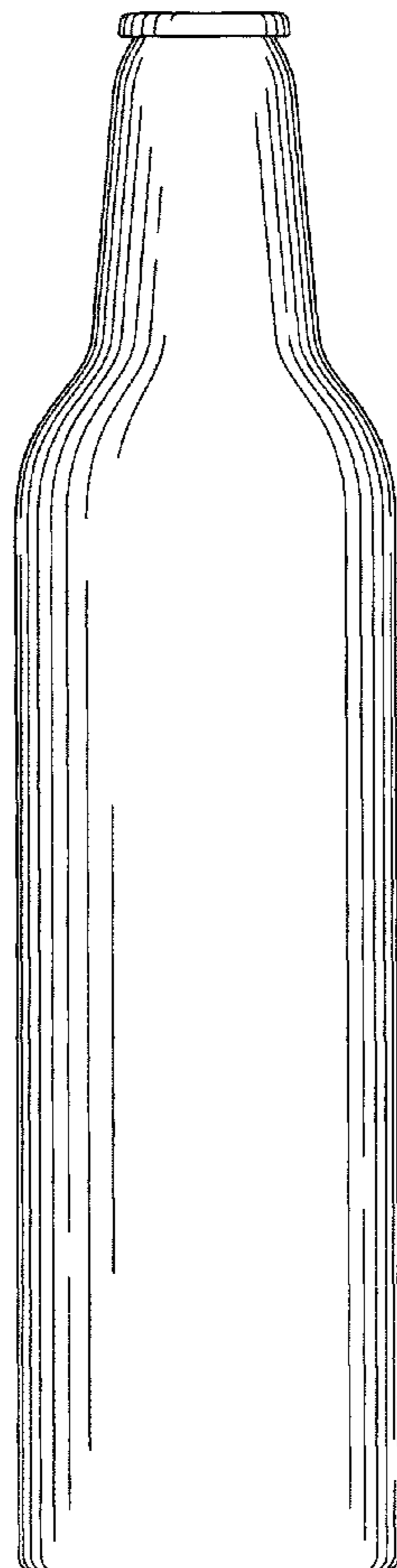
DESCRIPTION

FIG. 1 is a perspective front view of a crown bottle showing my new design.

FIG. 2 is a front elevational view of the bottle of FIG. 1. The left, right and rear elevational views of the crown bottle are all identical to the front view.

FIG. 3 is a top view of the crown bottle of FIG. 1; and, FIG. 4 is a bottom view of the bottle of FIG. 1.

1 Claim, 2 Drawing Sheets



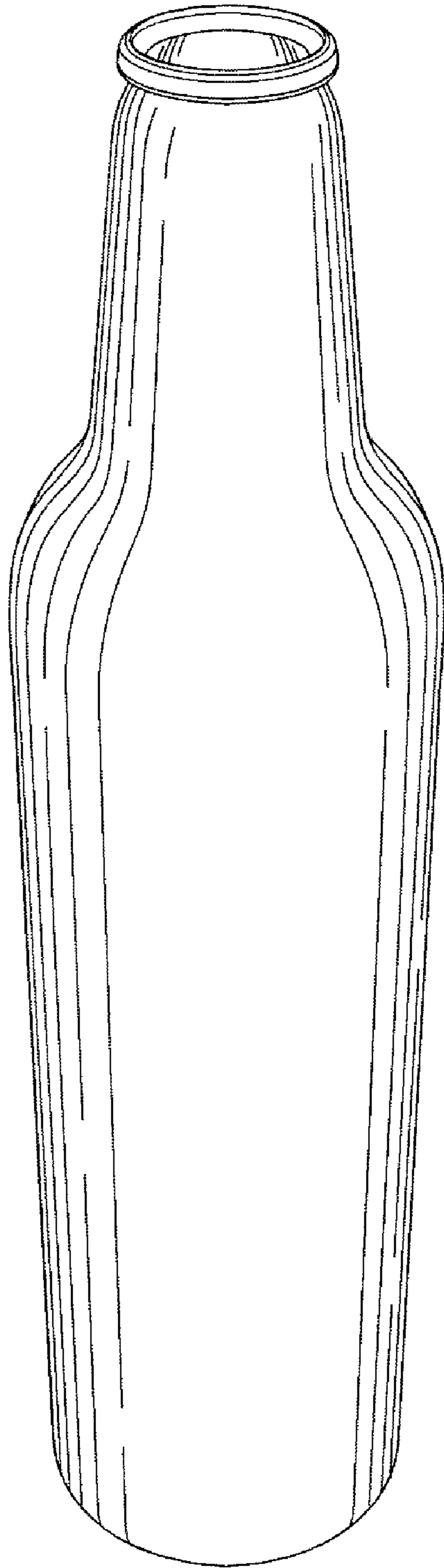


Fig.1

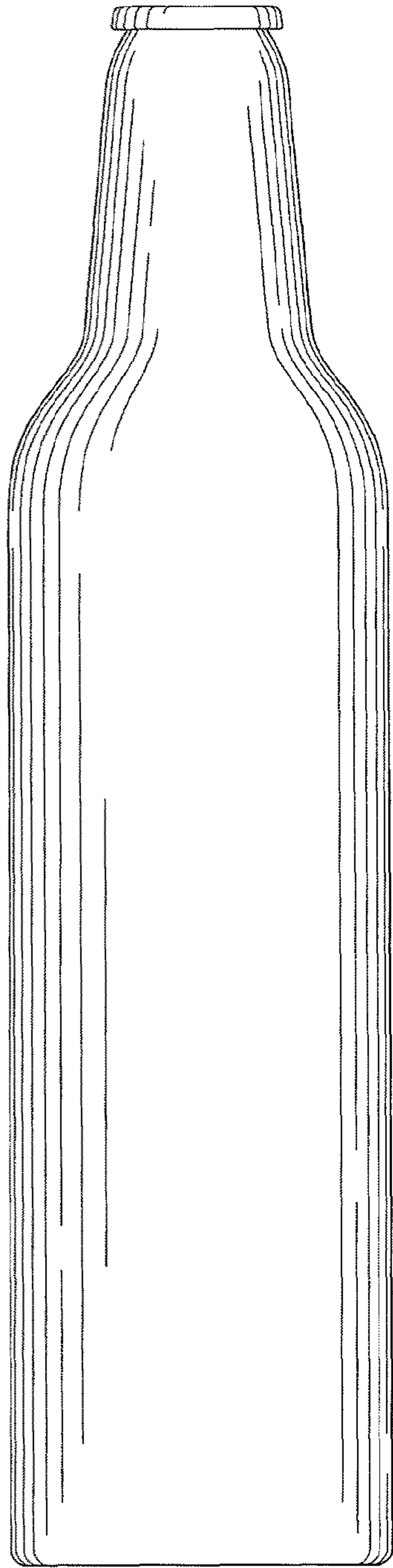


Fig. 2

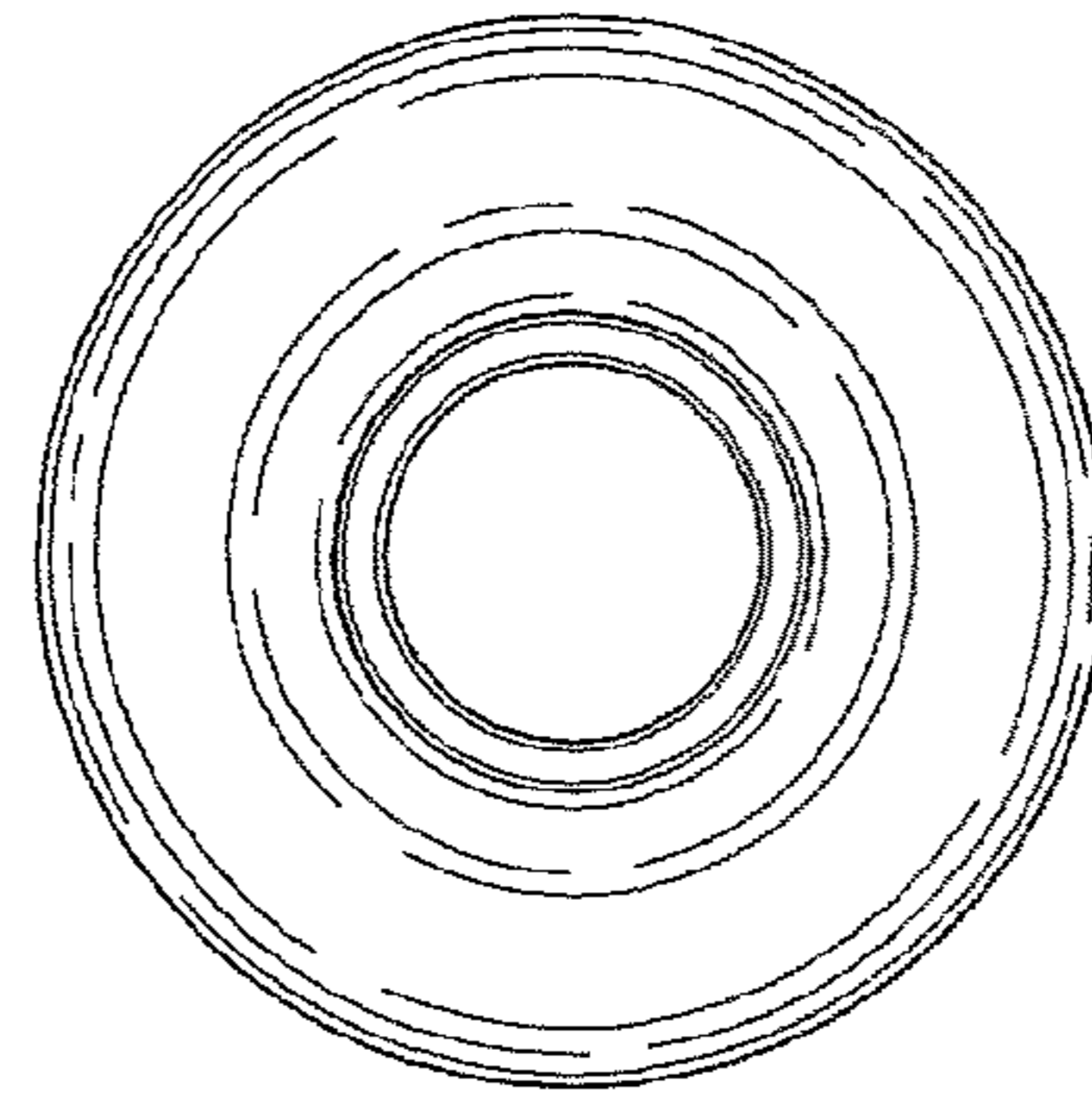


Fig. 3

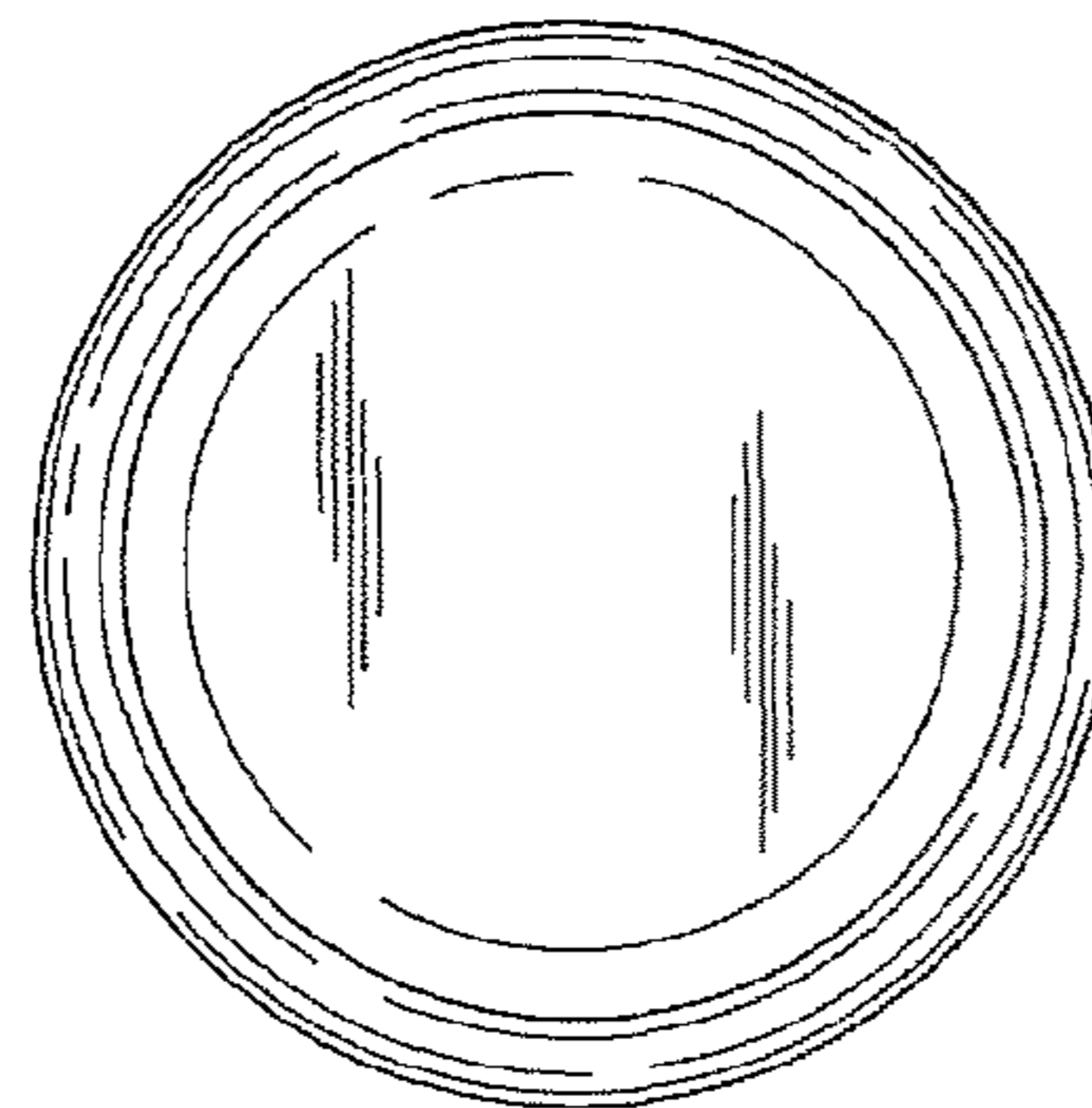


Fig. 4