



US00D646149S

(12) **United States Design Patent**
Roberts, III

(10) **Patent No.:** **US D646,149 S**

(45) **Date of Patent:** **** Oct. 4, 2011**

(54) **ESCUTCHEON**

(75) **Inventor:** **Rockwood Theodore Roberts, III,**
Carmel, IN (US)

(73) **Assignee:** **Schlage Lock Company,** Carmel, IN
(US)

(**) **Term:** **14 Years**

(21) **Appl. No.:** **29/383,079**

(22) **Filed:** **Jan. 12, 2011**

(51) **LOC (9) Cl.** **11-05**

(52) **U.S. Cl.** **D8/352; D8/330**

(58) **Field of Classification Search** D8/350-353,
D8/330, 331, 346, 302, 341, 343, 338; D23/254,
D23/249; 174/66; 292/347, 357, DIG. 37;
70/271, 277, 278.1, 284, 278.4, 285, 450;
340/5.21, 5.54, 5.65, 5.73, 5.81, 5.85
See application file for complete search history.

(56) **References Cited**

U.S. PATENT DOCUMENTS

D207,667 S *	5/1967	Stone	D8/352
D223,745 S *	6/1972	Gerlach	D8/302
D223,746 S *	6/1972	Lambertz	D8/352
D223,989 S *	6/1972	Gerlach	D8/302
D229,460 S *	12/1973	Tegner	D8/352
D231,055 S *	4/1974	Sahloff	D8/352
D234,184 S *	1/1975	Tegner	D8/350
D244,831 S *	6/1977	Grieb	D8/350
D245,223 S *	8/1977	Fine	D8/350
D362,610 S *	9/1995	Ellis et al.	D8/302
D363,204 S *	10/1995	Ellis et al.	D8/301
D391,827 S *	3/1998	Carsello	D8/321
D391,828 S *	3/1998	Carsello	D8/321
D391,829 S *	3/1998	Carsello	D8/321
D391,830 S *	3/1998	Carsello	D8/321
D396,181 S *	7/1998	Chang	D8/350
D406,919 S *	3/1999	Leon	D26/142
D429,369 S *	8/2000	Mitrani	D26/152
D434,177 S *	11/2000	Mitrani	D26/152
D453,293 S *	2/2002	Hsu	D8/352

D465,990 S *	11/2002	Betancourth	D8/352
D467,487 S *	12/2002	Baskauskas et al.	D8/302
D471,423 S *	3/2003	Ellis et al.	D8/301
D471,424 S *	3/2003	Ellis et al.	D8/301
D471,432 S *	3/2003	Ellis et al.	D8/350
D471,786 S *	3/2003	Ellis et al.	D8/350
D473,780 S *	4/2003	Singtoroj et al.	D8/320
D495,229 S *	8/2004	Ellis et al.	D8/301
D495,576 S *	9/2004	Ellis et al.	D8/301
D502,083 S *	2/2005	Denoual	D8/302
D502,084 S *	2/2005	Denoual	D8/302
D502,086 S *	2/2005	Denoual	D8/302
D510,640 S *	10/2005	Girard	D26/142
D511,085 S *	11/2005	Kosasih et al.	D8/352
D517,398 S *	3/2006	Kosasih et al.	D8/352
D524,634 S *	7/2006	Yegyayan et al.	D8/350
D527,976 S *	9/2006	Singtoroj	D8/302
D571,183 S *	6/2008	Roberts, III	D8/302
D579,302 S *	10/2008	Roberts, III	D8/302
D579,760 S *	11/2008	Roberts, III	D8/353
2006/0138788 A1 *	6/2006	Winardi et al.	292/336.3

* cited by examiner

Primary Examiner — Mark Goodwin

(74) *Attorney, Agent, or Firm* — Michael Best & Friedrich LLP

(57) **CLAIM**

The ornamental design for an escutcheon, as shown and described.

DESCRIPTION

FIG. 1 is a perspective view of an escutcheon showing my new design.

FIG. 2 is a front elevational view thereof.

FIG. 3 is a right side elevational view thereof.


FIG. 4 is a left side elevational view thereof.

FIG. 5 is a top plan view thereof; and,

FIG. 6 is a bottom plan view thereof.

The rear view is not part of the claimed design. The broken line showing is for illustrative purposes only and forms no part of the claimed design.

1 Claim, 4 Drawing Sheets






FIG. 1




FIG. 2

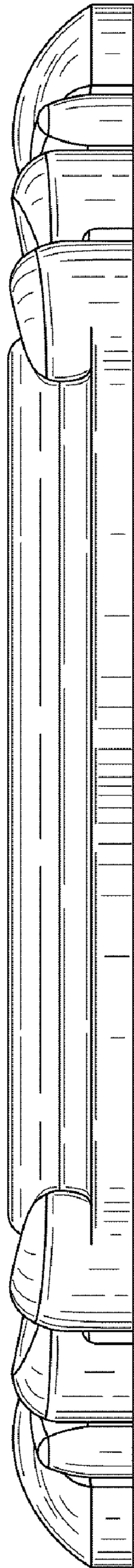


FIG. 3




FIG. 4

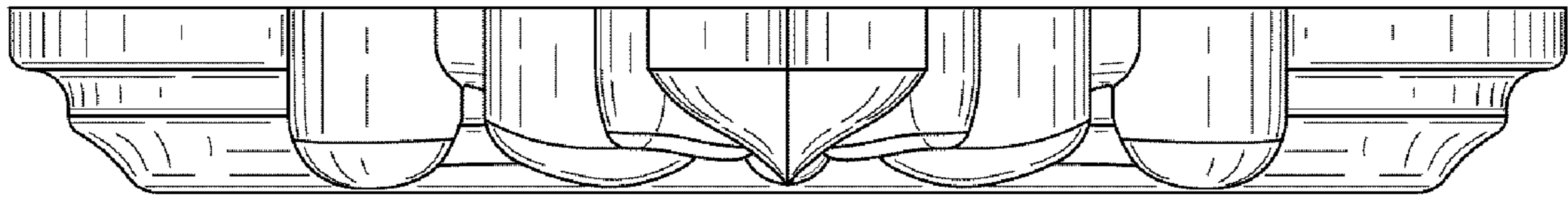


FIG. 5

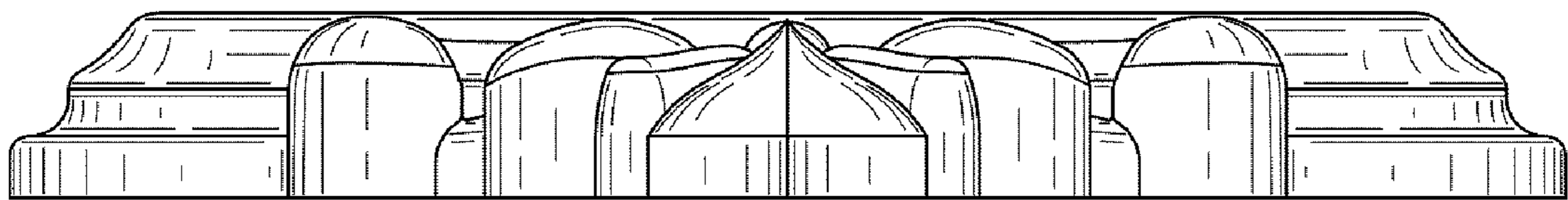


FIG. 6