



US00D646141S

(12) **United States Design Patent**
Jeon et al.

(10) **Patent No.:** **US D646,141 S**
(45) **Date of Patent:** **** Oct. 4, 2011**

(54) **DISHWASHER HANDLE**

(75) Inventors: **Ho Il Jeon**, Gyeonggi-do (KR); **Ye Ji Um**, Seoul (KR); **Jung Hwan Lee**, Seoul (KR); **Hui Jae Kwon**, Seoul (KR)

(73) Assignee: **LG Electronics Inc.**, Seoul (KR)

(**) Term: **14 Years**

(21) Appl. No.: **29/364,024**

(22) Filed: **Jun. 17, 2010**

(30) **Foreign Application Priority Data**

Dec. 18, 2009 (KR) 30-2009-0055993

(51) **LOC (9) Cl.** **08-06**

(52) **U.S. Cl.** **D8/316**

(58) **Field of Classification Search** D8/316,
D8/300, 302, 303, 305-313, 315, 318-320;
D6/524, 533, 549, 550; D7/393, 394, 402,
D7/406; D15/89; D23/250, 303, 304; D32/1,
D32/2, 3; 16/110.1, 111 R, 412, 414-420,
16/436, 443, 444, 445, 446; 211/16, 18;
220/752, 753

See application file for complete search history.

(56) **References Cited**

U.S. PATENT DOCUMENTS

D370,617 S * 6/1996 Decursu et al. D8/316
5,819,722 A * 10/1998 Katz 126/200

D424,873 S * 5/2000 Holbrook D7/402
6,546,597 B2 * 4/2003 Atalla et al. 16/436
D511,936 S * 11/2005 Becker et al. D7/406
D511,955 S * 11/2005 Baldwin et al. D8/301
D559,478 S * 1/2008 Jung et al. D32/2
D565,892 S * 4/2008 McConnell et al. D7/402
D571,062 S * 6/2008 Suh et al. D32/2
D579,310 S * 10/2008 Suh et al. D8/315

* cited by examiner

Primary Examiner — Stella Reid

Assistant Examiner — Derrick Holland

(74) *Attorney, Agent, or Firm* — Birch, Stewart, Kolasch & Birch, LLP

(57) **CLAIM**

The ornamental design for a dishwasher handle, as shown and described.

DESCRIPTION

FIG. 1 is a top, front, perspective view of a dishwasher handle showing our new design;
FIG. 2 is a front view thereof;
FIG. 3 is a rear view thereof;
FIG. 4 is a left side view thereof;
FIG. 5 is a right side view thereof;
FIG. 6 is a top view thereof;
FIG. 7 is a bottom view thereof; and,
FIG. 8 is another perspective view thereof, shown in use condition.

The broken lines shown represent unclaimed subject matter and form no part of the claimed design.

1 Claim, 3 Drawing Sheets

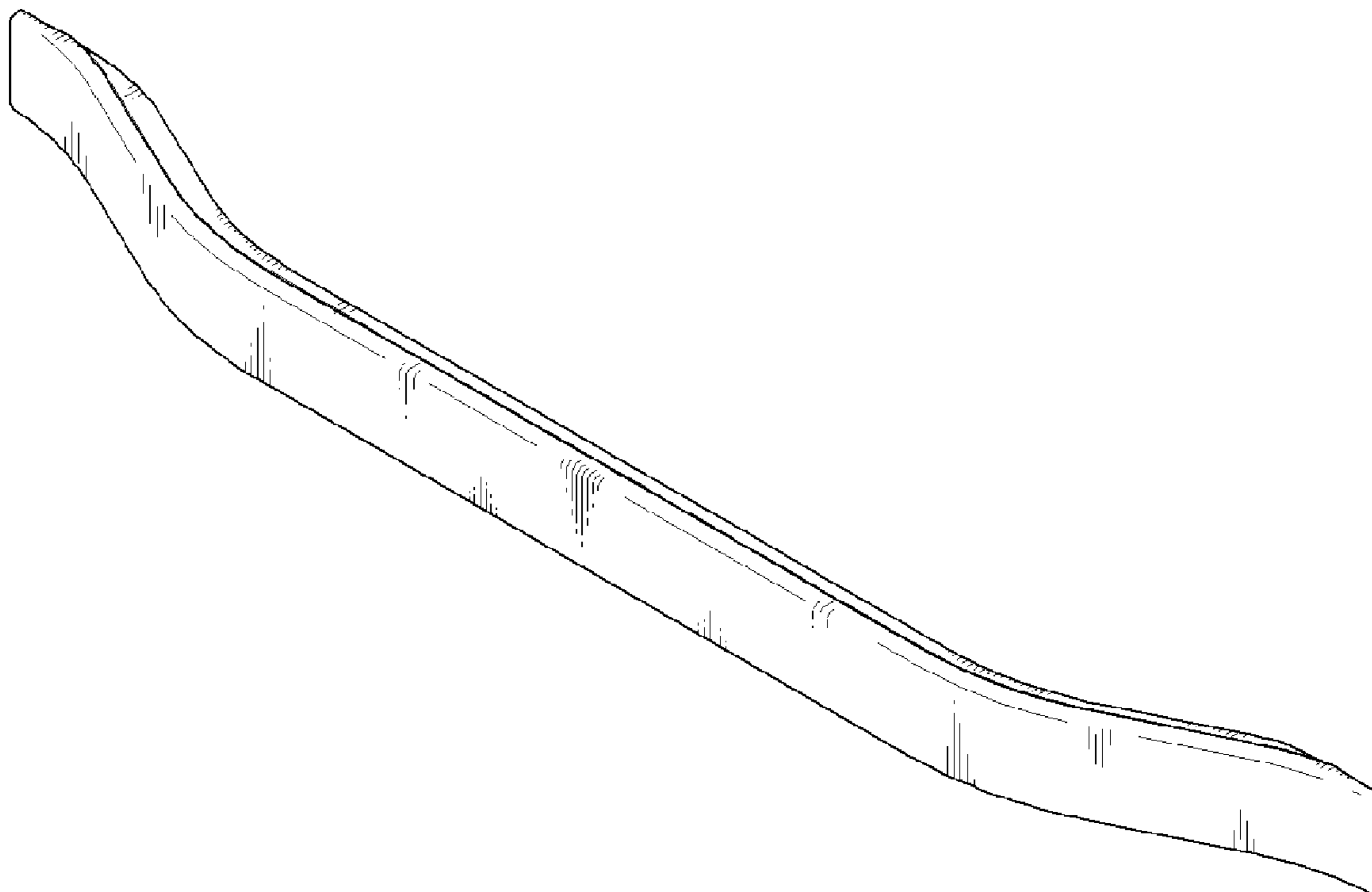


FIG. 1

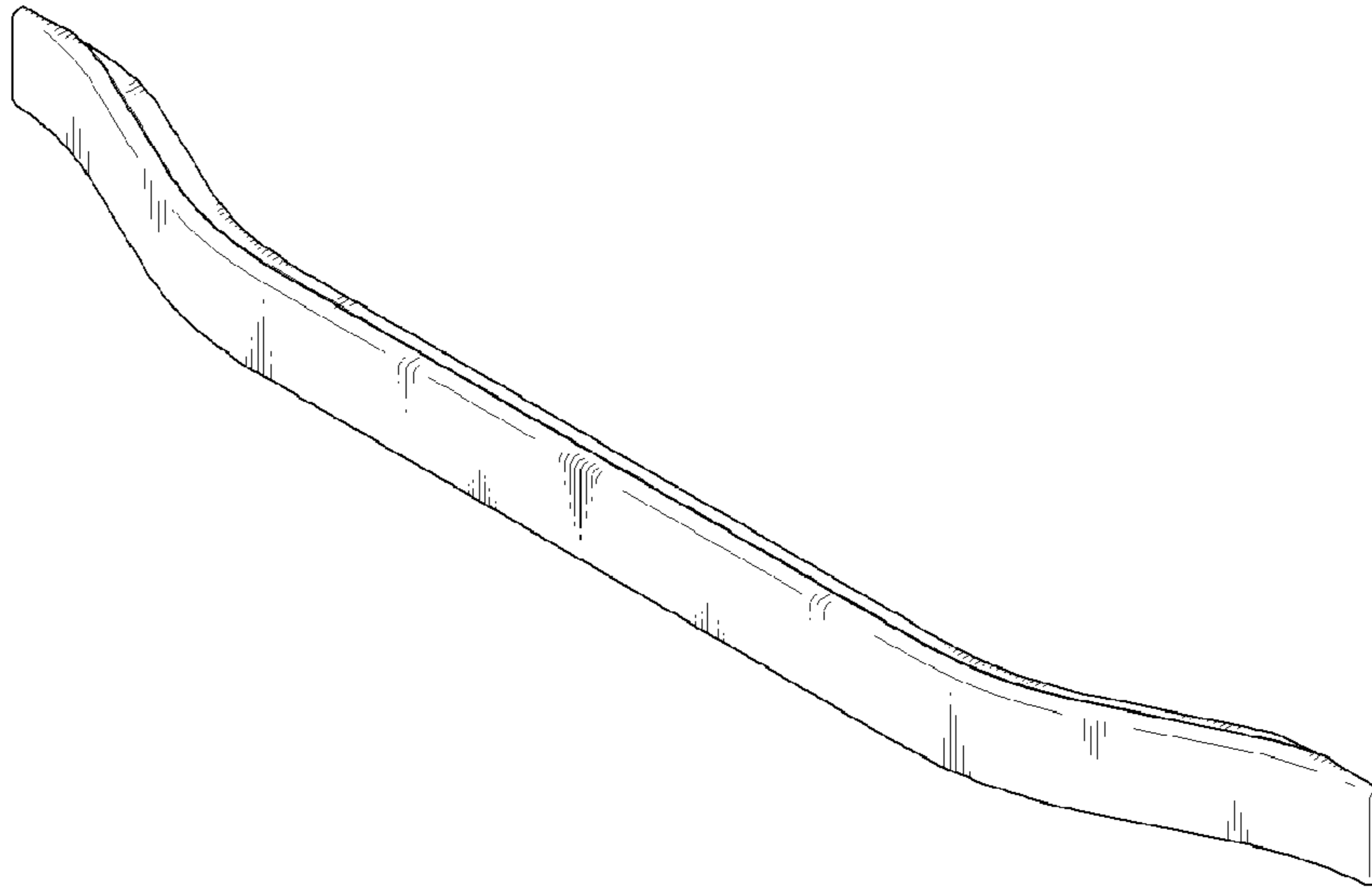


FIG. 2

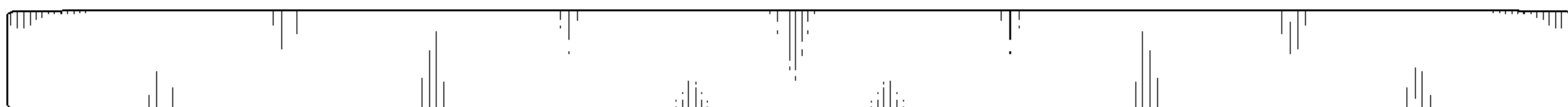


FIG. 3

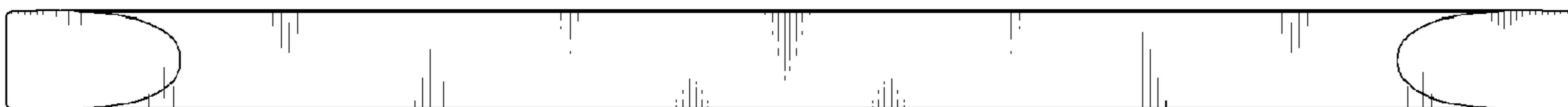


FIG. 4

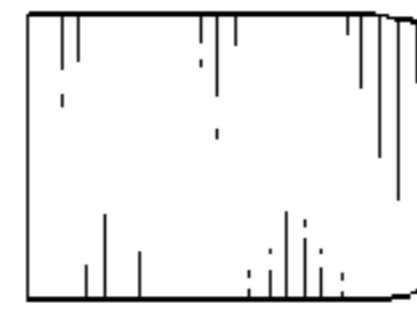


FIG. 5

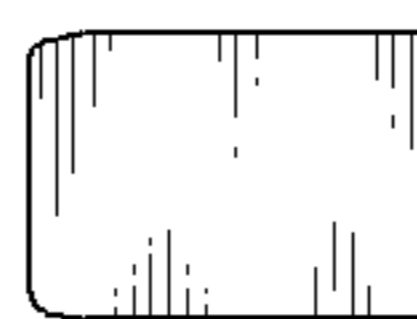


FIG. 6



FIG. 7

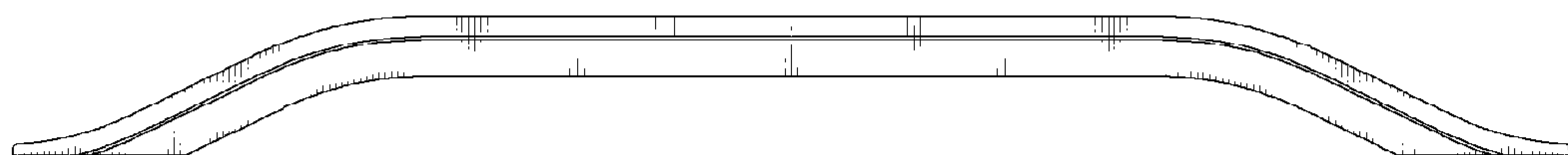


FIG. 8

