



US00D646140S

(12) **United States Design Patent**
Zemel

(10) **Patent No.:** **US D646,140 S**

(45) **Date of Patent:** **** Oct. 4, 2011**

(54) **CUTLERY SHARPENER**

(75) Inventor: **Marc Zemel**, Melville, NY (US)

(73) Assignee: **Mr. BAR-B-Q-, Inc.**, Old Bethpage, NY (US)

(**) Term: **14 Years**

(21) Appl. No.: **29/368,057**

(22) Filed: **Aug. 17, 2010**

(51) **LOC (9) Cl.** **08-05**

(52) **U.S. Cl.** **D8/93**

(58) **Field of Classification Search** D8/63,
D8/90-94; 76/82, 84, 86-89; 451/552, 555-558
See application file for complete search history.

(56) **References Cited**

U.S. PATENT DOCUMENTS

950,530	A *	3/1910	Dow	76/86
4,418,588	A *	12/1983	Byers	76/88
4,599,919	A	7/1986	Fortenberry	
5,291,805	A	3/1994	Byers	
D365,740	S	1/1996	Smith	
5,488,885	A *	2/1996	Byers et al.	76/86
D367,598	S	3/1996	Fortenberry	
D369,081	S	4/1996	Byers	
5,673,599	A *	10/1997	Byers et al.	76/86
5,679,068	A *	10/1997	Byers et al.	451/557
D387,262	S	12/1997	Byers	
D394,596	S	5/1998	Byers	
D410,185	S *	5/1999	Huber	D8/93
D453,290	S	2/2002	Huang	
D475,599	S	6/2003	Liu	
D484,019	S *	12/2003	Waltzer	D8/94
D487,691	S	3/2004	Huang	
D551,531	S	9/2007	Zemel	
D569,703	S *	5/2008	Wu	D8/93

D570,179	S *	6/2008	Byers	D8/93
D622,573	S *	8/2010	Friesen et al.	D8/93
2011/0009040	A1 *	1/2011	Wu	451/552

OTHER PUBLICATIONS

http://cgi.ebay.com/2-in1-Professional-Quality-Knife-Scissors-V-Sharpener_W0QQitemZ250606804685... Downloaded Mar. 22, 2011.*

* cited by examiner

Primary Examiner — Phillip S Hyder

Assistant Examiner — Roselynn Cody

(74) *Attorney, Agent, or Firm* — Carter, DeLuca, Farrell & Schmidt, LLP

(57) **CLAIM**

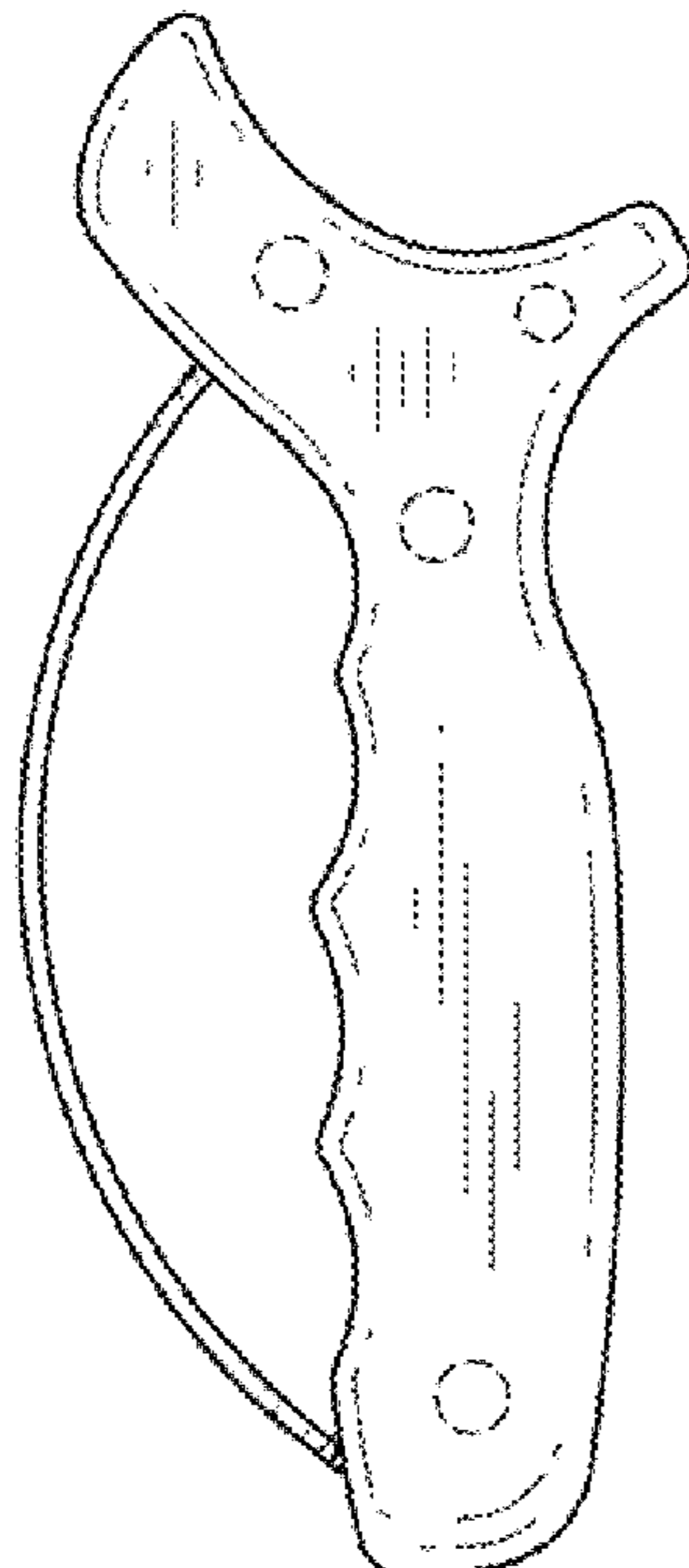
The ornamental design for a cutlery sharpener, as shown and described.

DESCRIPTION

FIG. 1 is a front elevational view of a cutlery sharpener showing my new design;
FIG. 2 is a rear elevational view thereof;
FIG. 3 is a right side elevational view thereof;
FIG. 4 is a bottom view thereof;
FIG. 5 is a top view thereof;
FIG. 6 is a left side elevational view thereof; and,
FIG. 7 is an auxiliary left side elevational view thereof, wherein the finger guard is removed to disclose the grip surface.

The broken line portions form no part of the claimed design.

1 Claim, 1 Drawing Sheet



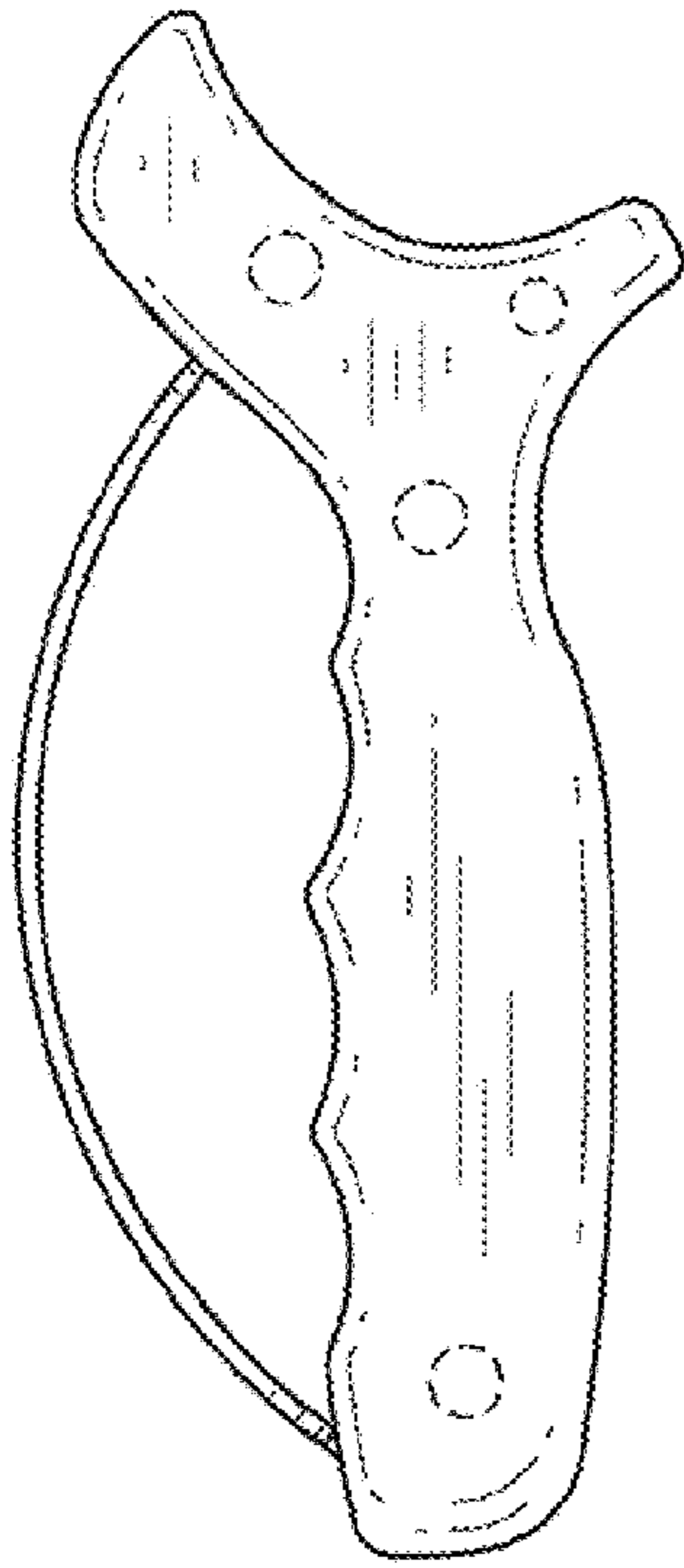


Fig. 1

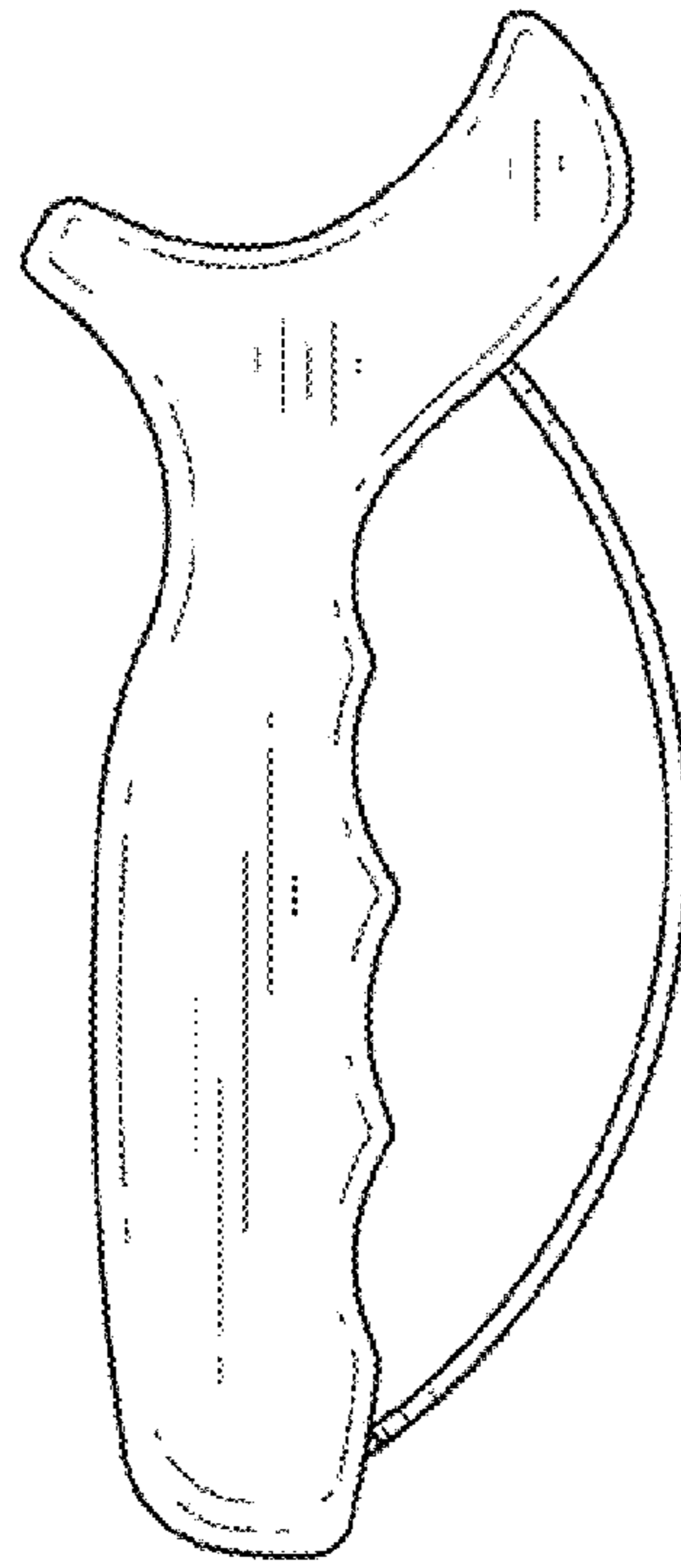


Fig. 2




Fig. 3

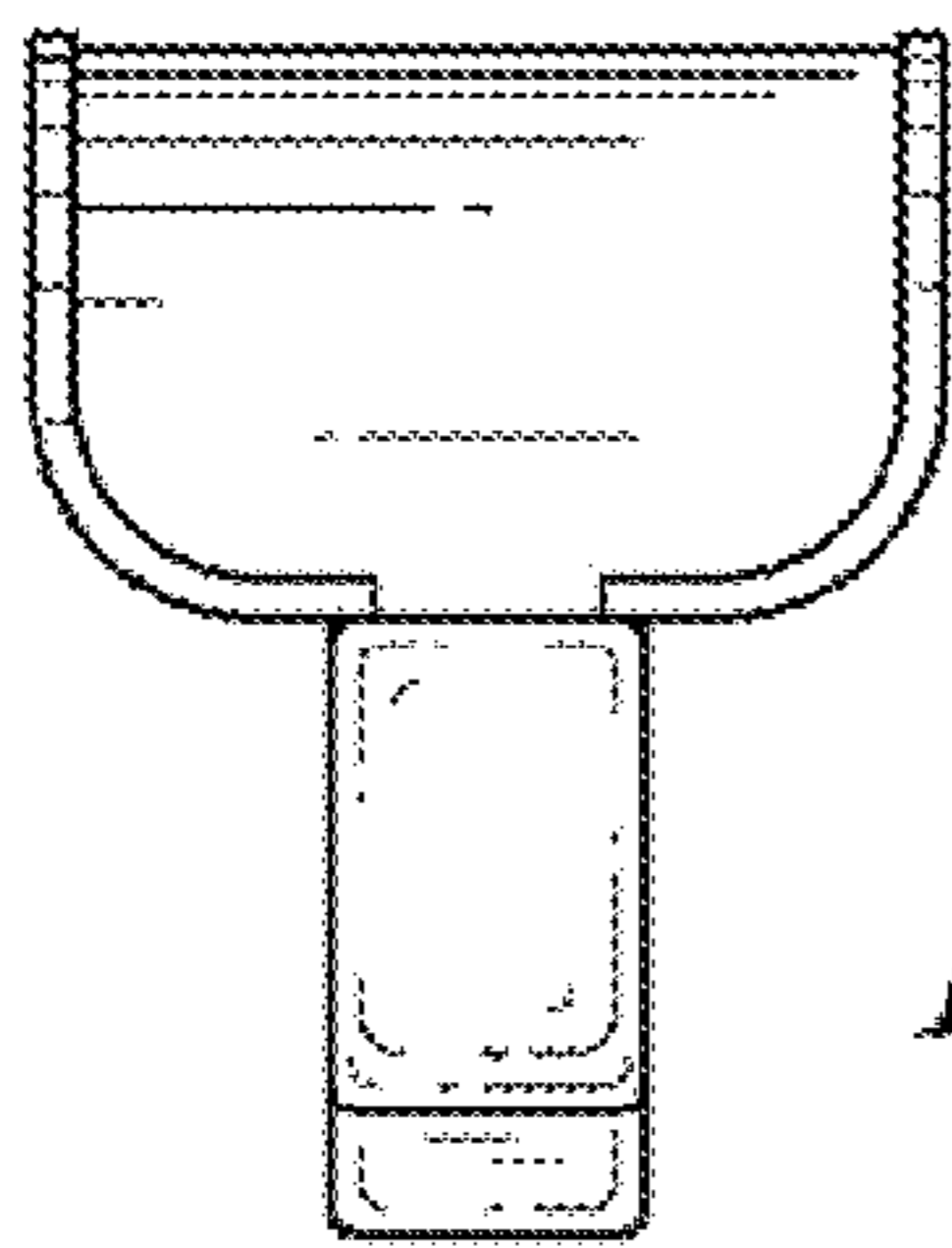


Fig. 4

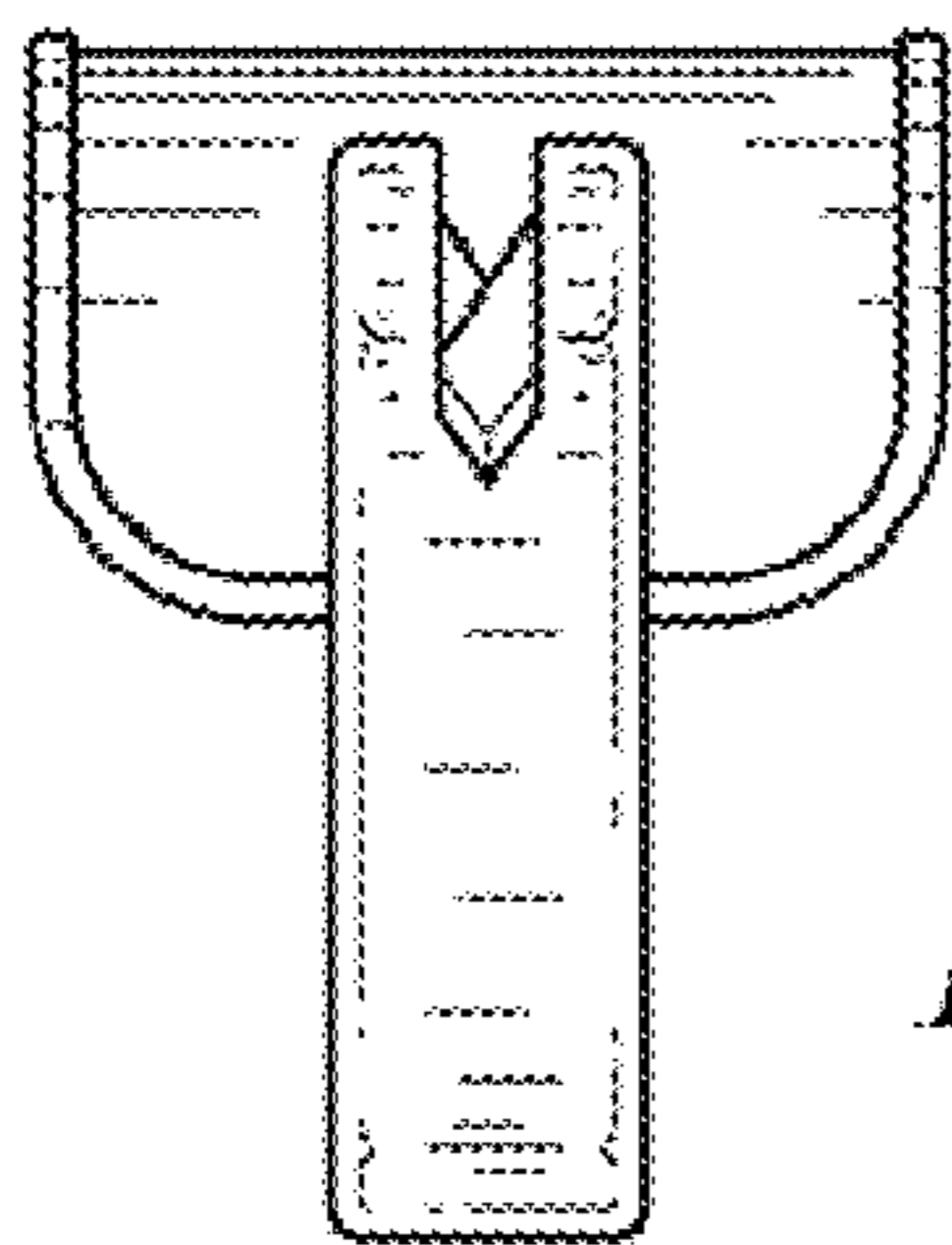


Fig. 5




Fig. 6



Fig. 7