



US00D646138S

(12) **United States Design Patent**  
**Hsu**

(10) **Patent No.:** **US D646,138 S**  
(45) **Date of Patent:** **\*\* Oct. 4, 2011**

(54) **TOOL BIT**

(76) Inventor: **Shao-Hsien Hsu**, Taichung County  
(TW)

(\*\*) Term: **14 Years**

(21) Appl. No.: **29/369,289**

(22) Filed: **Sep. 6, 2010**

(51) **LOC (9) Cl.** ..... **08-04**

(52) **U.S. Cl.** ..... **D8/86**

(58) **Field of Classification Search** ..... D8/82-87;  
81/436, 438-441, 460-461, 489-490  
See application file for complete search history.

(56) **References Cited**

**U.S. PATENT DOCUMENTS**

2,515,839	A *	7/1950	Robertson	.....	81/438
4,692,073	A *	9/1987	Martindell	.....	408/239 A
D350,685	S *	9/1994	Perkins et al.	.....	D8/86
5,619,882	A *	4/1997	Godtner	.....	72/356
5,704,261	A *	1/1998	Strauch et al.	.....	81/467
5,868,047	A *	2/1999	Faust et al.	.....	81/438
6,109,147	A *	8/2000	Legg	.....	81/440
6,332,384	B1 *	12/2001	Cluthe	.....	81/490
6,425,307	B1 *	7/2002	Chen	.....	81/439
6,490,950	B2 *	12/2002	Ray et al.	.....	76/119

6,520,055	B1 *	2/2003	Reusch et al.	.....	81/460
7,107,882	B1 *	9/2006	Chang	.....	81/451
D623,036	S *	9/2010	DeBaker	.....	D8/86
D631,723	S *	2/2011	DeBaker	.....	D8/86
2004/0007095	A1 *	1/2004	Meng	.....	81/53.2

\* cited by examiner

*Primary Examiner* — Philip S Hyder

*Assistant Examiner* — Roselynn Cody

(57) **CLAIM**

The ornamental design for a tool bit, as shown and described.

**DESCRIPTION**

FIG. 1 is a perspective view of a tool bit showing my new design;

FIG. 2 is a front elevational view of FIG. 1;

FIG. 3 is a rear elevational view of FIG. 1;

FIG. 4 is a left side view of FIG. 1;

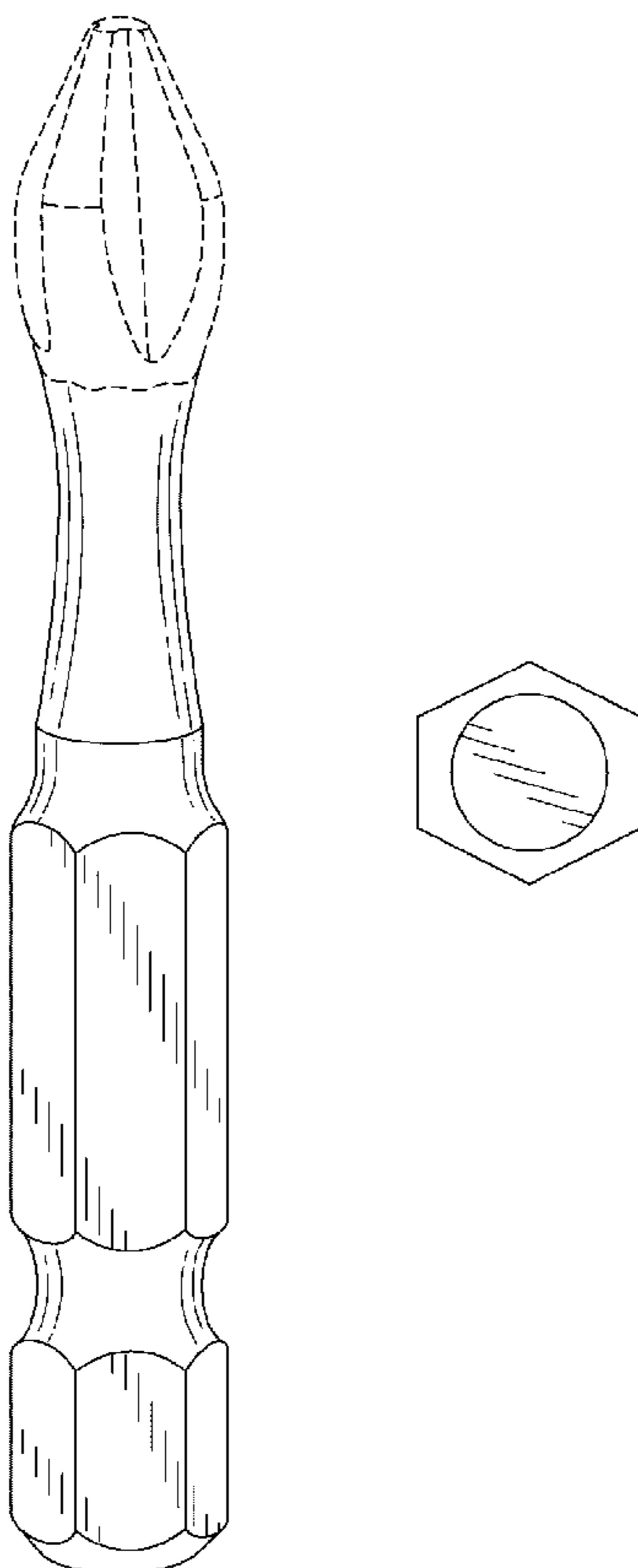
FIG. 5 is a right side view of FIG. 1;

FIG. 6 is a top plan view of FIG. 1; and,

FIG. 7 is a bottom plan view of FIG. 1.

The ornamental design which is claimed is shown in solid lines in the drawings. The broken lines in the drawings are for illustrative purposes only and form no part of the claimed design.

**1 Claim, 6 Drawing Sheets**



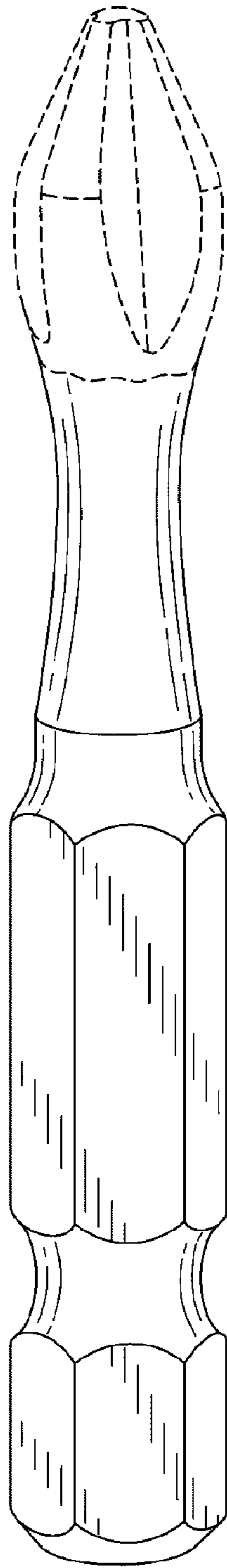


FIG. 1

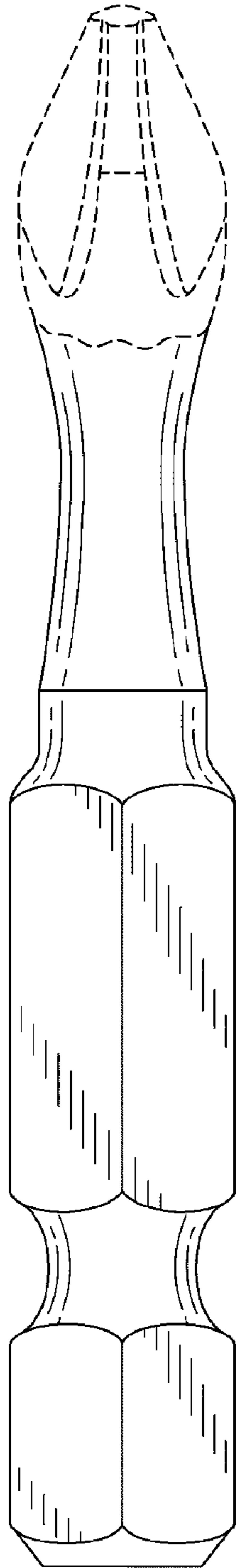


FIG. 2

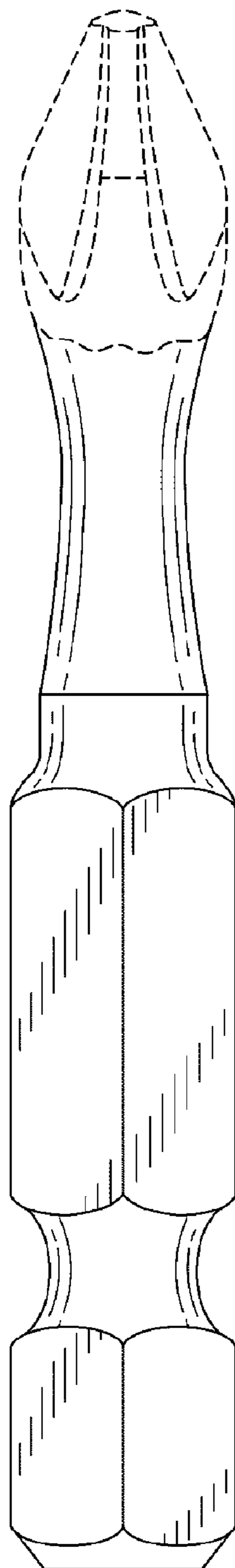


FIG. 3

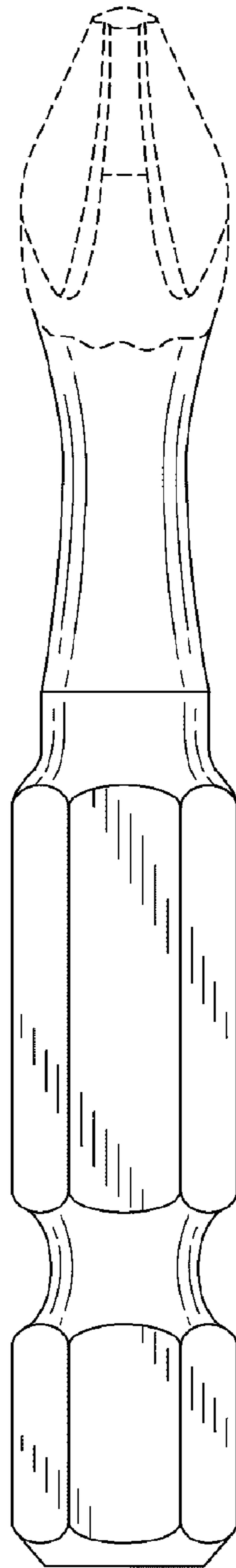


FIG. 4

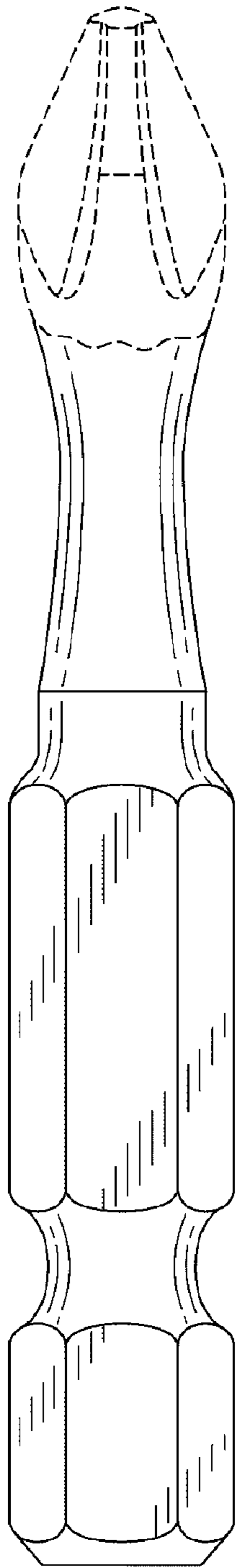


FIG. 5

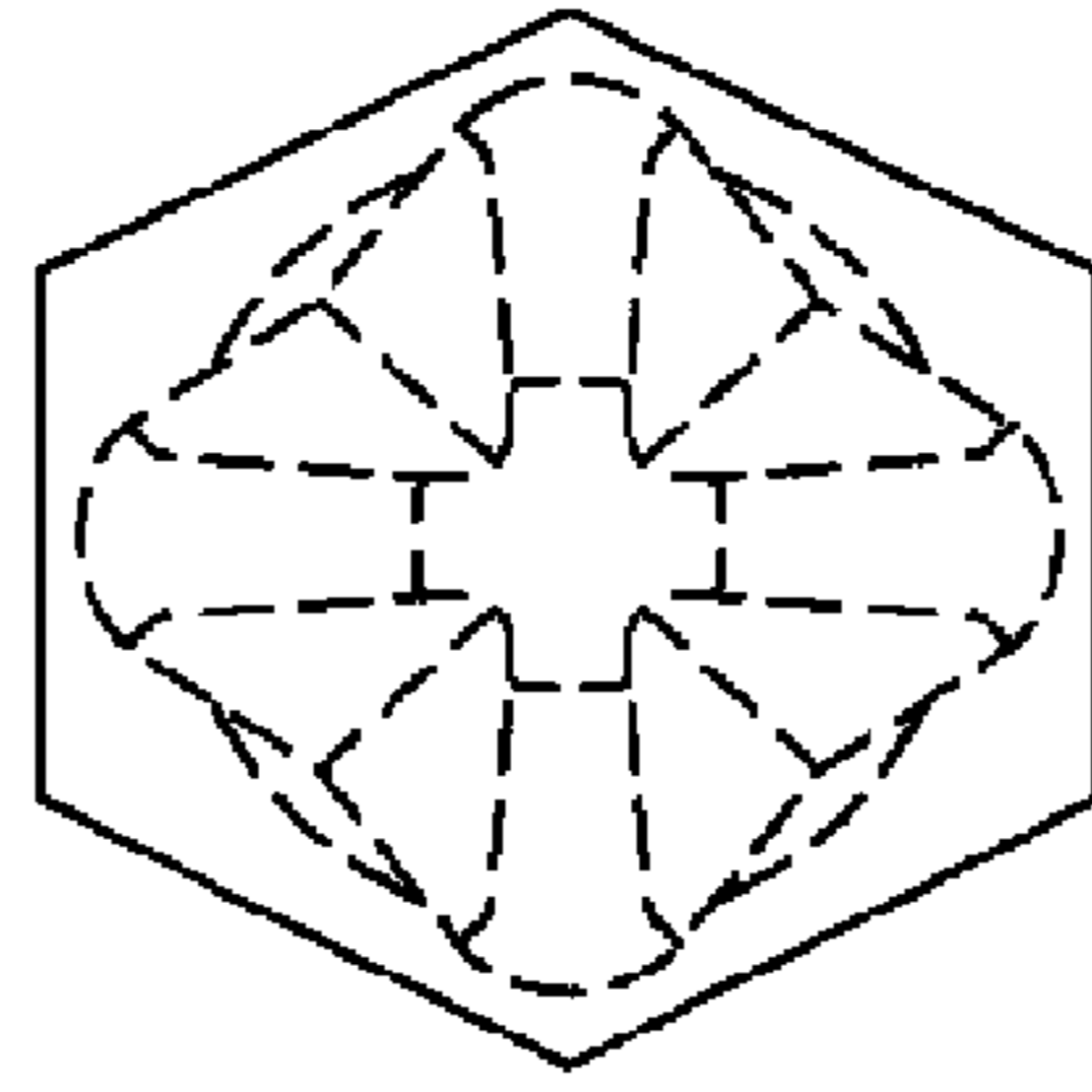


FIG. 6

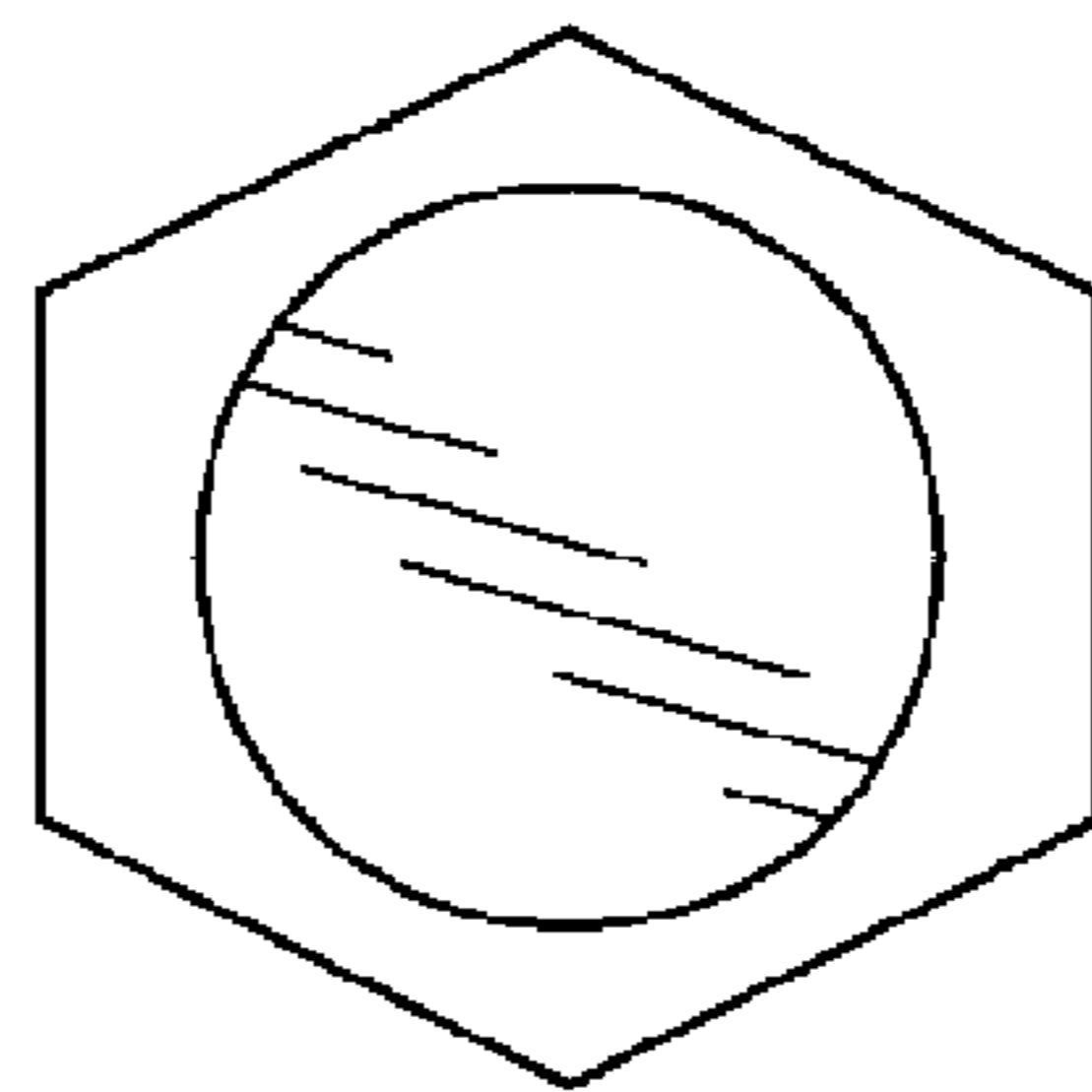


FIG. 7