

US00D646130S

(12) **United States Design Patent**  
**Mayer**

(10) **Patent No.:** **US D646,130 S**

(45) **Date of Patent:** **\*\* Oct. 4, 2011**

(54) **FLOWER STEM CUTTER**

(76) Inventor: **Frank Mayer**, Bad Duerkheim (DE)

(\*\*) Term: **14 Years**

(21) Appl. No.: **29/386,761**

(22) Filed: **Mar. 4, 2011**

(51) **LOC (9) Cl.** ..... **08-01**

(52) **U.S. Cl.** ..... **D8/1**

(58) **Field of Classification Search** ..... D8/5, 4,  
D8/98, 51-56; 30/131, 135, 262, 260, 261,  
30/351-352, 294-295, 335-336, 123; 47/1.01 R  
See application file for complete search history.

(56) **References Cited**

**U.S. PATENT DOCUMENTS**

2,681,504 A \* 6/1954 Fox ..... 30/123  
2,806,325 A \* 9/1957 Fox ..... 47/1.01 R  
D590,687 S \* 4/2009 Ireland ..... D8/98

D602,324 S \* 10/2009 Hancock et al. .... D8/98  
D603,665 S \* 11/2009 Trewartha et al. .... D8/5  
D637,883 S \* 5/2011 Yu Chen ..... D8/98

\* cited by examiner

*Primary Examiner* — Holly Baynham

*Assistant Examiner* — Sheryl Lane

(74) *Attorney, Agent, or Firm* — Jordan and Hamburg LLP

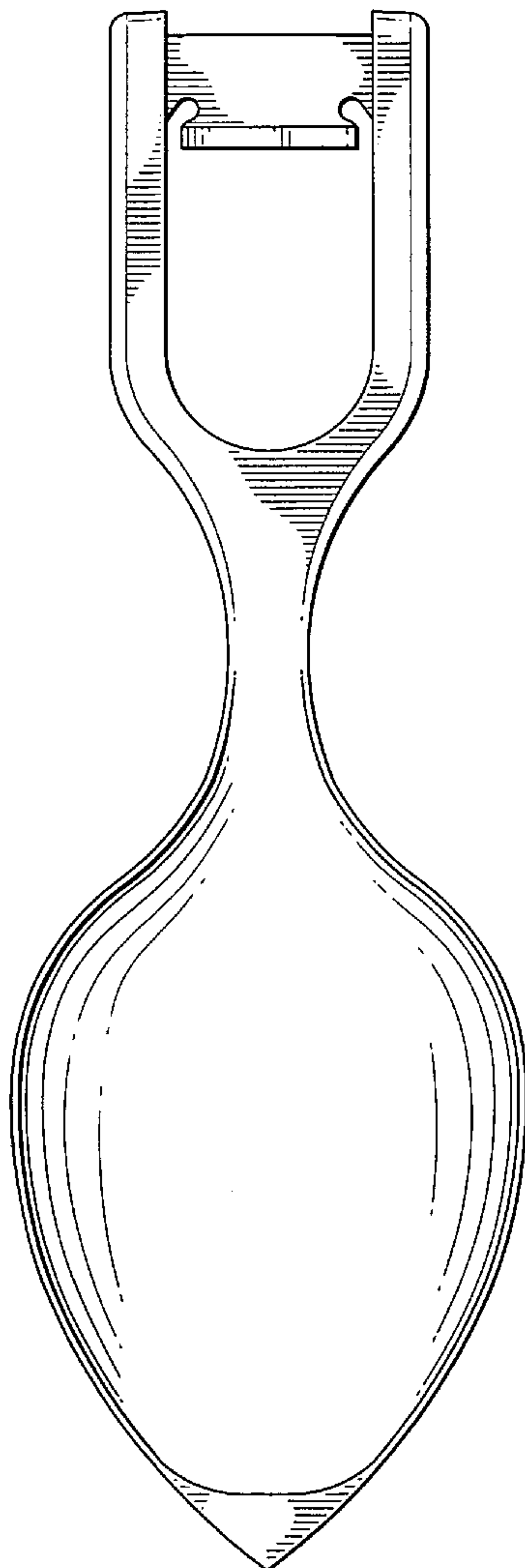
(57) **CLAIM**

The ornamental design for a flower stem cutter, as shown.

**DESCRIPTION**

FIG. 1 is a front elevational view showing my new design;  
FIG. 2 is a rear elevational view thereof;  
FIG. 3 is a left side elevational view thereof;  
FIG. 4 is a right side elevational view thereof;  
FIG. 5 is a top plan view thereof; and,  
FIG. 6 is a bottom plan view thereof.

**1 Claim, 4 Drawing Sheets**



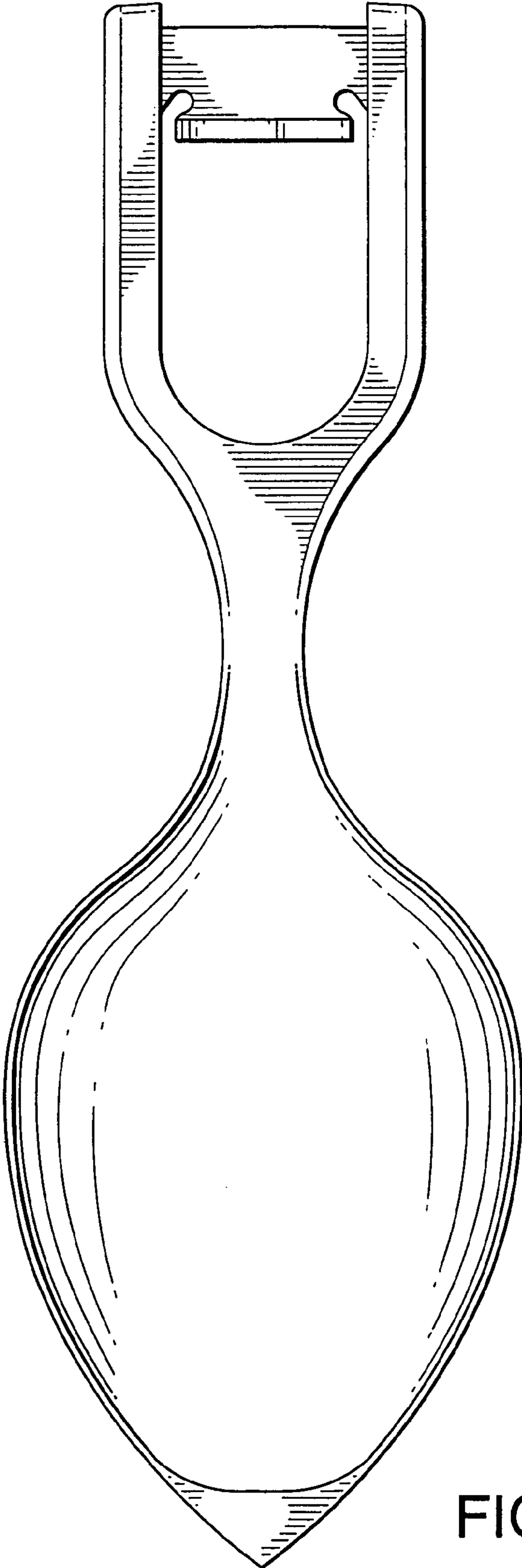


FIG. 1

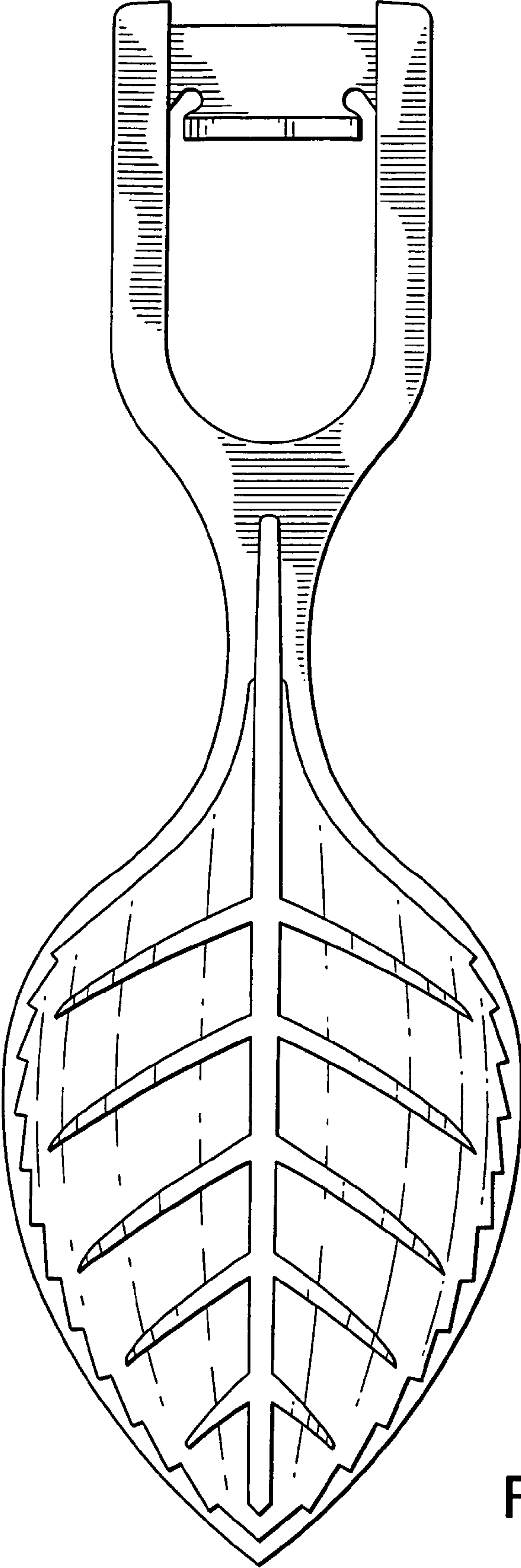


FIG. 2

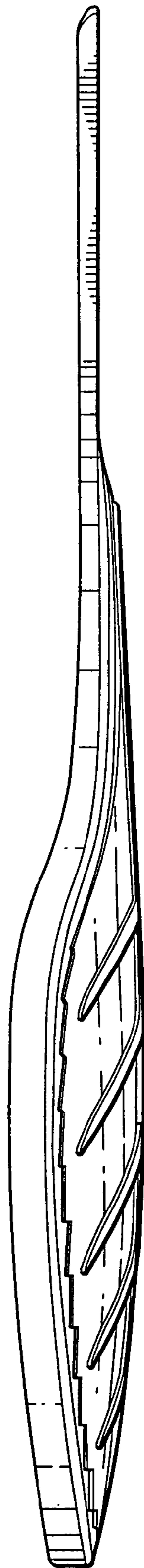


FIG. 3

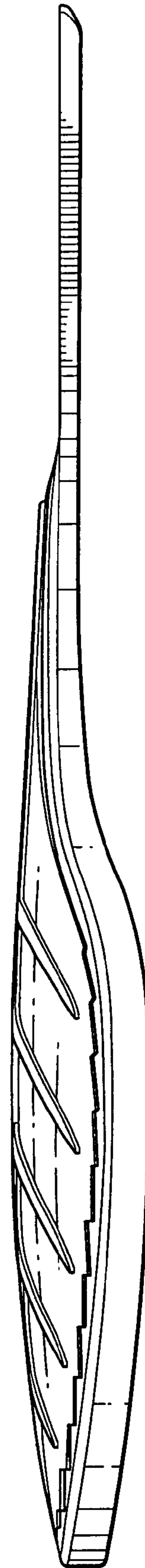


FIG. 4

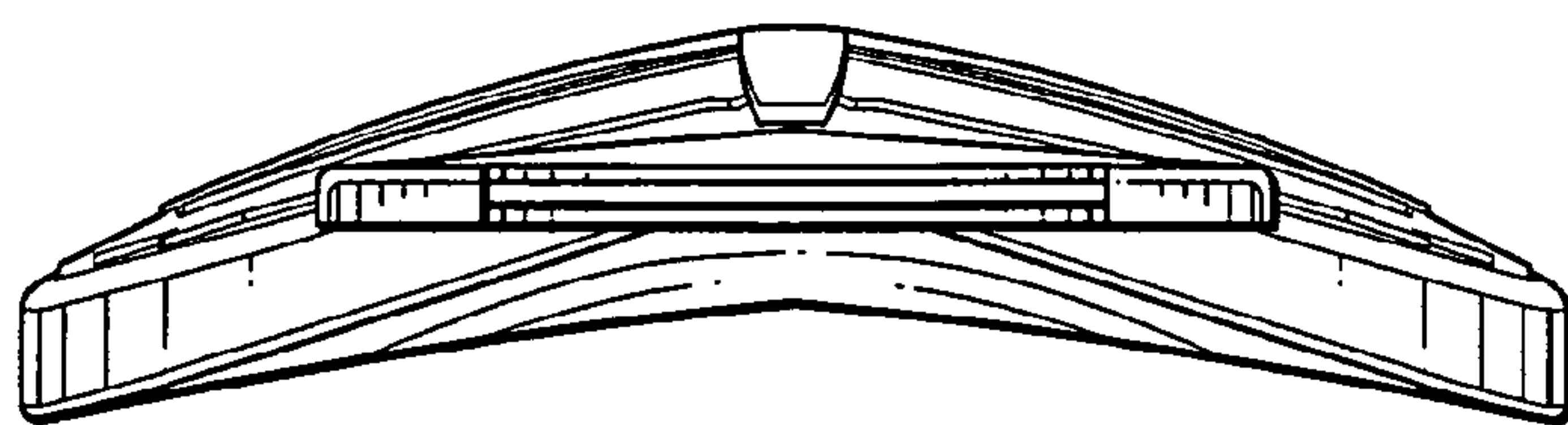


FIG. 5

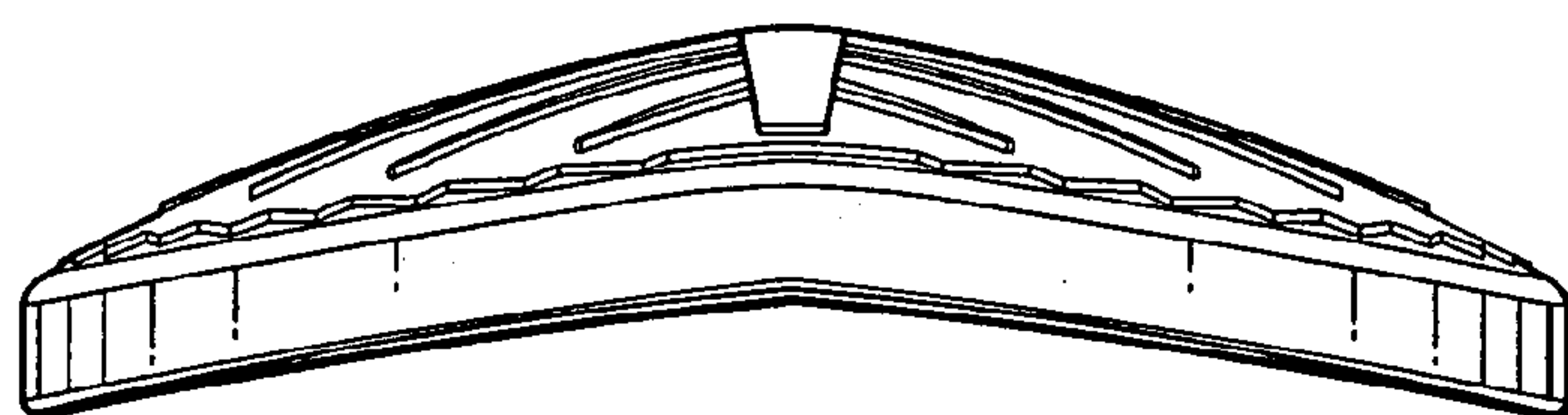


FIG. 6