



US00D646124S

(12) **United States Design Patent**
Hering

(10) **Patent No.:** **US D646,124 S**

(45) **Date of Patent:** **** Oct. 4, 2011**

(54) **TABLEWARE**

(75) **Inventor:** **Stefanie Hering**, Berlin (DE)

(73) **Assignee:** **Villeroy & Boch AG**, Mettlach (DE)

(**) **Term:** **14 Years**

(21) **Appl. No.:** **29/367,340**

(22) **Filed:** **Aug. 6, 2010**

(51) **LOC (9) Cl.** **07-01**

(52) **U.S. Cl.** **D7/587; D7/554.2**

(58) **Field of Classification Search** D9/431,
D9/432; 220/23.83, 657, 654, 771, 904,
220/574.4, 577, 561; 206/307, 308.1, 308.3,
206/504, 564; D7/587, 584, 550.1, 553.2,
D7/554.2, 554.1, 554.3, 554.4, 560, 500;
D30/127

See application file for complete search history.

(56) **References Cited**

U.S. PATENT DOCUMENTS

184,814	A	*	11/1876	Adam	220/574
D81,437	S	*	6/1930	Farber	D7/560
D92,458	S	*	6/1934	Forman	D7/560
D92,850	S	*	7/1934	La Lumiere	D7/555
2,032,835	A	*	3/1936	Collins	220/574.3
D115,205	S	*	6/1939	Heisey	D7/554.3
D176,823	S	*	1/1956	Sacia et al.	D7/586
3,545,645	A	*	12/1970	Smith	220/658

3,580,484	A	*	5/1971	Schneider	220/574
D222,682	S	*	11/1971	Douglas	D7/554.2
D284,160	S	*	6/1986	Durand	D7/360
D293,995	S	*	2/1988	Shin	D7/585
D305,591	S	*	1/1990	Natori	D7/554.2
D431,421	S	*	10/2000	Liu	D7/545
D494,816	S	*	8/2004	Wiedmeyer et al.	D7/543
D524,604	S	*	7/2006	Vendl et al.	D7/545
D565,905	S	*	4/2008	Valderrama et al.	D7/550.1
D574,188	S	*	8/2008	Beny	D7/505
D608,595	S	*	1/2010	Haas	D7/587
D610,410	S	*	2/2010	Haas	D7/587
D618,512	S	*	6/2010	Kimmel	D7/554.2
2002/0179612	A1	*	12/2002	Toussant	220/574

* cited by examiner

Primary Examiner — Cynthia Underwood

(74) *Attorney, Agent, or Firm* — Blank Rome LLP

(57) **CLAIM**

The ornamental design for tableware, as shown and described.

DESCRIPTION


FIG. 1 is a top plan view of the tableware of the present invention;

FIG. 2 is a bottom plan view of the tableware of the present invention;

FIG. 3 is a side elevational view of the tableware of the present invention; and,

FIG. 4 is an end elevational view of the tableware of the present invention.

1 Claim, 4 Drawing Sheets






FIGURE 1




FIGURE 2




FIGURE 3



FIGURE 4