



US00D646094S

(12) **United States Design Patent**  
**Egger**

(10) **Patent No.:** **US D646,094 S**

(45) **Date of Patent:** **\*\* Oct. 4, 2011**

(54) **BACK REST FOR A CHAIR**

D560,936 S \* 2/2008 Egger ..... D6/500  
D583,597 S \* 12/2008 Egger ..... D6/502

(76) Inventor: **Julien Egger**, Santa Monica, CA (US)

\* cited by examiner

(\*\*) Term: **14 Years**

*Primary Examiner* — Mimoso De

(74) *Attorney, Agent, or Firm* — Morland C. Fischer

(21) Appl. No.: **29/372,014**

(57) **CLAIM**

The ornamental design for a back rest for a chair, as shown and described.

(22) Filed: **Oct. 5, 2010**

(51) **LOC (9) Cl.** ..... **06-01**

(52) **U.S. Cl.** ..... **D6/502**

**DESCRIPTION**

(58) **Field of Classification Search** ..... D6/334–336,  
D6/356, 364, 365, 366, 367, 368, 379, 380,  
D6/500–502; 297/396, 452.21, 452.26, 452.29,  
297/452.32, 452.33, 452.37, 452.48  
See application file for complete search history.

FIG. 1 is a perspective view showing the left side and front of a back rest for a chair which forms my new design, the alternating long and short broken lines showing a seat in this and other figures being for illustrative purposes only and forming no part of my design;

FIG. 2 is a front elevational view thereof; and,

FIG. 3 is a left side elevational view thereof, this view and the opposite right side elevational view being mirror images.

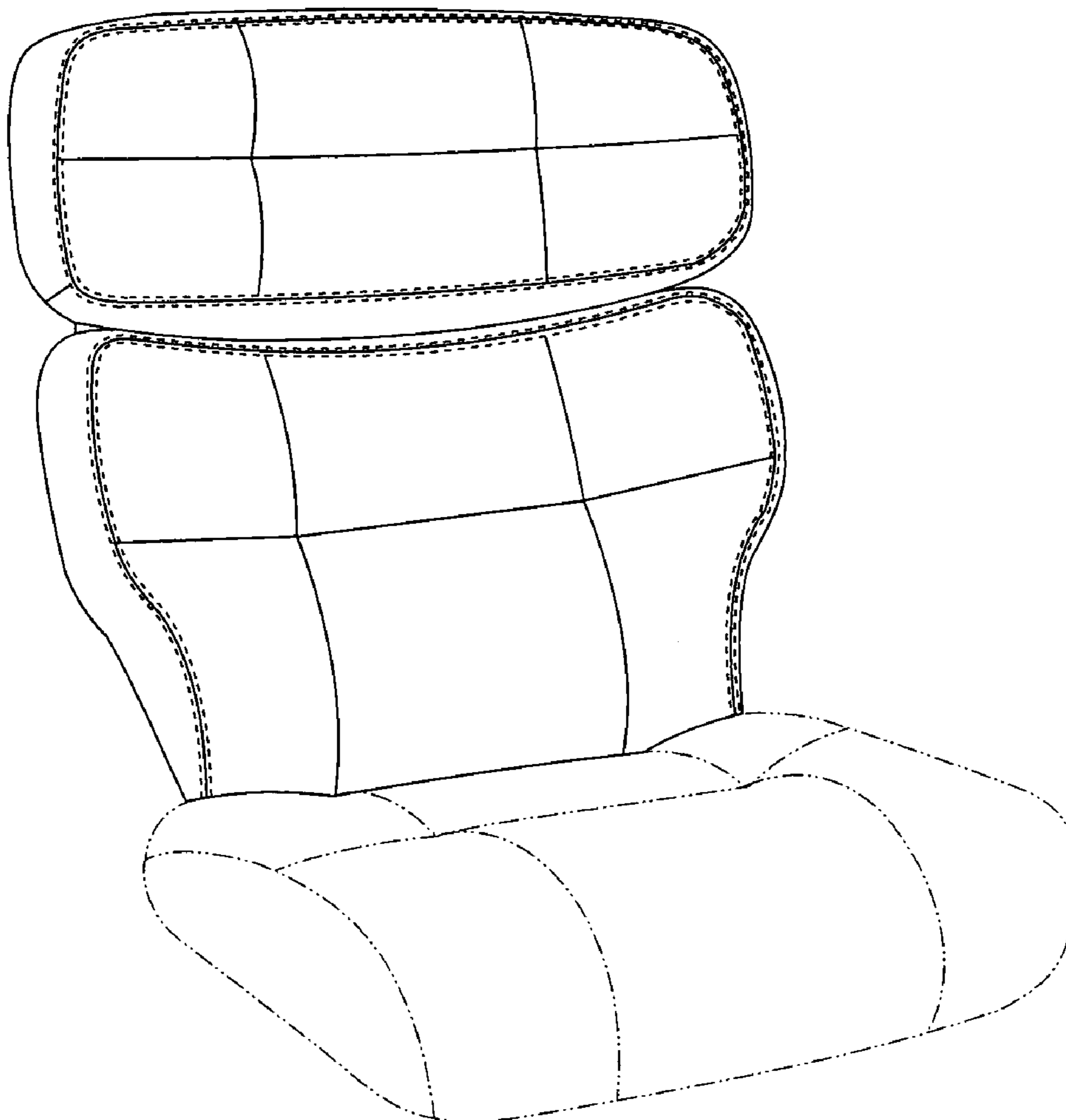
The short broken lines on the back rest in FIGS. 1-3 are understood to represent stitching.

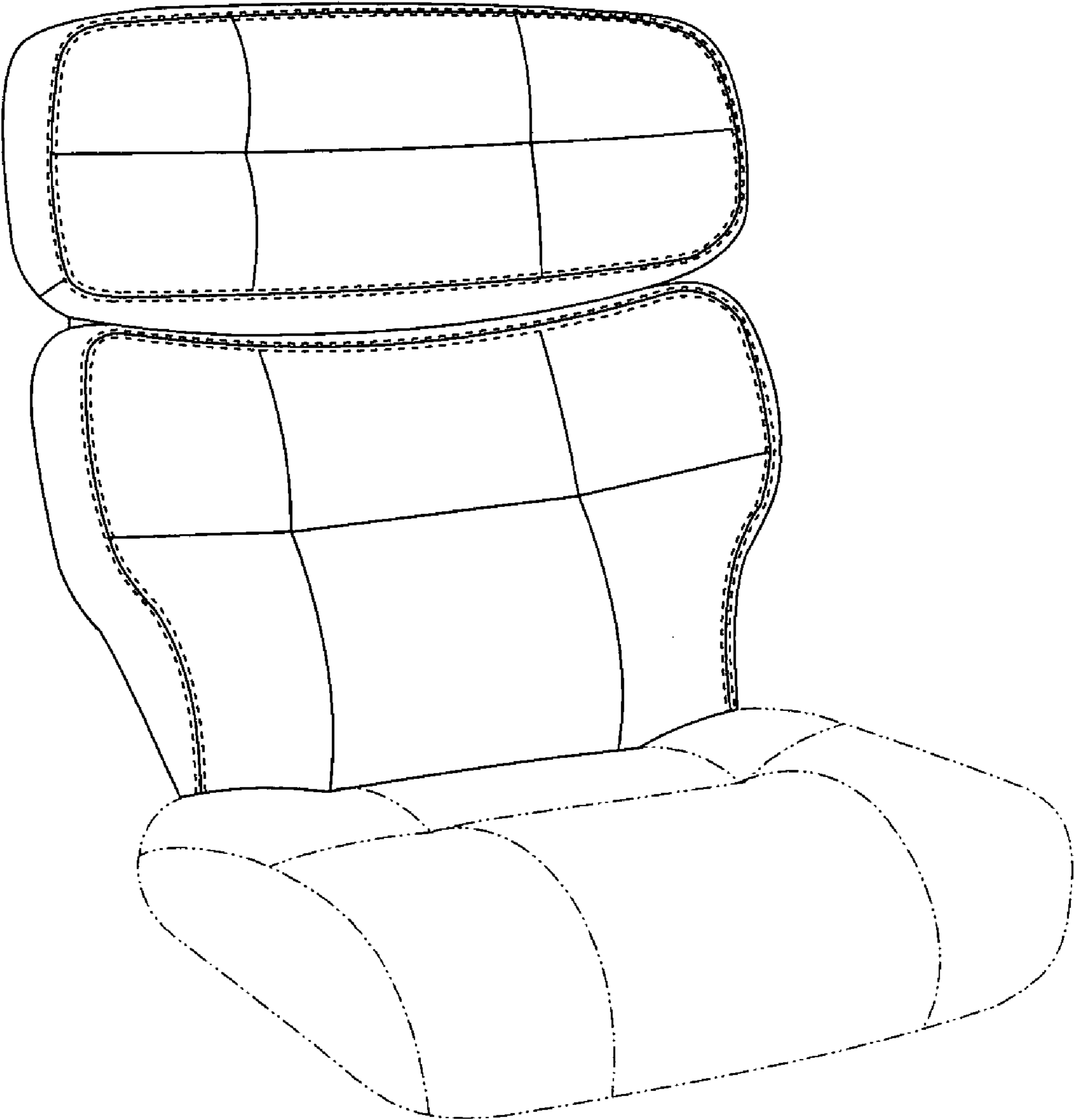
(56) **References Cited**

U.S. PATENT DOCUMENTS

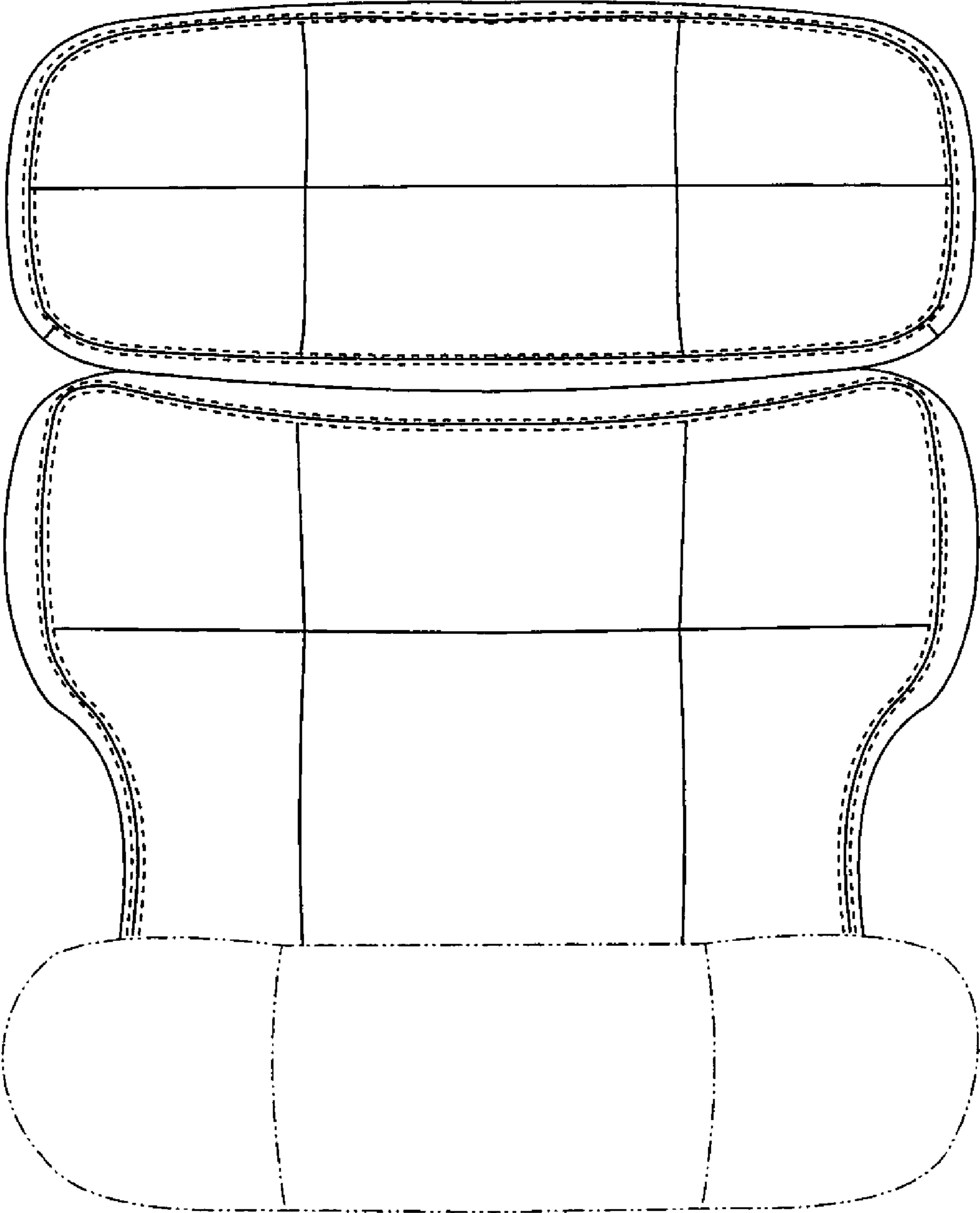
D264,774 S \* 6/1982 McGirk et al. .... D6/356  
D531,829 S \* 11/2006 Huang ..... D6/366

**1 Claim, 3 Drawing Sheets**

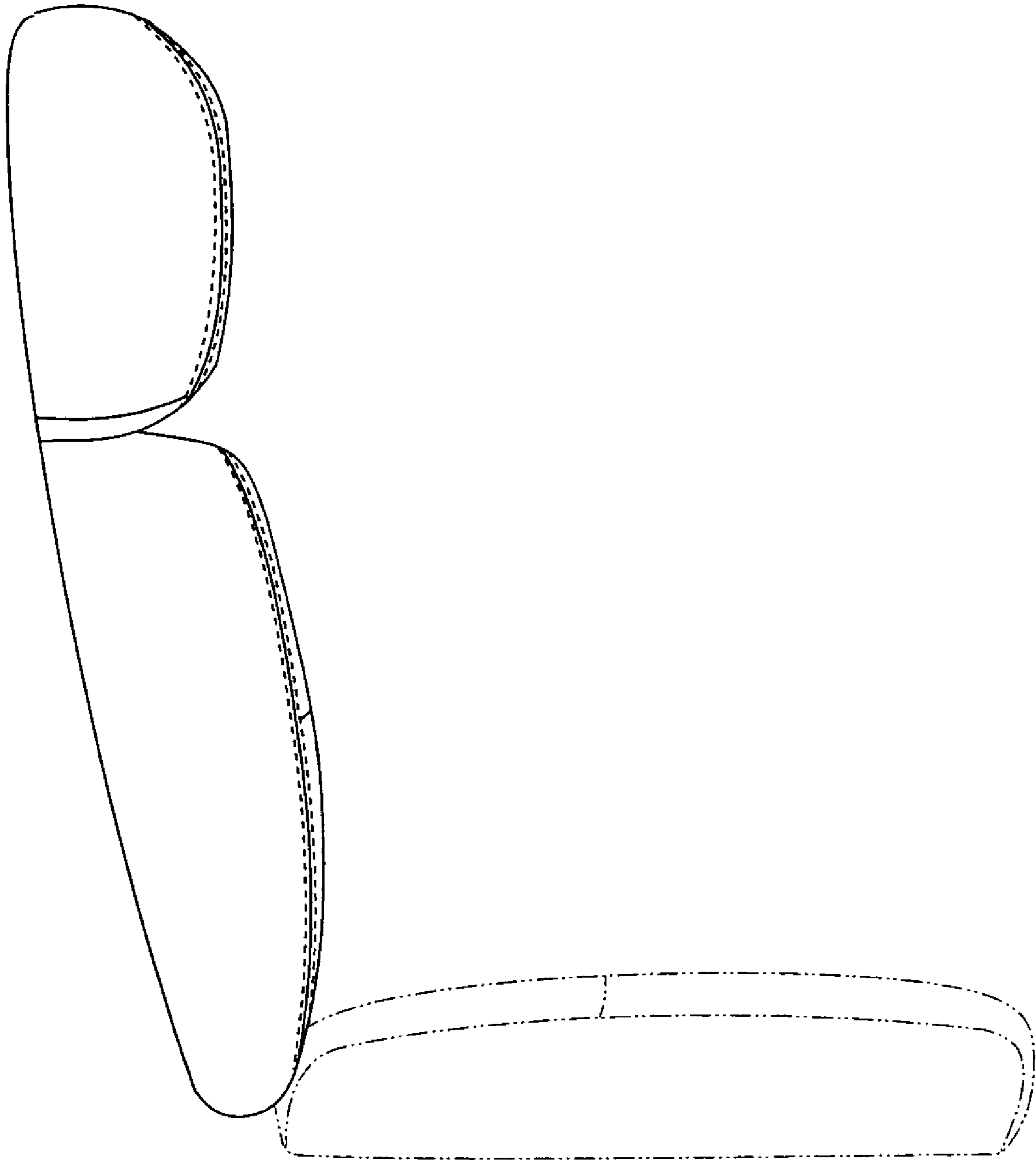




*FIG. 1*



*FIG. 2*



*FIG. 3*