



US00D646083S

(12) **United States Design Patent**
Stabile

(10) **Patent No.:** **US D646,083 S**

(45) **Date of Patent:** **** Oct. 4, 2011**

(54) **BASE FOR A DESK**

(76) **Inventor:** **Robert G. Stabile**, Bonita Springs, FL
(US)

(**) **Term:** **14 Years**

(21) **Appl. No.:** **29/369,919**

(22) **Filed:** **Sep. 15, 2010**

(51) **LOC (9) Cl.** **06-06**

(52) **U.S. Cl.** **D6/499**

(58) **Field of Classification Search** D6/480-489,
D6/495-499, 422, 425-428, 420, 338, 372,
D6/373; 108/150, 153.1, 155, 156, 161,
108/50.01, 50.02; 248/188, 188.1, 188.8
See application file for complete search history.

(56) **References Cited**

U.S. PATENT DOCUMENTS

D98,699	S	*	2/1936	Terker	D6/373
D101,776	S	*	11/1936	Hoffmann	D6/487
D130,990	S	*	1/1942	Gerhardt	D6/499
2,709,633	A		5/1955	Bargen		
D181,893	S	*	1/1958	Bargen	D6/499
2,846,285	A		8/1958	Wright		
D187,595	S		4/1960	Anderson		
2,947,586	A		8/1960	Hoven et al.		
3,211,113	A		10/1965	Randall		
3,219,403	A		11/1965	Mohr		
3,313,249	A		4/1967	Marcy		
3,517,626	A		6/1970	Lambert et al.		
D230,333	S	*	2/1974	Sebel	D6/372
3,806,220	A		4/1974	Payne		
D239,898	S	*	5/1976	Kirshenbaum	D6/499
D310,145	S	*	8/1990	Williams	D6/484
5,466,206	A		11/1995	Fleming		
D372,059	S		7/1996	Taylor		

5,598,786	A		2/1997	Patterson		
5,967,610	A		10/1999	Lin		
D427,796	S	*	7/2000	Smith	D6/373
6,302,037	B1		10/2001	Del Frari		
D470,349	S		2/2003	Risdall		
D474,044	S		5/2003	Holbrook et al.		
6,834,918	B2		12/2004	Park		
2003/0024447	A1		2/2003	Risdall et al.		
2005/0098069	A1		5/2005	Mills et al.		
2008/0136296	A1		6/2008	Westbrook et al.		
2008/0272628	A1		11/2008	Lazar		
2009/0062072	A1		3/2009	Packham		

FOREIGN PATENT DOCUMENTS

CN 200970005 Y 11/2007

* cited by examiner

Primary Examiner — Janice Seeger

(74) *Attorney, Agent, or Firm* — Carl A. Hjort, III, Esq.; The Bilicki Law Firm, PC

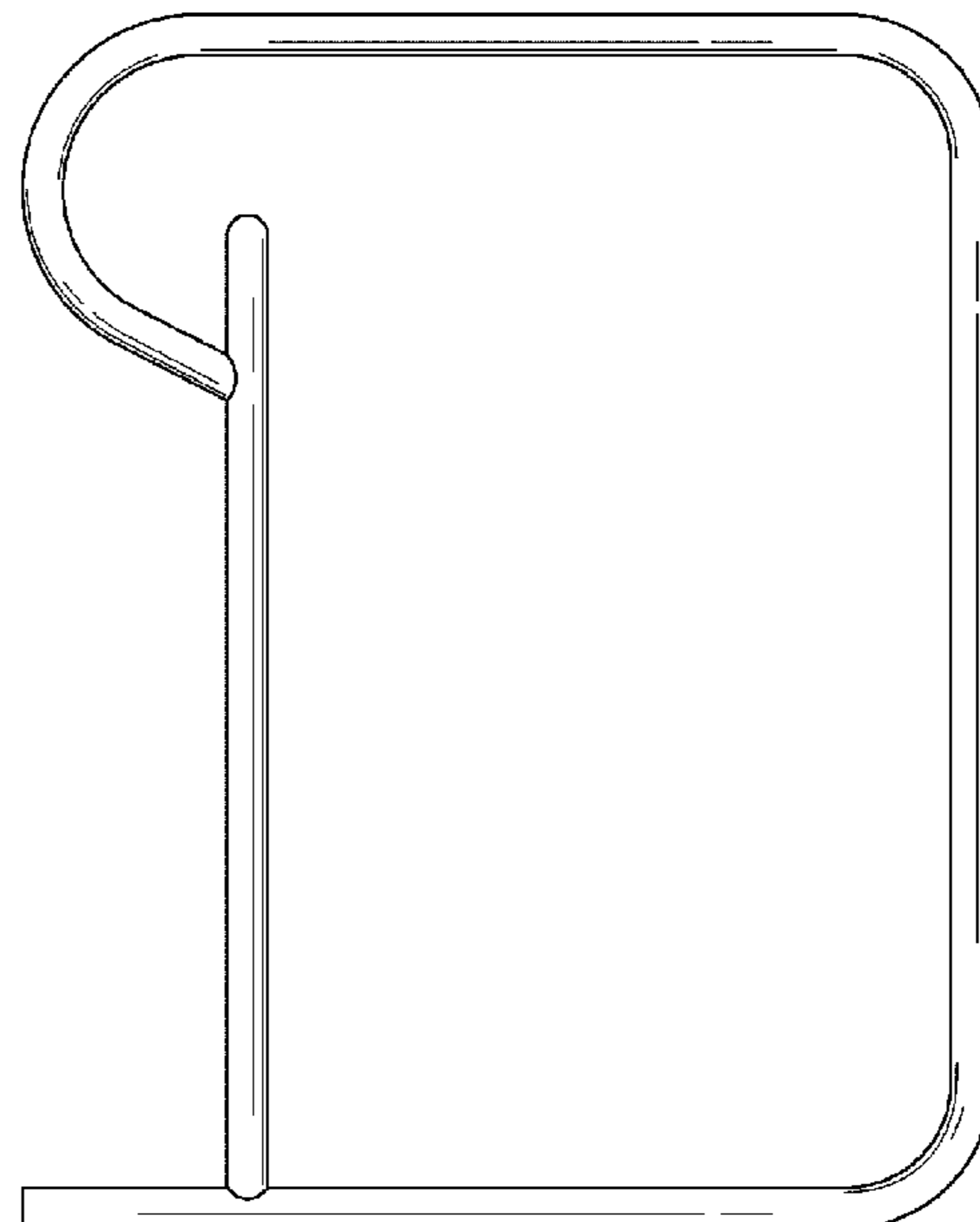
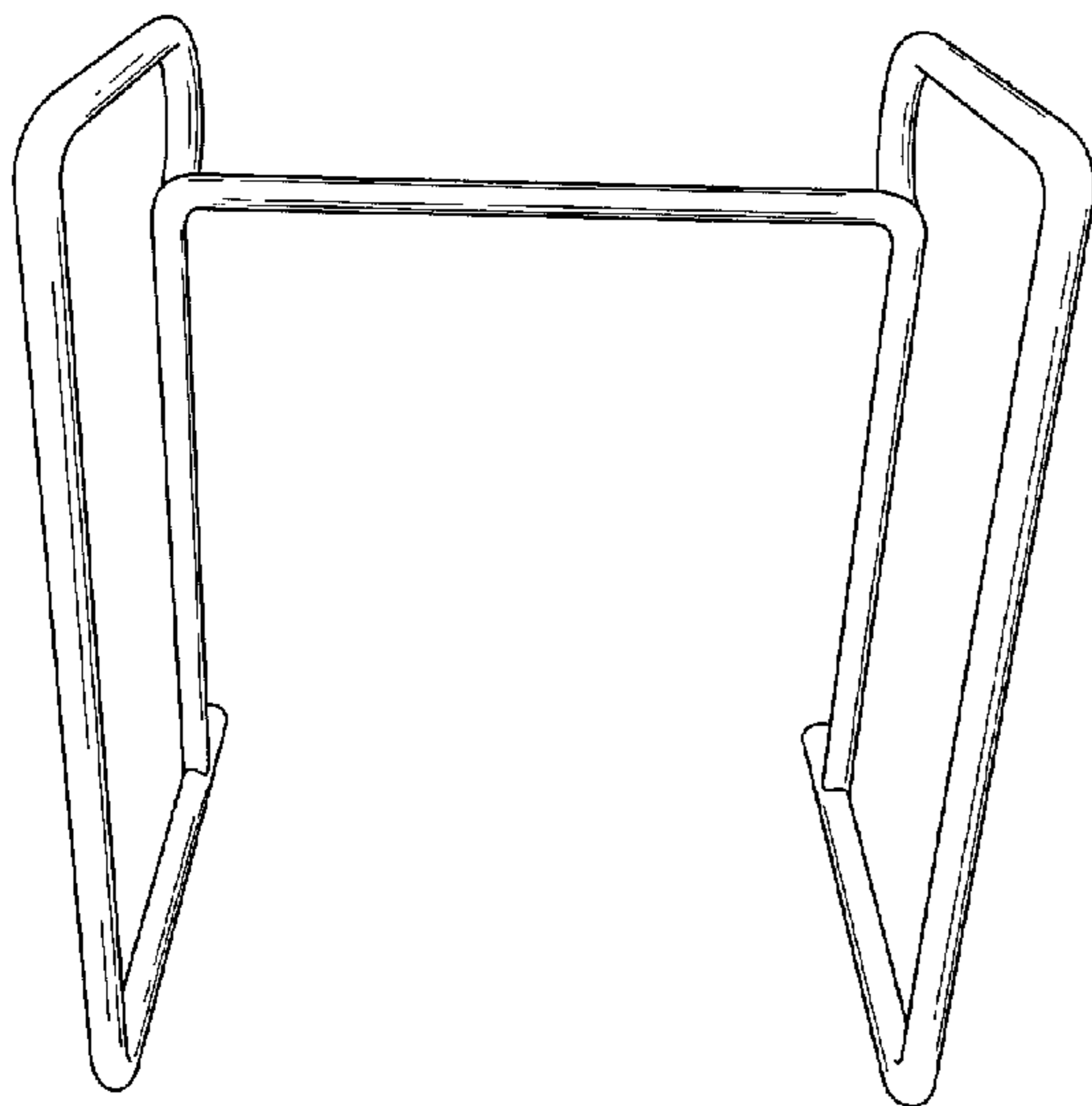
(57) **CLAIM**

The ornamental design for a base for a desk, as shown and described.

DESCRIPTION

FIG. 1 is a front perspective view of the base for a desk.
FIG. 2 is a left side view of the base for a desk, the right side view being a mirror image thereof.
FIG. 3 is a top view of the base for a desk.
FIG. 4 is a front view of the base for a desk.
FIG. 5 is a back view of the base for a desk; and,
FIG. 6 is a front perspective view thereof, the broken lines are for environmental purposes only and form no part of the claimed design.

1 Claim, 6 Drawing Sheets



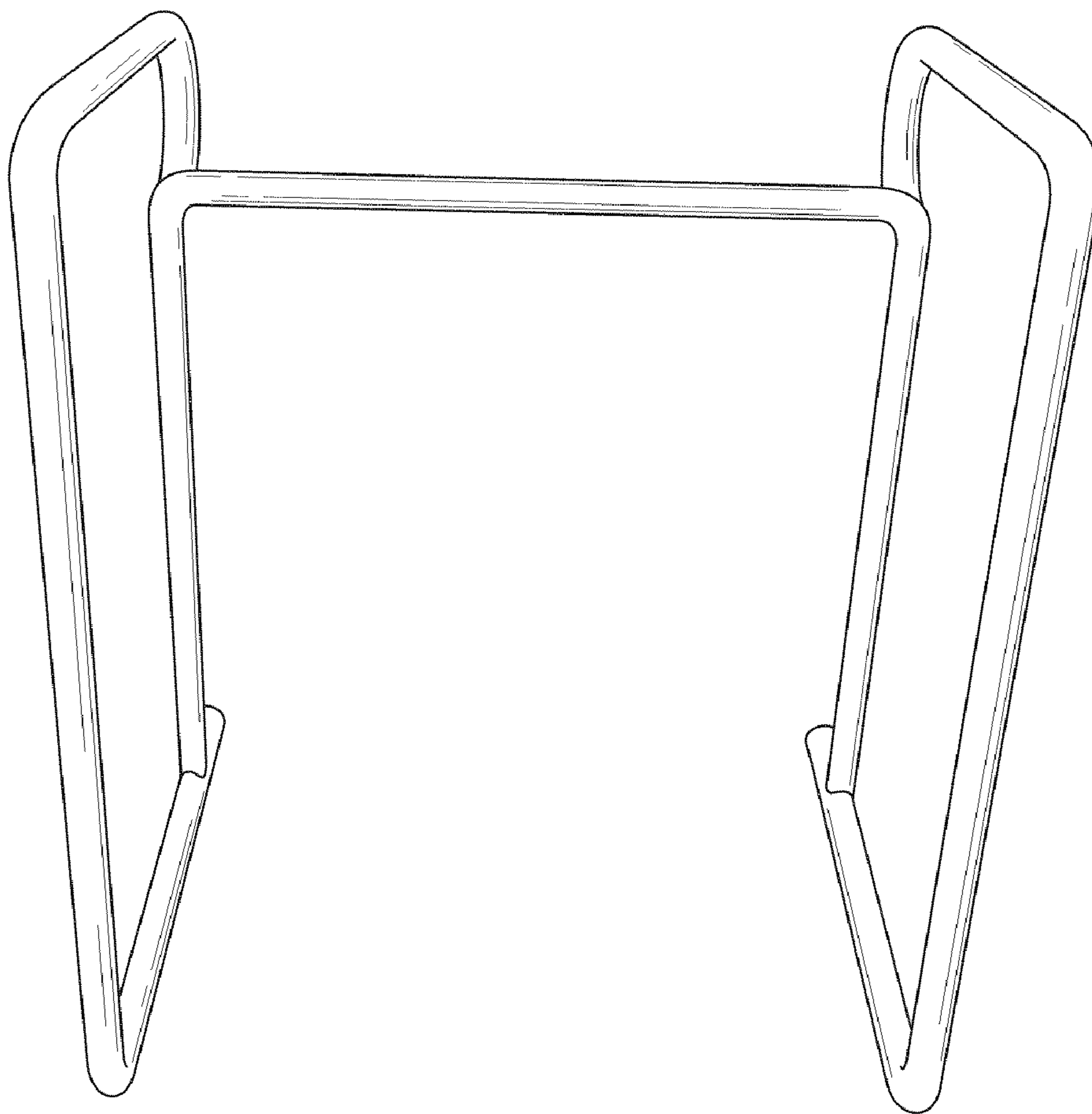


FIG. 1

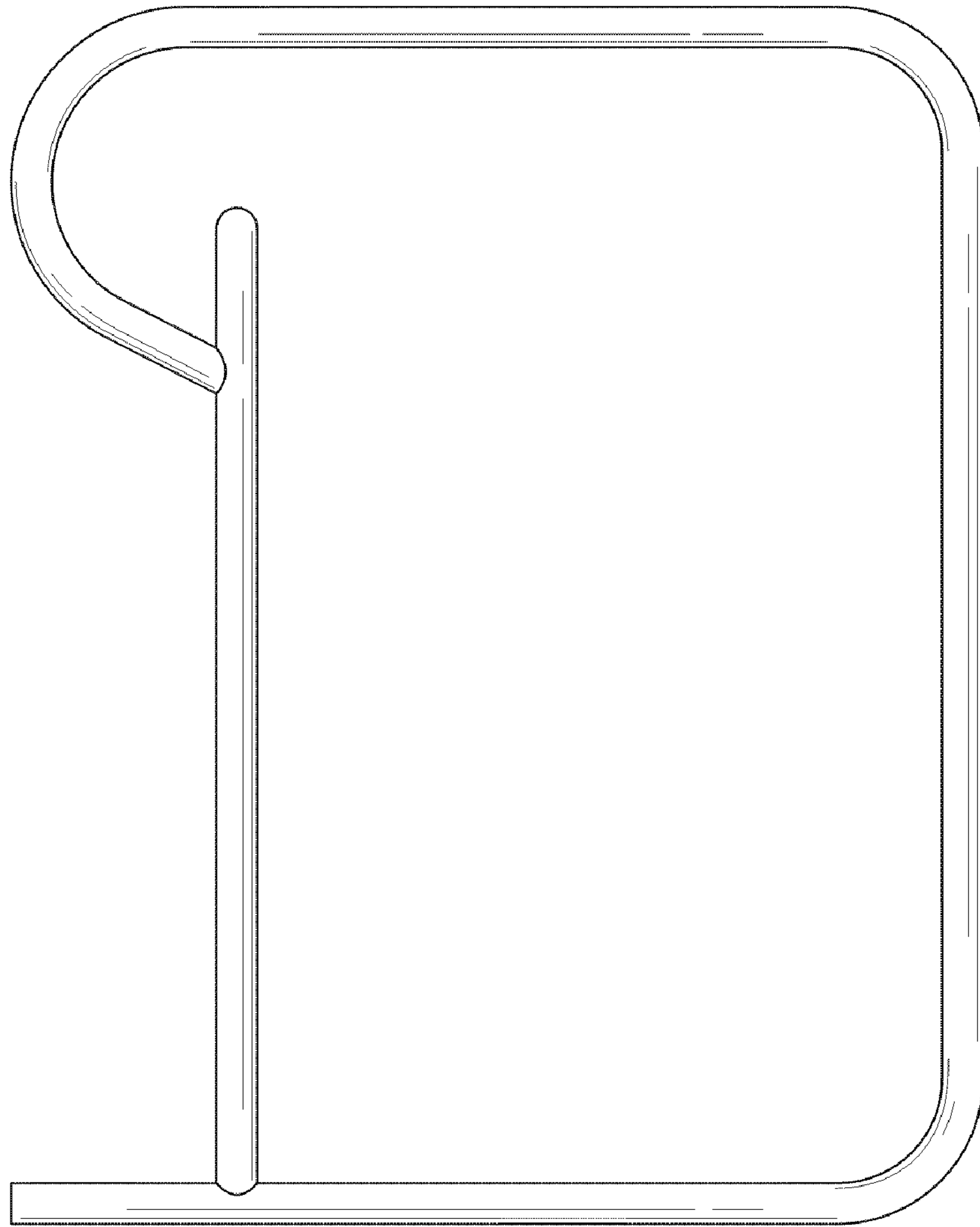


FIG. 2



FIG. 3




FIG. 4




FIG. 5




FIG. 6