



US00D646073S

(12) **United States Design Patent**
Socha, Jr.

(10) **Patent No.:** **US D646,073 S**
(45) **Date of Patent:** **** Oct. 4, 2011**

(54) **CHAIR**

(75) Inventor: **David J. Socha, Jr.**, Toledo, OH (US)
(73) Assignee: **Michigan Tube Swagers & Fabricators, Inc.**, Temperance, MI (US)
(**) Term: **14 Years**
(21) Appl. No.: **29/360,677**
(22) Filed: **Apr. 29, 2010**
(51) **LOC (9) Cl.** **06-01**
(52) **U.S. Cl.** **D6/374**

(58) **Field of Classification Search** D6/334-336, D6/371, 372, 373, 374, 375, 376, 379, 380, D6/500-502; 297/183.1, 183.7, 239, 445.1, 297/446.1, 448.1, 452.38, 452.48
See application file for complete search history.

(56) **References Cited**

U.S. PATENT DOCUMENTS

D213,438 S *	3/1969	Koch	D6/374
D401,769 S *	12/1998	Kaiser	D6/334
D421,344 S *	3/2000	Kaiser	D6/334
D433,836 S	11/2000	Barile, Sr.		
D475,543 S	6/2003	Savini		
D509,084 S *	9/2005	Barile, Jr.	D6/500
D512,237 S	12/2005	Messier		
D525,056 S *	7/2006	Muller	D6/500
D526,823 S *	8/2006	Muller	D6/500
D574,622 S *	8/2008	Neil	D6/374
D578,788 S *	10/2008	Ware	D6/374
D629,223 S *	12/2010	Swy	D6/374

OTHER PUBLICATIONS

Grand Rapids Chair Company website printout featuring "Allison" chair (believed to have been offered for sale, publicly used, and/or published prior to the filing date of this application).
Burgess Furniture website printout dated Mar. 2010 featuring "Flair" chair (believed to have been offered for sale, publicly used, and/or published prior to the filing date of this application).
Shelby Williams website printout featuring 5395 stacking chairs/arm chairs (believed to have been offered for sale, publicly used, and/or published prior to the filing date of this application).
Shelby Williams website printout featuring 2720 Laminated Bent Plywood Stacking Chair (believed to have been offered for sale, publicly used, and/or published prior to the filing date of this application).

* cited by examiner

Primary Examiner — Brian N Vinson

(74) *Attorney, Agent, or Firm* — Gifford, Krass, Sprinkle, Anderson & Citkowski, P.C.; Douglas L. Wathen

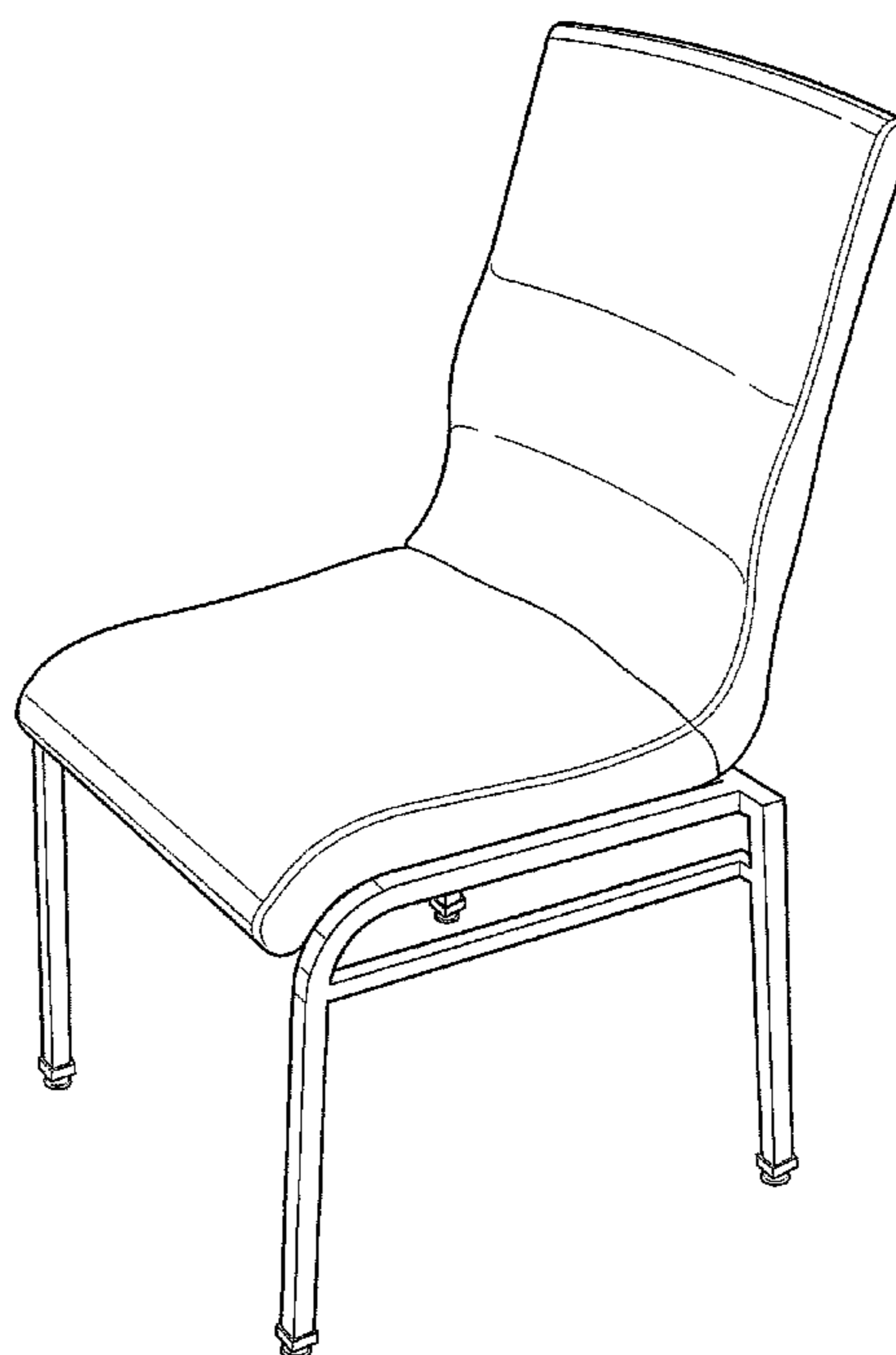
(57) **CLAIM**

The ornamental design for a chair, as shown and described.

DESCRIPTION

FIG. 1 is a perspective view of a chair according to an embodiment of the present invention;
FIG. 2 is a front elevational view of the chair of FIG. 1;
FIG. 3 is a side elevational view of the chair of FIGS. 1 and 2, the other side elevational view being a mirror image thereof;
FIG. 4 is a rear elevational view of the chair of FIGS. 1-3;
FIG. 5 is a bottom elevational view of the chair of FIGS. 1-4;
and,
FIG. 6 is a top view of the chair of FIGS. 1-5.

1 Claim, 5 Drawing Sheets



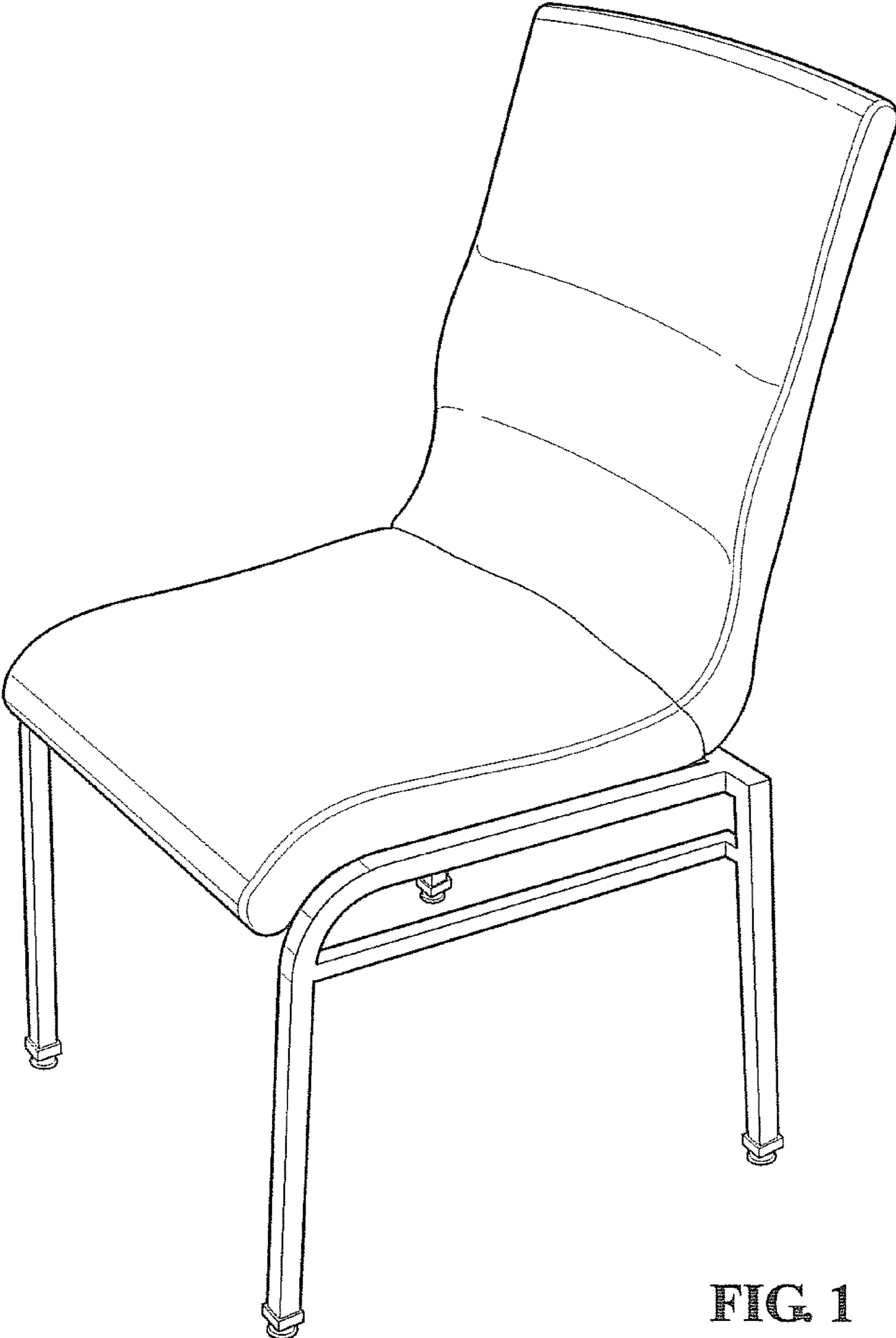


FIG. 1

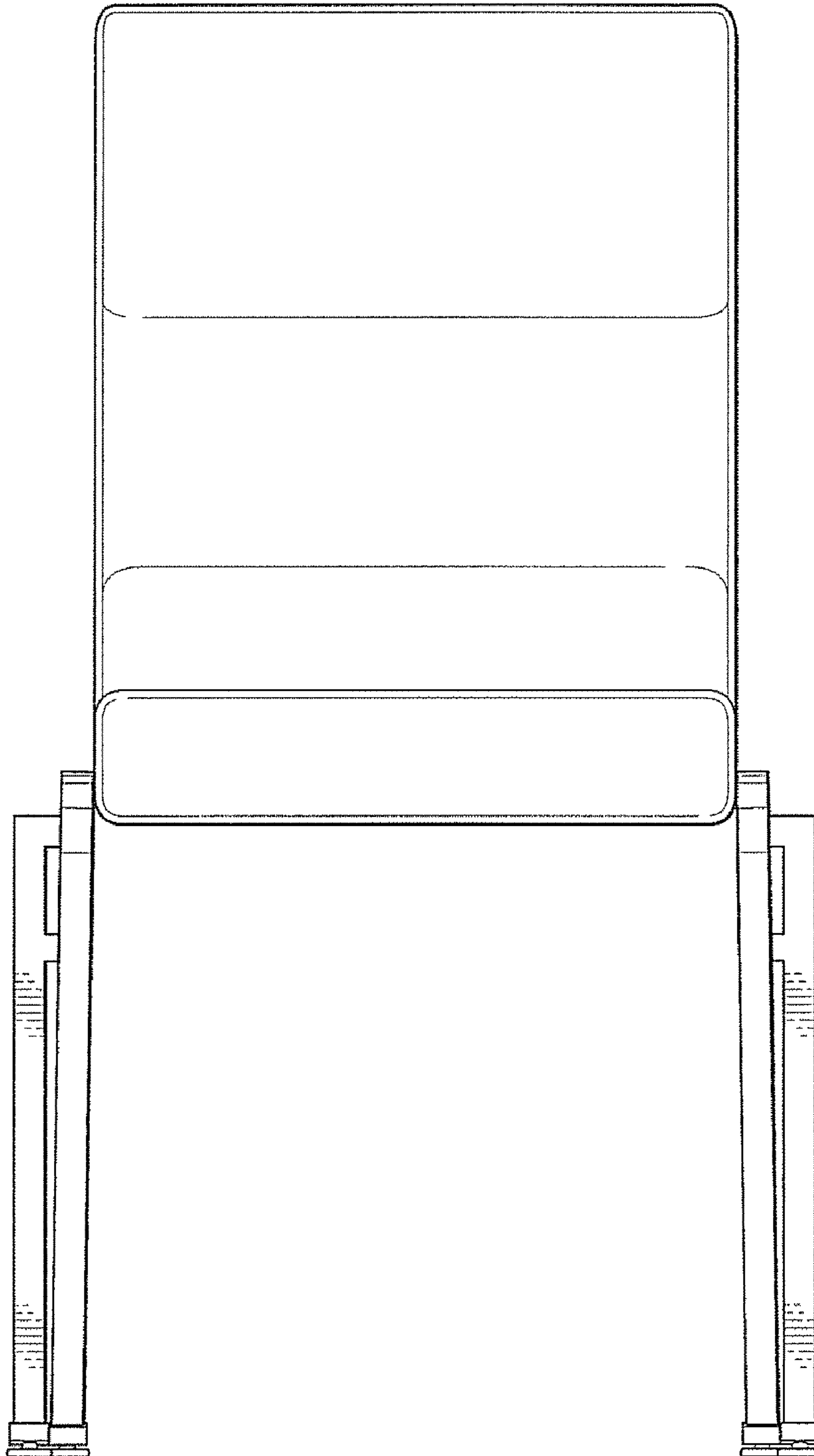


FIG. 2

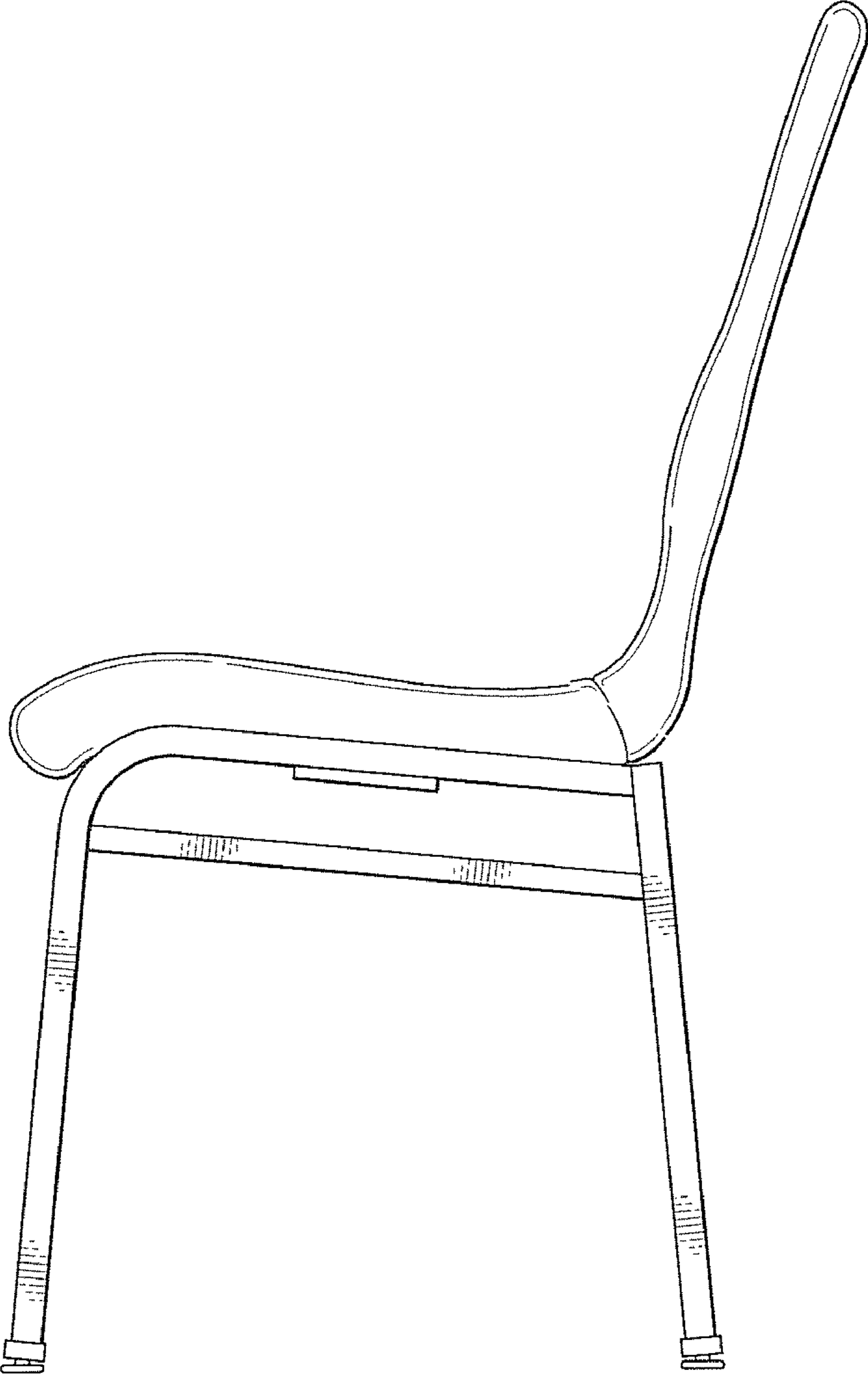


FIG. 3




FIG. 4

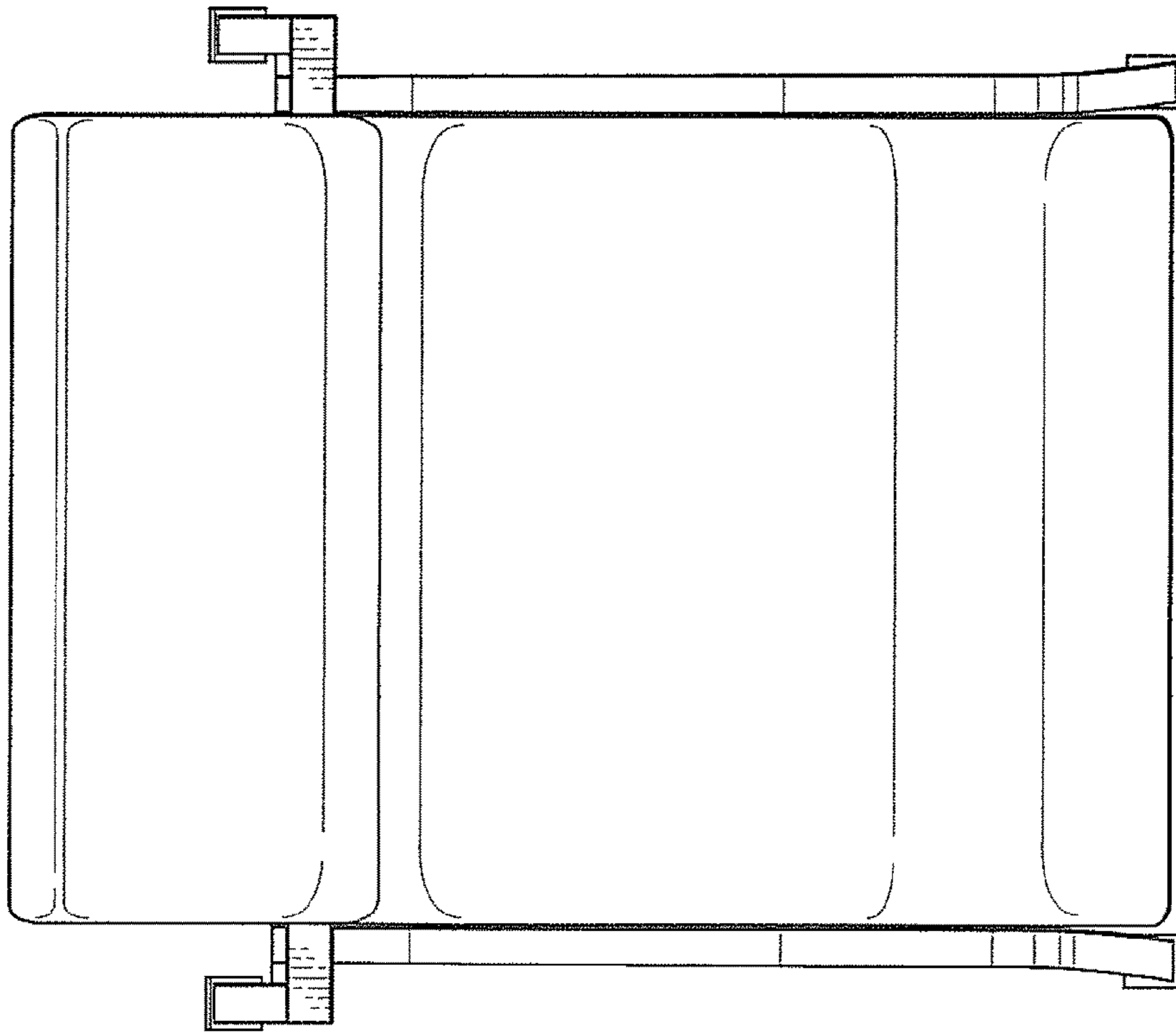


FIG. 6

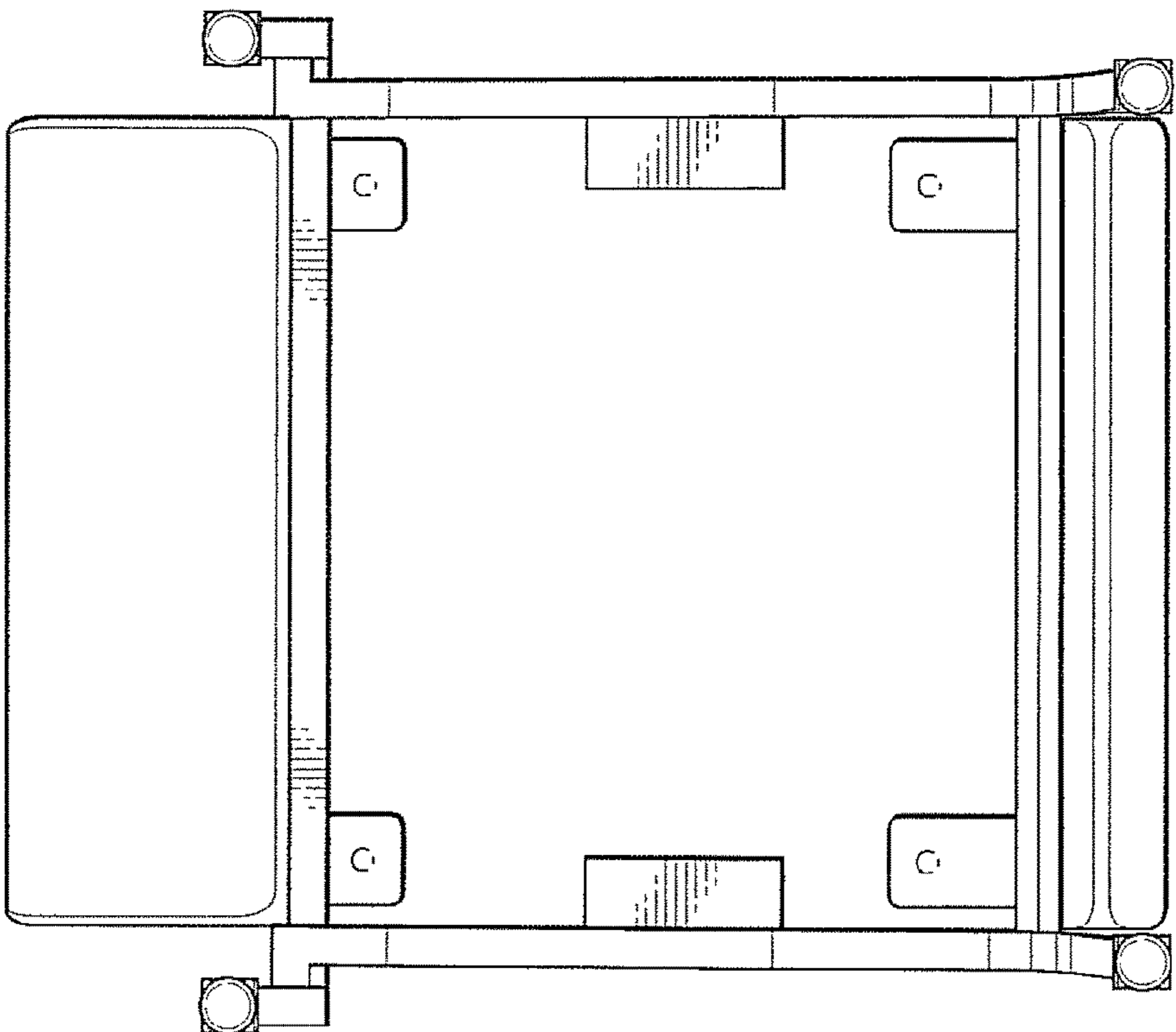


FIG. 5