



US00D646065S

(12) **United States Design Patent**  
**White**

(10) **Patent No.:** **US D646,065 S**

(45) **Date of Patent:** **\*\* Oct. 4, 2011**

(54) **SAFETY SHIELD**

7,247,087 B1 7/2007 Poblete  
D604,827 S 11/2009 Lin  
D624,197 S \* 9/2010 Rindoks et al. .... D24/234

(75) Inventor: **Randy Lee White**, Travelers Rest, SC  
(US)

\* cited by examiner

(73) Assignee: **Sunex International, Inc.**, Travelers  
Rest, SC (US)

*Primary Examiner* — Sandra Snapp

(74) *Attorney, Agent, or Firm* — J. Bennett Mullinax, LLC

(\*\*) Term: **14 Years**

(57) **CLAIM**

The ornamental design for a safety shield, as shown and described.

(21) Appl. No.: **29/348,637**

(22) Filed: **Jan. 25, 2010**

**DESCRIPTION**

(51) **LOC (9) Cl.** ..... **06-01**

(52) **U.S. Cl.** ..... **D6/332**

(58) **Field of Classification Search** ..... D6/332,  
D6/396, 397, 449, 509; D25/58; 312/3-6,  
312/195, 210, 247, 257.1, 258, 259, 260.5;  
160/130, 131, 135, 137, 218, 229.1, 351,  
160/371; 211/180, 189; D23/372  
See application file for complete search history.


FIG. 1 is a front perspective view for a safety shield according to a first embodiment of the present design;  
FIG. 2 is a front elevation view for a safety shield as shown in FIG. 1;  
FIG. 3 is a back elevation view for a safety shield as shown in FIG. 1;  
FIG. 4 is a right side elevation view for a safety shield as shown in FIG. 1;  
FIG. 5 is a left side elevation for a safety shield as shown in FIG. 1;  
FIG. 6 is a top plan view for a safety shield as shown in FIG. 1; and,  
FIG. 7 is a bottom plan view for a safety shield as shown in FIG. 1.

(56) **References Cited**

U.S. PATENT DOCUMENTS

3,463,218	A *	8/1969	Byrens et al. ....	160/135
4,784,205	A *	11/1988	Johnson et al. ....	160/351
D472,645	S *	4/2003	Roepke et al. ....	D24/234
6,692,346	B2	2/2004	Bastian	
6,994,619	B2	2/2006	Scholten	

**1 Claim, 5 Drawing Sheets**






FIG. 1




FIG. 2




FIG. 3

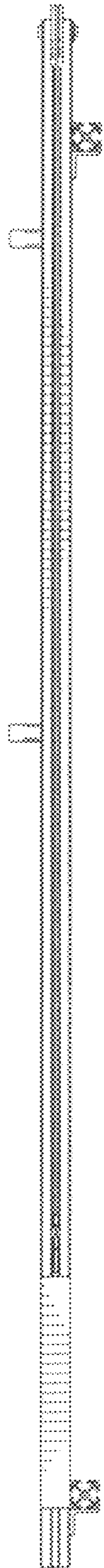


FIG. 4

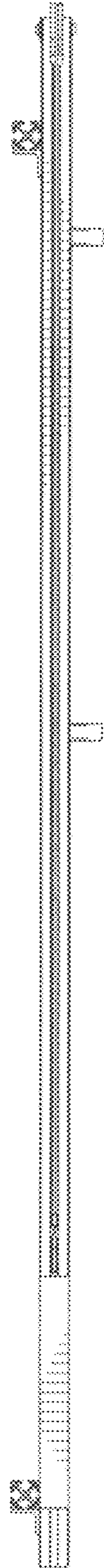


FIG. 5

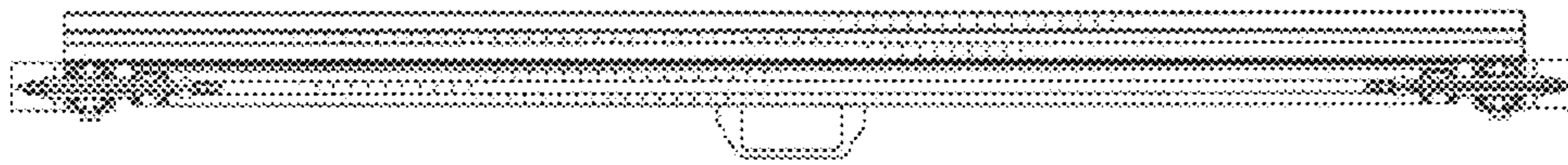


FIG. 6



FIG. 7