



US00D646049S

(12) **United States Design Patent**
Dowling

(10) **Patent No.:** **US D646,049 S**

(45) **Date of Patent:** **** Oct. 4, 2011**

(54) **FOOTWEAR OUTSOLE**

(75) Inventor: **Brendon M. Dowling**, North Weymouth, MA (US)

(73) Assignee: **Deckers Outdoor Corporation**, Goleta, CA (US)

(**) Term: **14 Years**

(21) Appl. No.: **29/391,159**

(22) Filed: **May 4, 2011**

(51) **LOC (9) Cl.** **02-04**

(52) **U.S. Cl.** **D2/953**

(58) **Field of Classification Search** D2/902,
D2/906, 908, 916, 918, 925, 946-962, 977;
36/3 B, 22 R, 24.5, 25 R, 28, 32 R, 34 R,
36/59 C, 67 A, 103

See application file for complete search history.

(56) **References Cited**

U.S. PATENT DOCUMENTS

D163,956 S	7/1951	Capdevila	
2,833,057 A *	5/1958	Hack	36/59 C
3,006,085 A *	10/1961	Bingham, Jr.	36/59 C
D226,884 S *	5/1973	Persson	D2/908
D229,644 S	12/1973	Persson	
4,364,190 A *	12/1982	Yonkers	36/32 R
4,393,605 A *	7/1983	Spreng	36/114
D272,294 S *	1/1984	Watanabe	D2/902
4,446,633 A *	5/1984	Scheinhaus et al.	36/11.5
D275,148 S *	8/1984	Bergmans	D2/956
D275,714 S *	10/1984	Jacobson	D2/960
4,631,842 A *	12/1986	Koskela	36/103
4,638,577 A *	1/1987	Riggs	36/114
4,676,010 A *	6/1987	Cheskin	36/32 R
D291,147 S *	8/1987	Kelley et al.	D2/957
D322,509 S	12/1991	Issler	
5,070,629 A *	12/1991	Graham et al.	36/27
D339,463 S *	9/1993	Dyer et al.	D2/960
5,561,920 A *	10/1996	Graham et al.	36/27

5,572,804 A *	11/1996	Skaja et al.	36/29
D377,711 S *	2/1997	Hawker	D2/954
D378,471 S *	3/1997	Winson	D2/953
D387,864 S *	12/1997	Hatfield	D2/953
D388,597 S *	1/1998	Gavigan	D2/960
5,875,568 A *	3/1999	Lennihan, Jr.	36/28
D422,781 S *	4/2000	McCourt	D2/957
D423,202 S *	4/2000	Lubart	D2/961

(Continued)

FOREIGN PATENT DOCUMENTS

EM 000017363-0006 4/2003

(Continued)

OTHER PUBLICATIONS

ARS Sutoria Magazine No. 315, Issue 2004, model 4117.

Primary Examiner — T. Chase Nelson

(74) *Attorney, Agent, or Firm* — Greer, Burns & Crain, Ltd.

(57) **CLAIM**

The ornamental design for a footwear outsole, as shown and described.

DESCRIPTION

FIG. 1 is a perspective view of a footwear outsole showing my new design;

FIG. 2 is a first side elevational view thereof;

FIG. 3 is an opposite side elevational view thereof;

FIG. 4 is a front elevational view thereof;

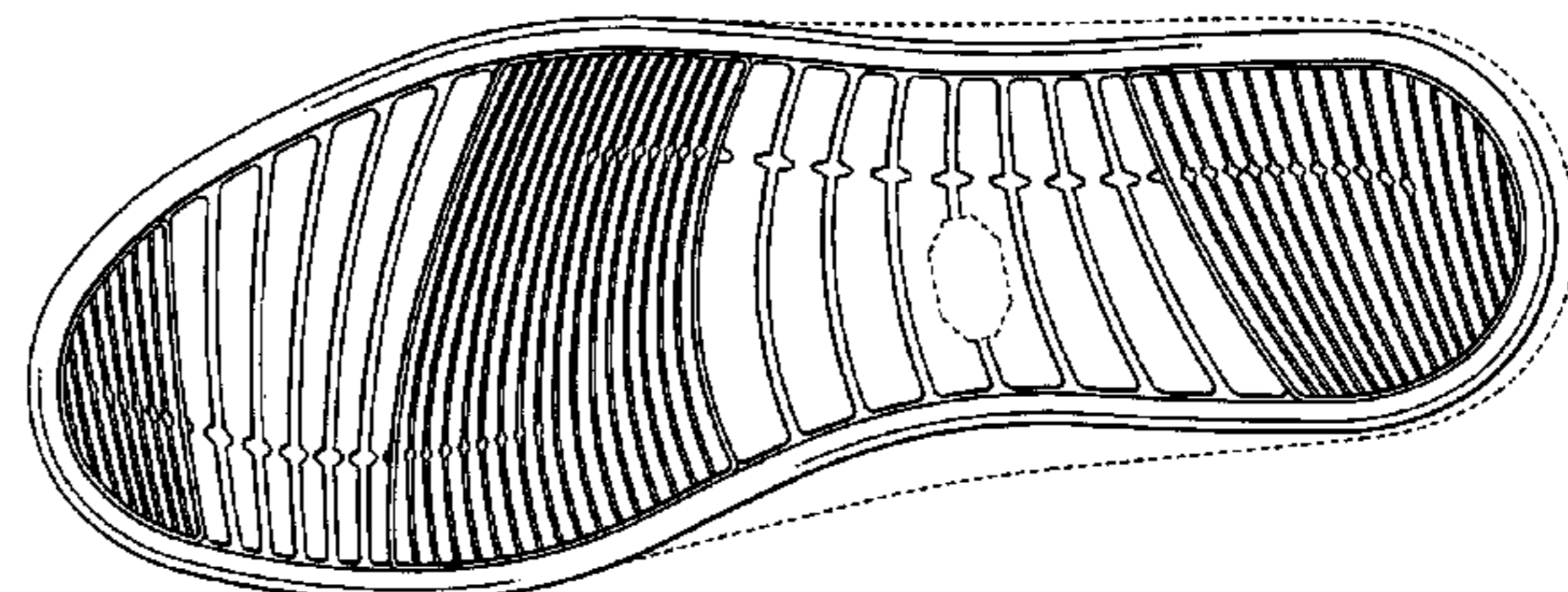
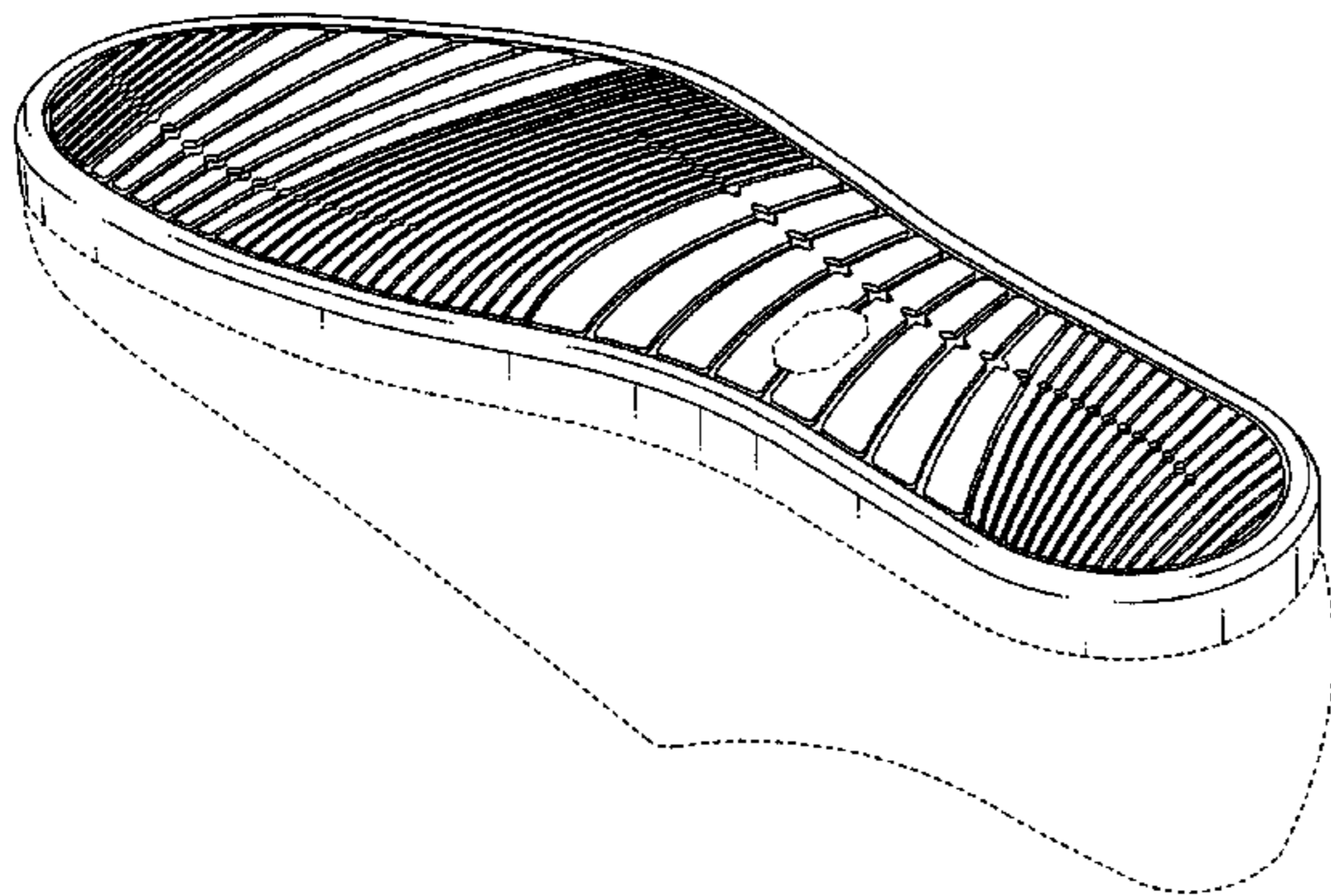
FIG. 5 is a rear elevational view thereof;

FIG. 6 is a bottom plan view thereof; and,

FIG. 7 is a top plan view thereof.

The broken lines around the design in FIGS. 1-7 represent the boundary of the design, while the broken lines showing the remainder of the footwear illustrate the environment in which the design resides. The broken lines form no part of the claim.

1 Claim, 6 Drawing Sheets



US D646,049 S

Page 2

U.S. PATENT DOCUMENTS

6,098,313 A * 8/2000 Skaja 36/28
D459,063 S * 6/2002 Nason D2/953
D498,351 S 11/2004 Morgan
D543,680 S * 6/2007 Dean et al. D2/961
D556,980 S 12/2007 Bramani
D560,884 S 2/2008 McClaskie
D571,542 S 6/2008 Wilken
D584,887 S * 1/2009 Earle D2/960
D596,385 S * 7/2009 McDade et al. D2/953
D613,480 S 4/2010 Lamont
D614,838 S 5/2010 Bramani
D616,188 S * 5/2010 Chan D2/960
D616,640 S 6/2010 Werman
7,818,897 B2 * 10/2010 Geer 36/25 R
D632,876 S * 2/2011 Choi D2/896

2009/0211115 A1* 8/2009 Geer 36/108
2011/0016749 A1* 1/2011 Callahan et al. 36/103

FOREIGN PATENT DOCUMENTS

EM 000110135-0005 12/2003
EM 000180054-0017 4/2004
EM 000231162-0001 6/2004
EM 000204821-0019 7/2004
EM 000314323-0009 3/2005
EM 000315197-0001 3/2005
EM 000740758-0002 6/2007
EM 001537663-0001 6/2009
EM 001845314-0009 4/2011
ES 10152113 8/2001
GB 2098512 9/2001

* cited by examiner

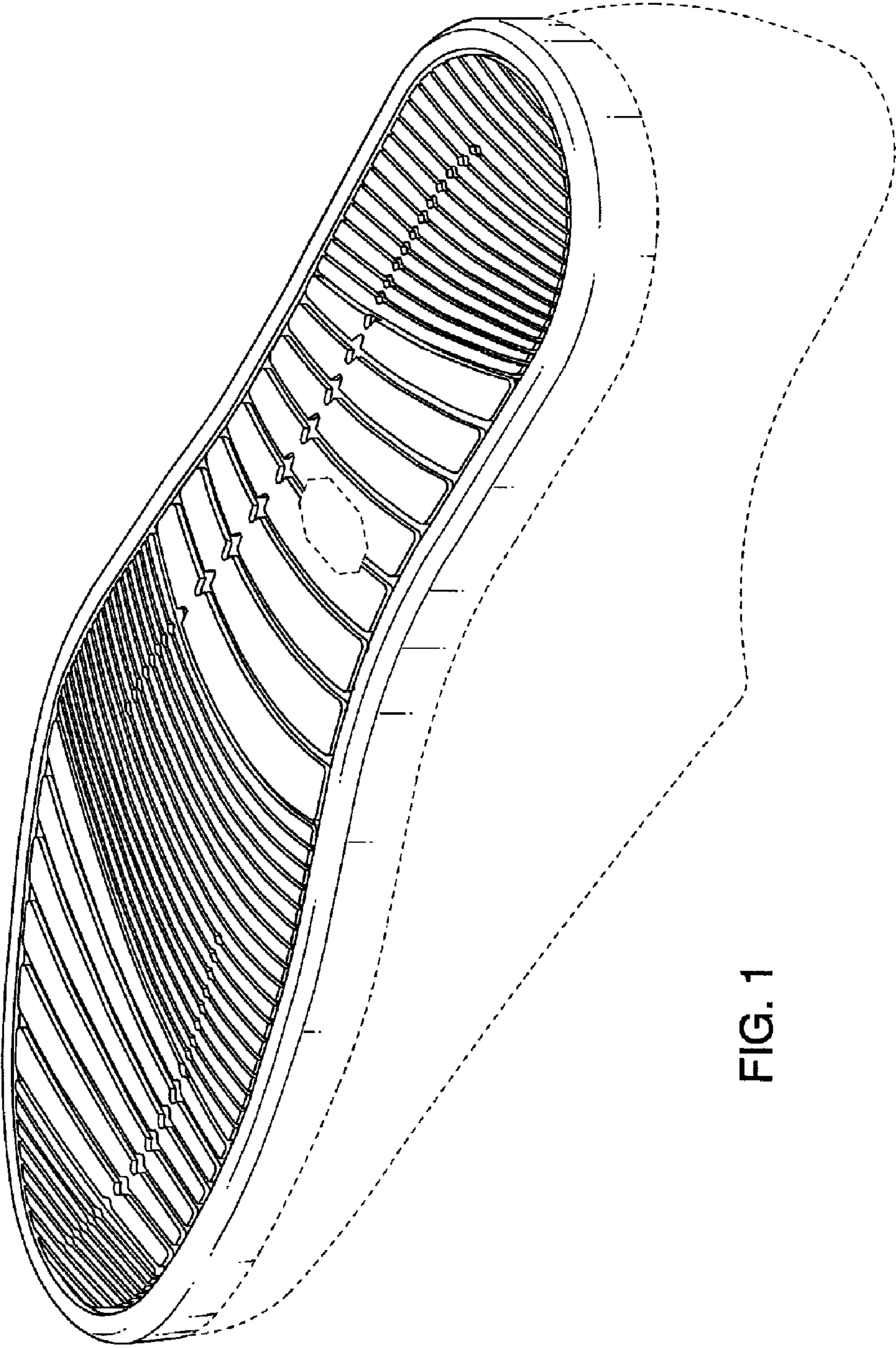


FIG. 1

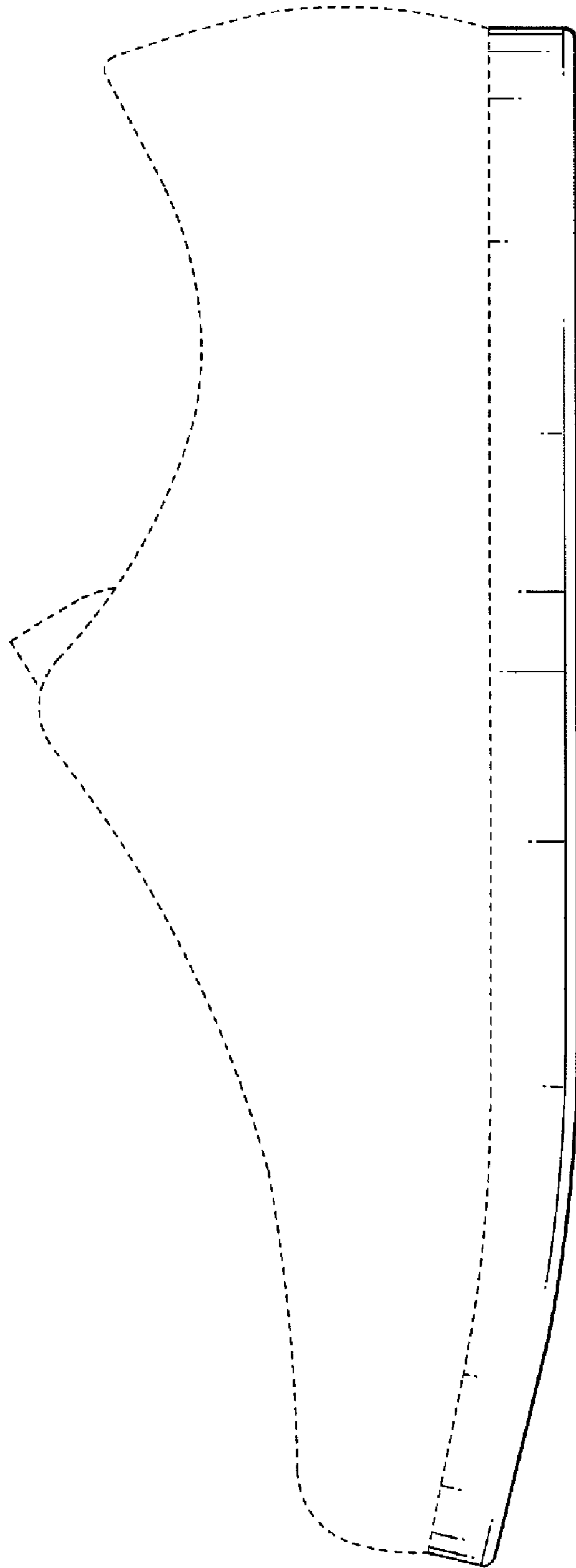


FIG. 2

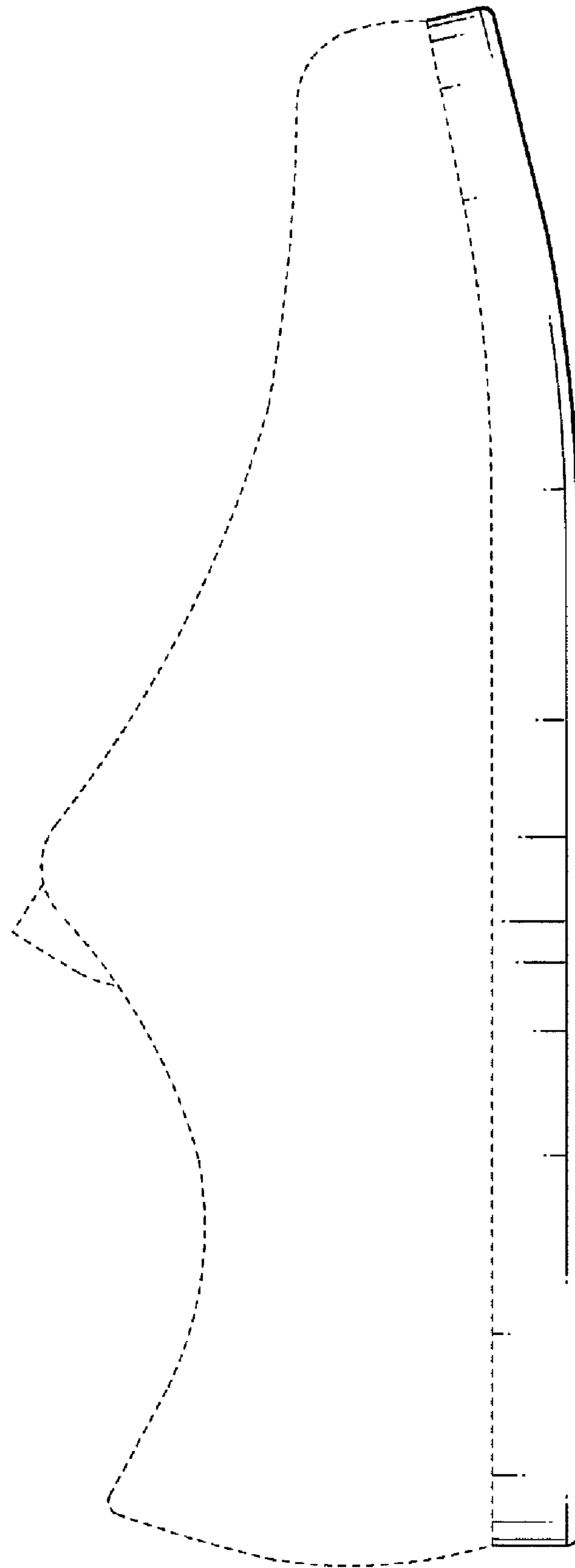


FIG. 3

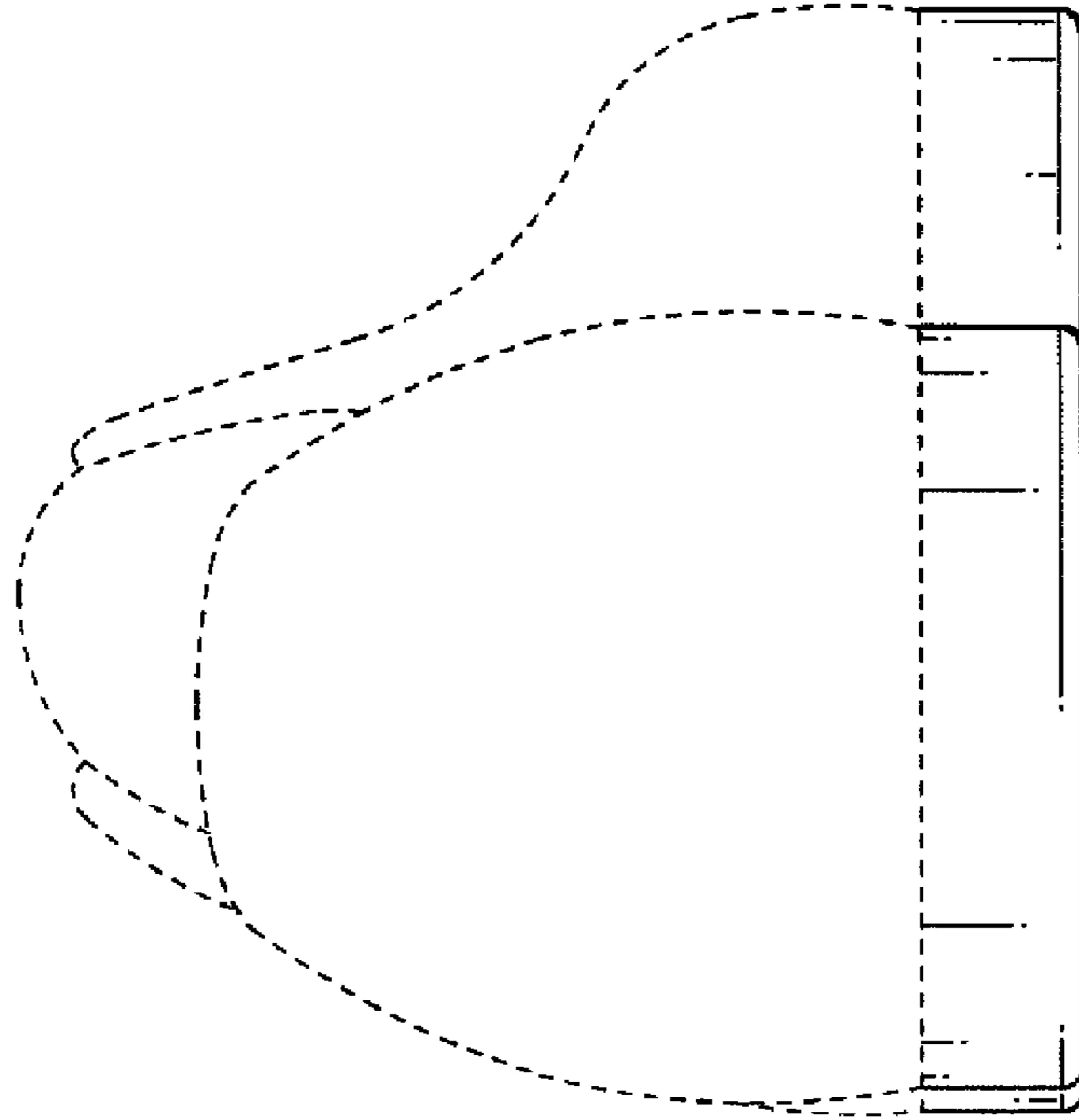


FIG. 5

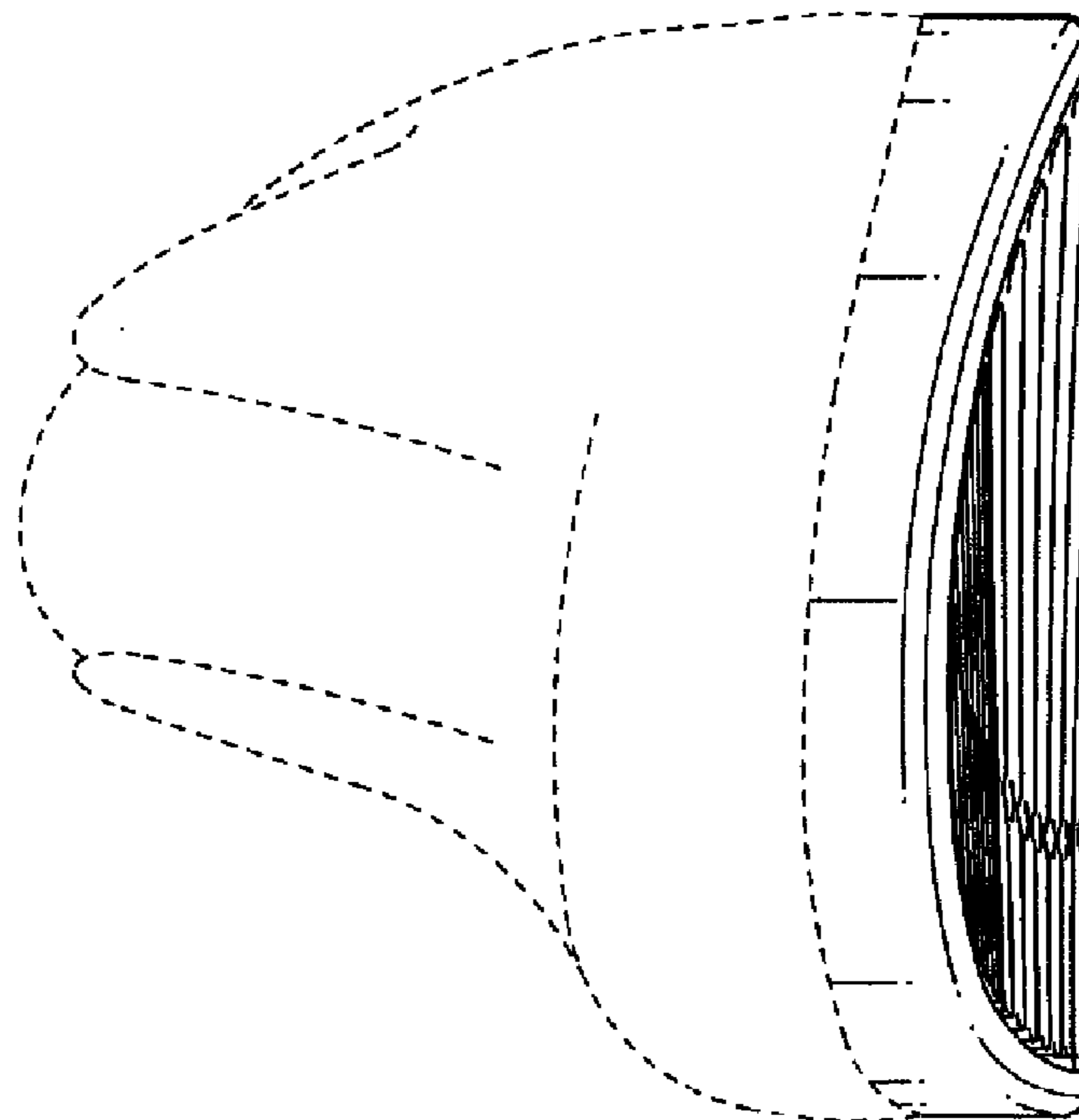


FIG. 4

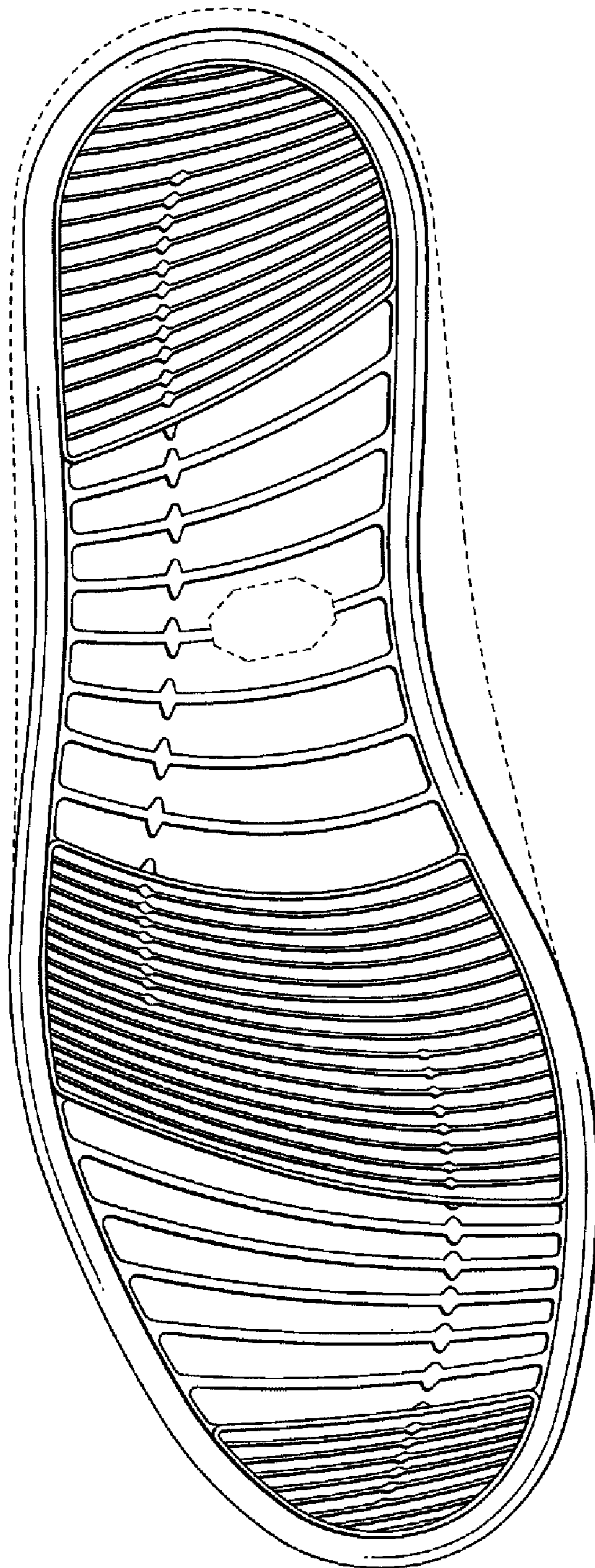


FIG. 6

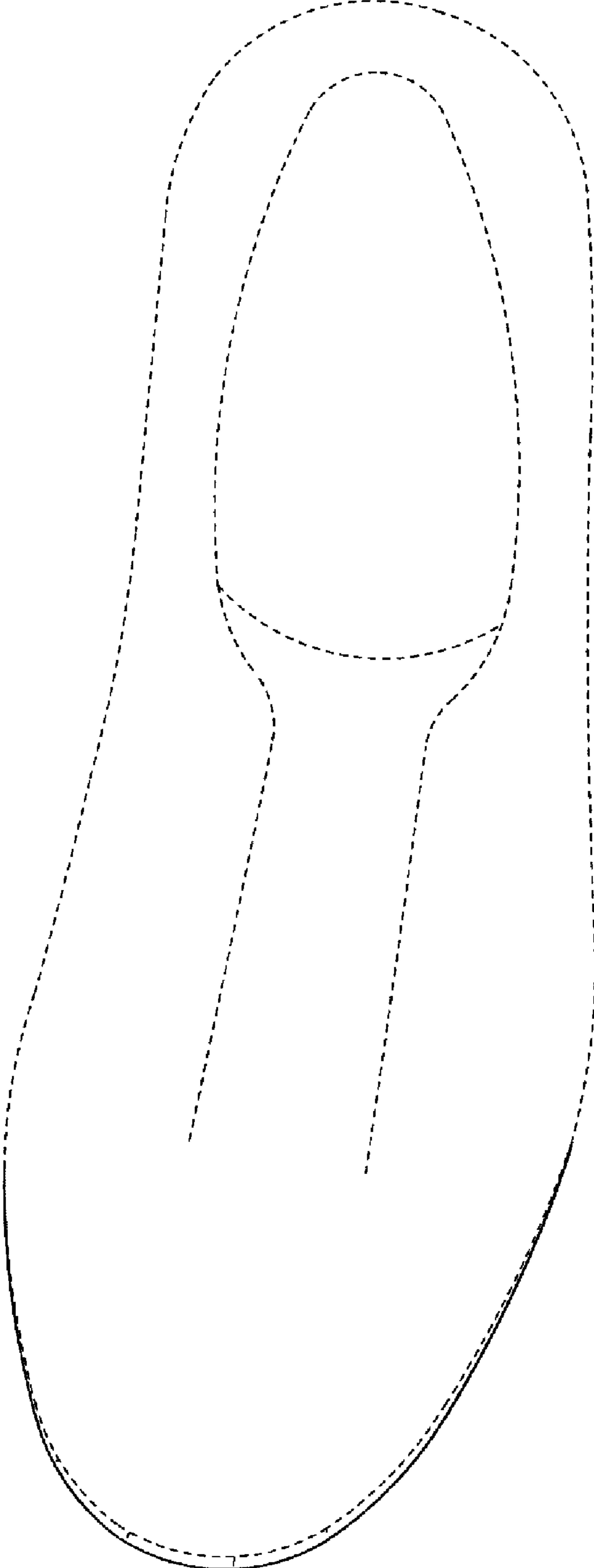


FIG. 7