

US00D646019S

(12) **United States Design Patent**
Anderson

(10) **Patent No.:** **US D646,019 S**

(45) **Date of Patent:** **** Sep. 27, 2011**

(54) **WAND FOR RELAXING HAIR**

(76) Inventor: **Antonio Anderson**, Conyers, GA (US)

(**) Term: **14 Years**

(21) Appl. No.: **29/384,417**

(22) Filed: **Jan. 31, 2011**

(51) **LOC (9) Cl.** **28-02**

(52) **U.S. Cl.** **D28/7**

(58) **Field of Classification Search** D28/7,
D28/8, 20–22, 30–31, 76, 85, 99; 132/108,
132/202, 208, 317.32; 401/202–207, 261–267;
D4/132–135; D24/119; D7/361, 395, 688
See application file for complete search history.

(56) **References Cited**

U.S. PATENT DOCUMENTS

D272,661	S	*	2/1984	Cutler	D28/7
D286,576	S	*	11/1986	Schneider et al.	D28/7
5,072,486	A	*	12/1991	Guarascio	15/401
5,387,044	A	*	2/1995	Accardo	401/5
5,788,104	A	*	8/1998	Hoyt	220/212
D405,614	S	*	2/1999	Geardino et al.	D4/135
D407,526	S	*	3/1999	Weiler et al.	D28/7
6,092,535	A	*	7/2000	Moore	132/270
D503,229	S	*	3/2005	Davis et al.	D24/119
D614,407	S	*	4/2010	Muhl et al.	D4/135

D634,935 S * 3/2011 Kobke D4/116
* cited by examiner

Primary Examiner — Zenia Bennett

(74) *Attorney, Agent, or Firm* — Laurence P. Colton; Smith
Risley Tempel Santos LLC

(57) **CLAIM**

The ornamental design for a wand for relaxing hair, as shown
and described.

DESCRIPTION

FIG. 1 is a perspective view of the wand for relaxing hair of
the present design.

FIG. 2 is a left side view of the wand for relaxing hair of the
present design.

FIG. 3 is a right side view of the wand for relaxing hair of the
present design.

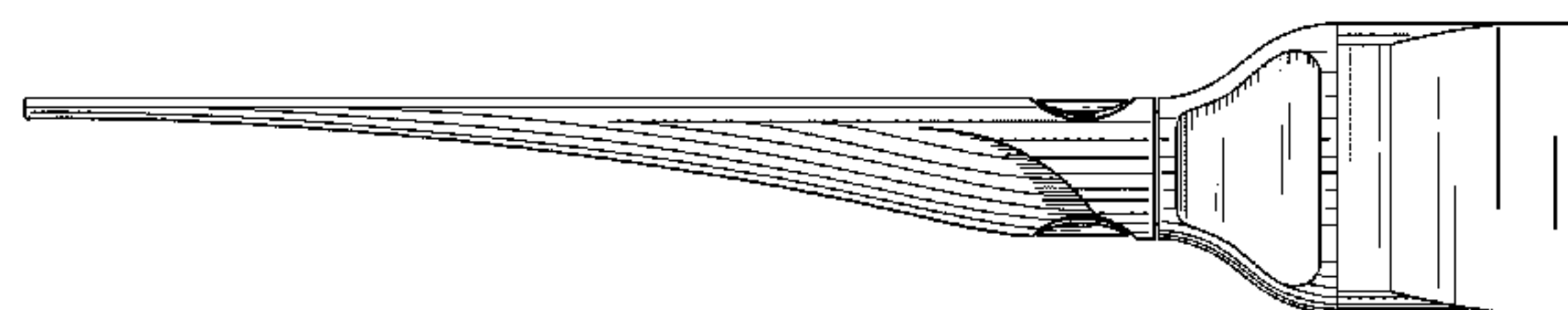
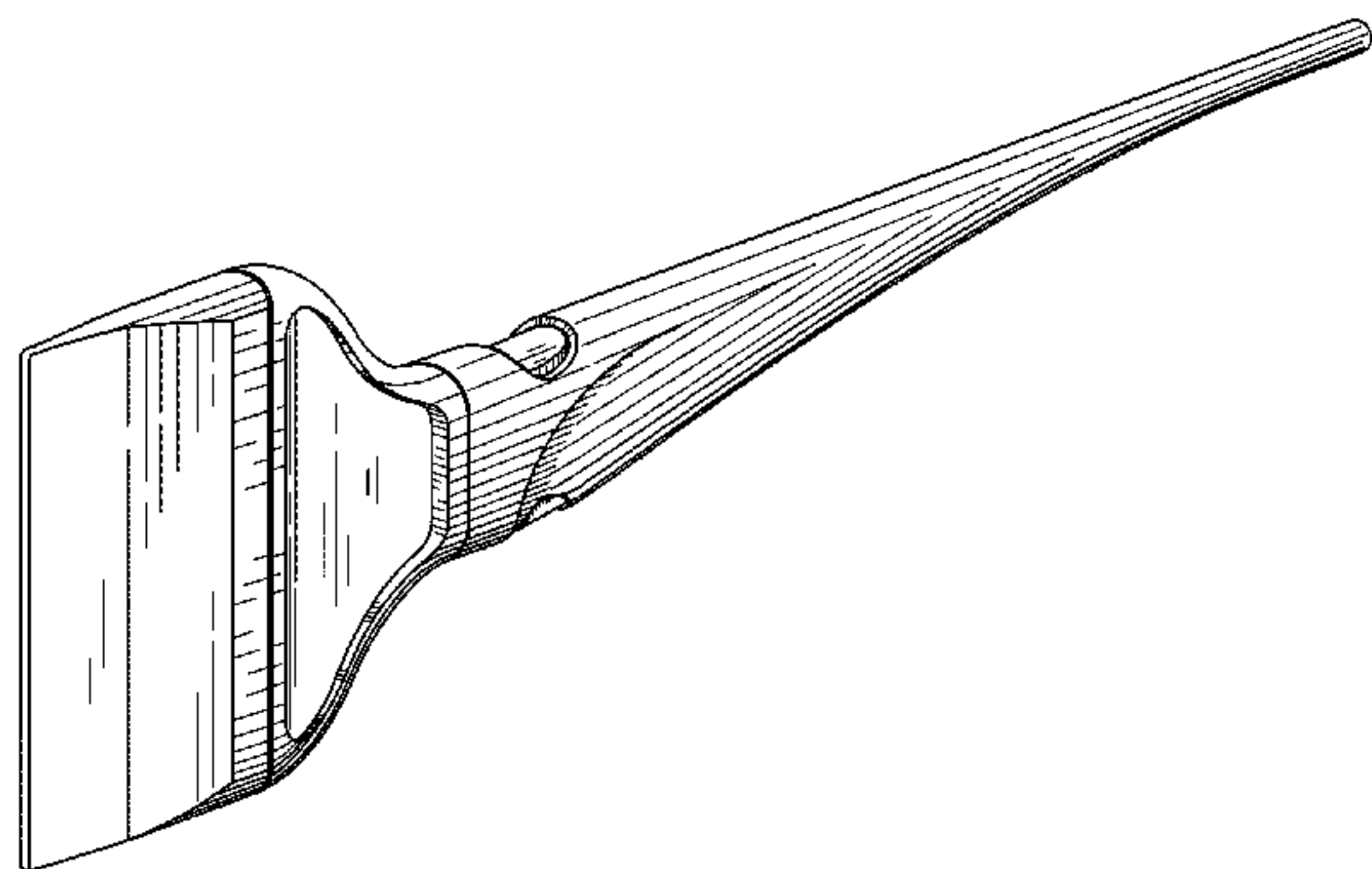
FIG. 4 is a front view of the wand for relaxing hair of the
present design.

FIG. 5 is a rear view of the wand for relaxing hair of the
present design.

FIG. 6 is a top view of the wand for relaxing hair of the present
design; and,

FIG. 7 is a bottom view of the wand for relaxing hair of the
present design.

1 Claim, 6 Drawing Sheets



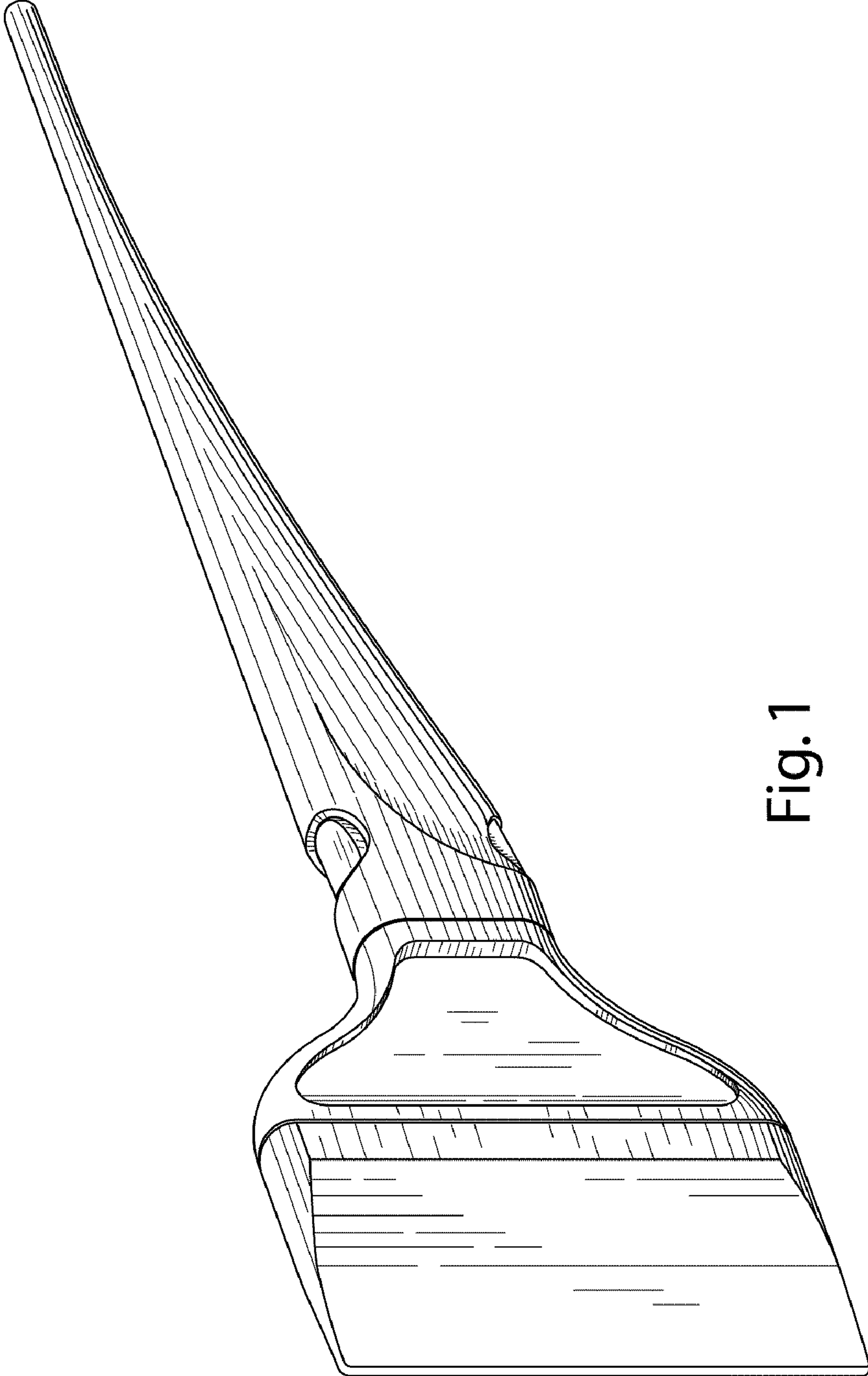


Fig. 1

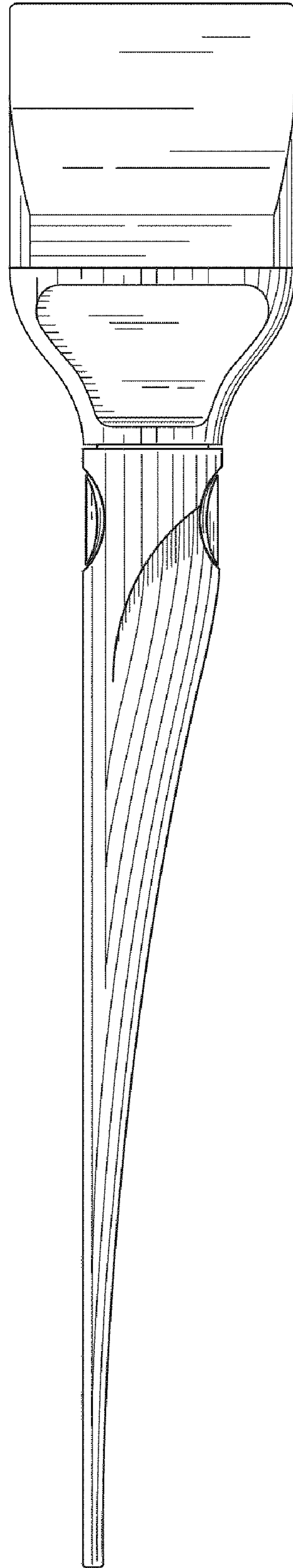


Fig. 2

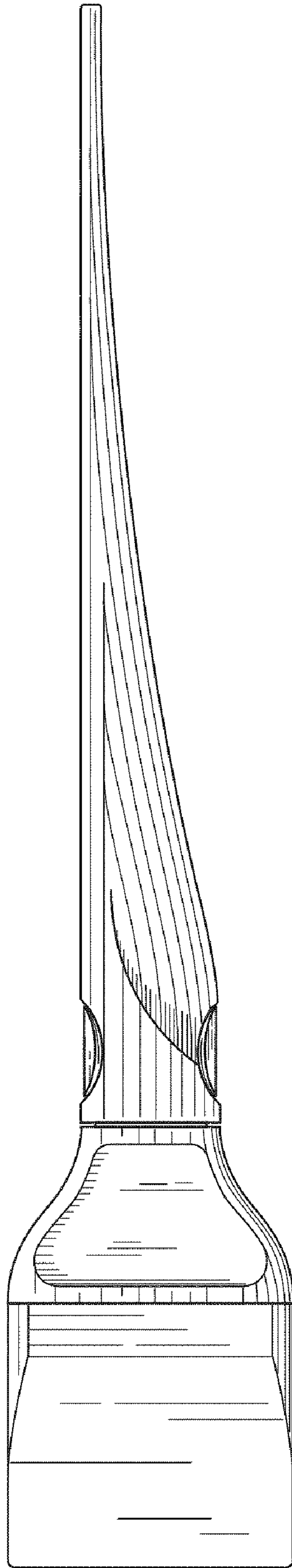


Fig. 3




Fig. 4




Fig. 5

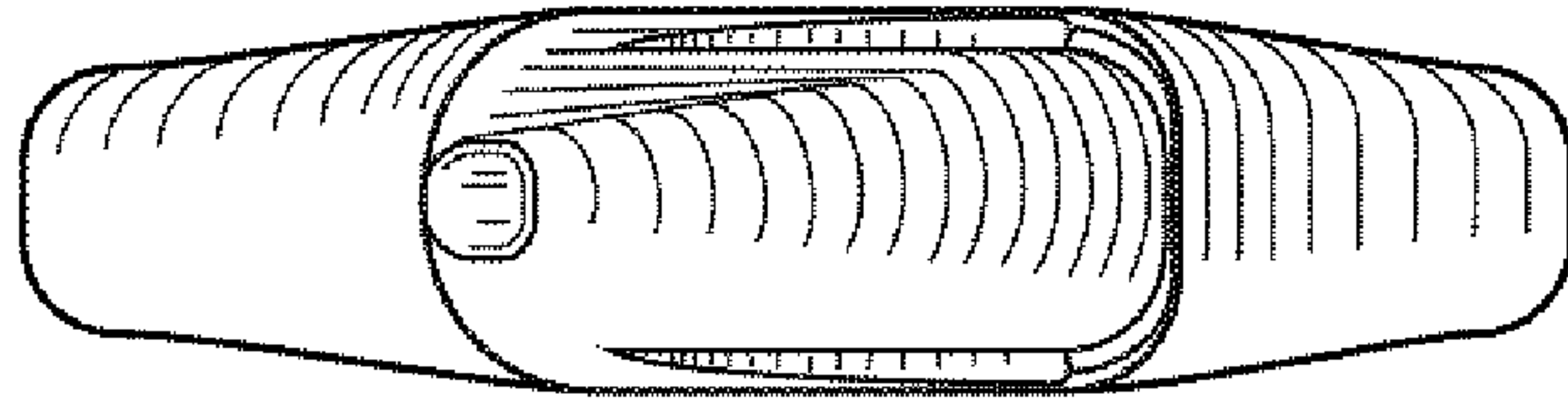


Fig. 6




Fig. 7