

US00D646018S

(12) **United States Design Patent**  
**Anderson**

(10) **Patent No.:** **US D646,018 S**

(45) **Date of Patent:** **\*\* Sep. 27, 2011**

(54) **WAND FOR RELAXING HAIR**

(76) Inventor: **Antonio Anderson**, Conyers, GA (US)

(\*\*) Term: **14 Years**

(21) Appl. No.: **29/384,410**

(22) Filed: **Jan. 31, 2011**

(51) **LOC (9) Cl.** ..... **28-02**

(52) **U.S. Cl.** ..... **D28/7; D4/135**

(58) **Field of Classification Search** ..... D28/7,  
D28/8, 20–22, 30–31, 76, 85, 99; 132/108,  
132/202, 208, 317.32; 401/202–207, 261–267;  
D4/132–135; D24/119; D7/361, 395, 688  
See application file for complete search history.

(56) **References Cited**

**U.S. PATENT DOCUMENTS**

D405,614 S *	2/1999	Geardino et al.	.....	D4/135
D407,526 S *	3/1999	Weiler et al.	.....	D28/7
6,092,535 A *	7/2000	Moore	.....	132/270
D505,269 S *	5/2005	Cheung	.....	D4/135
D521,243 S *	5/2006	Olsson et al.	.....	D4/118
D539,549 S *	4/2007	Kipry et al.	.....	D4/138
D614,407 S *	4/2010	Muhl et al.	.....	D4/135
D616,205 S *	5/2010	Rothman	.....	D4/135

D634,935 S \* 3/2011 Kobke ..... D4/116  
\* cited by examiner

*Primary Examiner* — Zenia Bennett

(74) *Attorney, Agent, or Firm* — Laurence P. Colton; Smith  
Risley Tempel Santos LLC

(57) **CLAIM**

The ornamental design for a wand for relaxing hair, as shown  
and described.

**DESCRIPTION**

FIG. 1 is a perspective view of the wand for relaxing hair of  
the present design.

FIG. 2 is a left side view of the wand for relaxing hair of the  
present design.

FIG. 3 is a right side view of the wand for relaxing hair of the  
present design.

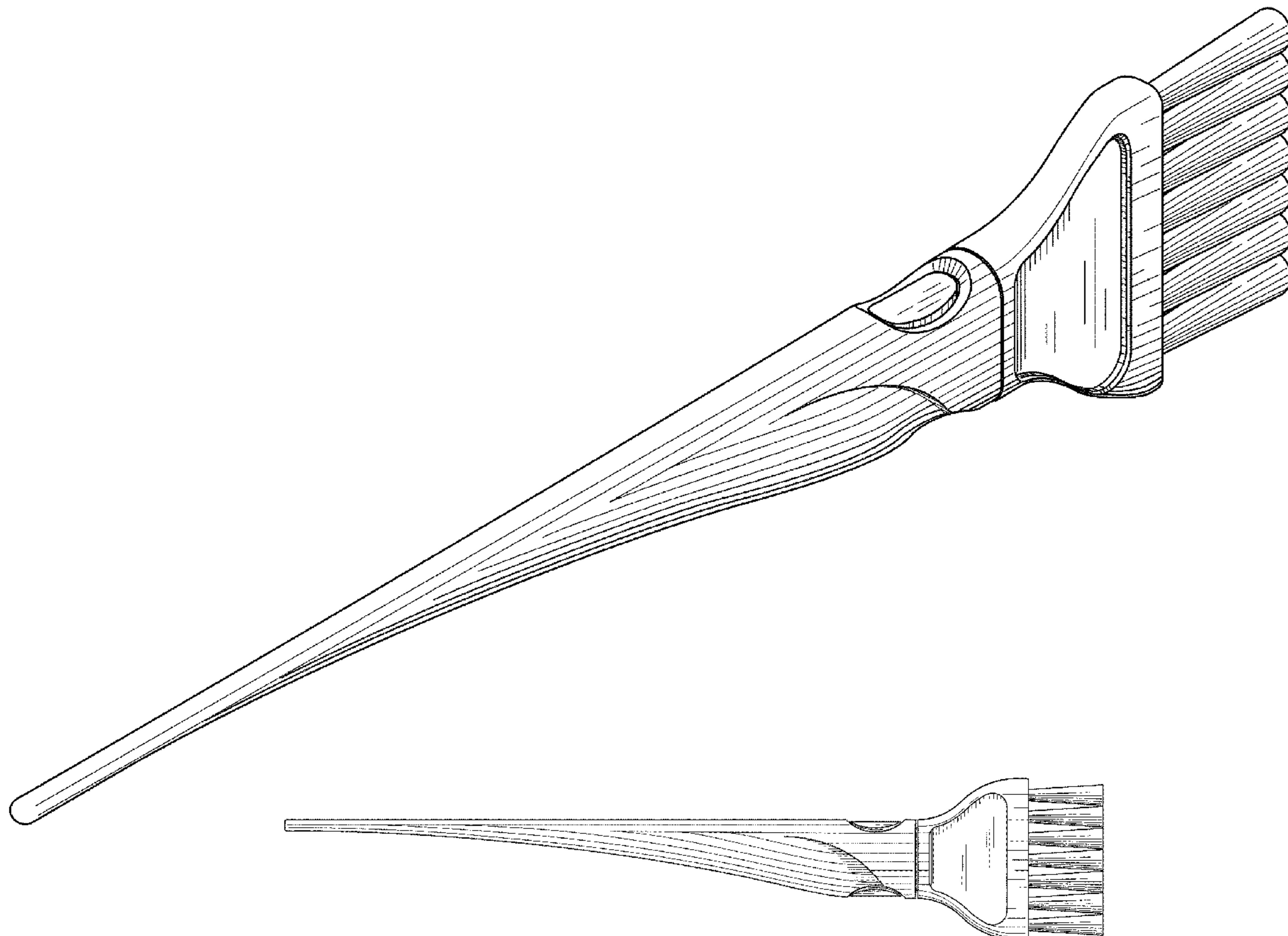
FIG. 4 is a front view of the wand for relaxing hair of the  
present design.

FIG. 5 is a rear view of the wand for relaxing hair of the  
present design.

FIG. 6 is a top view of the wand for relaxing hair of the present  
design; and,

FIG. 7 is a bottom view of the wand for relaxing hair of the  
present design.

**1 Claim, 6 Drawing Sheets**



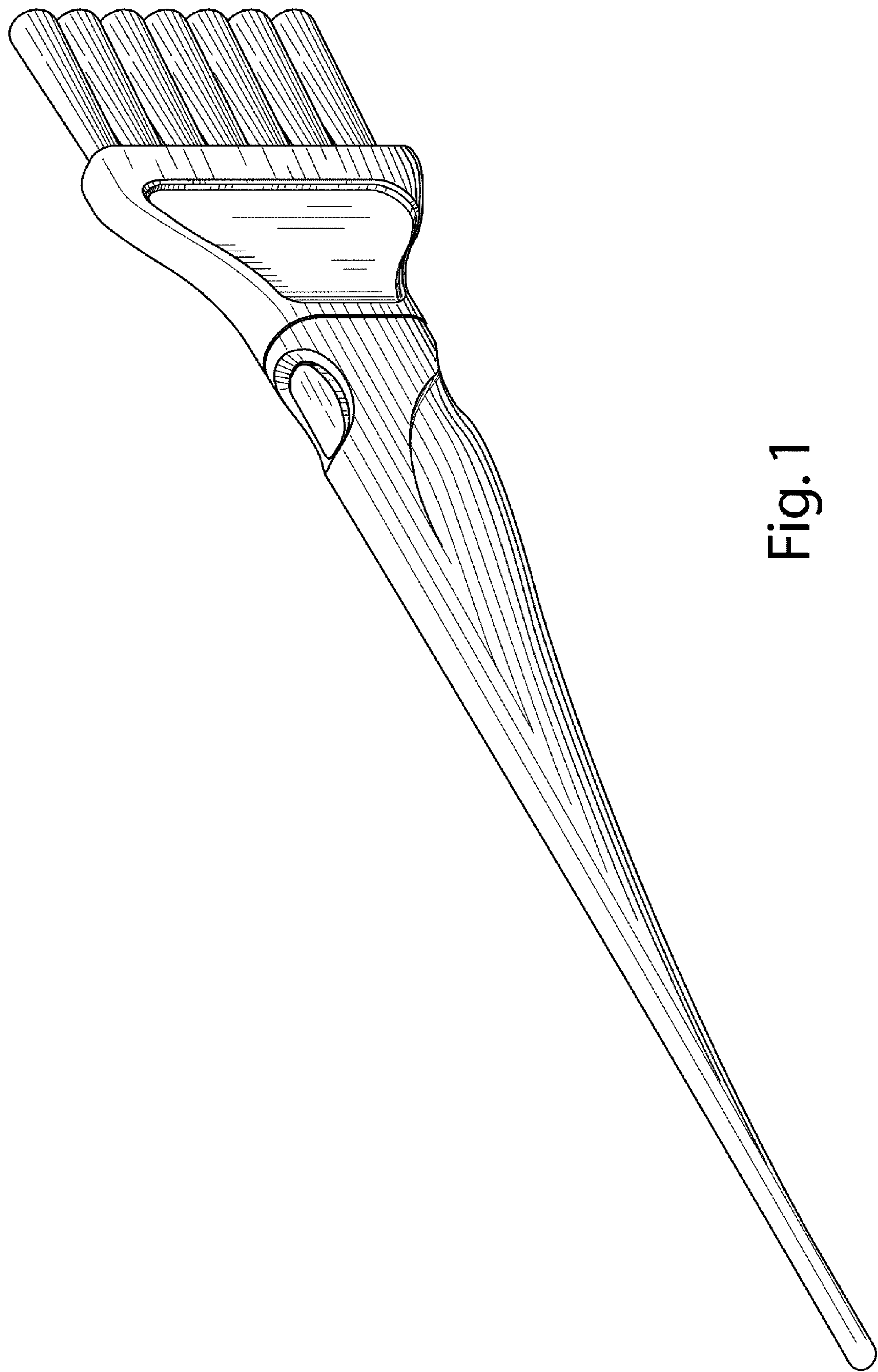


Fig. 1

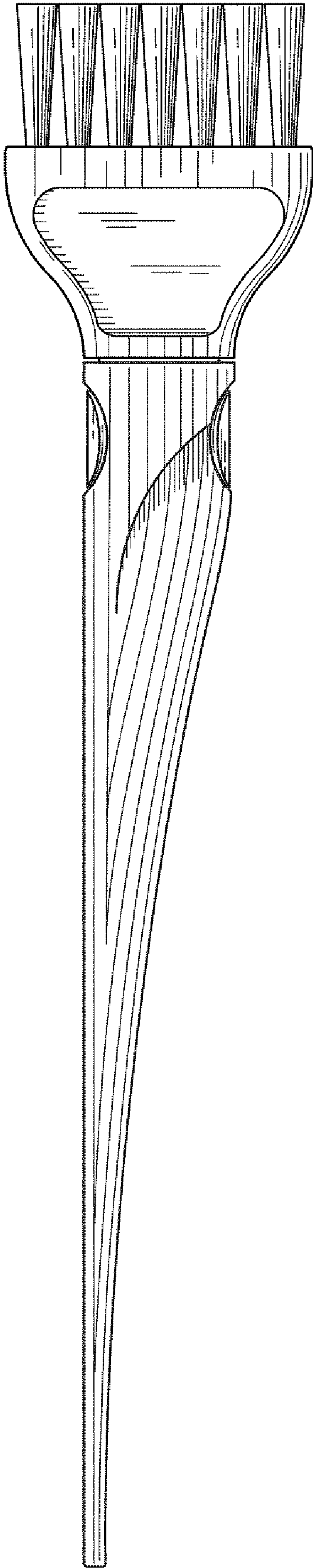


Fig. 2

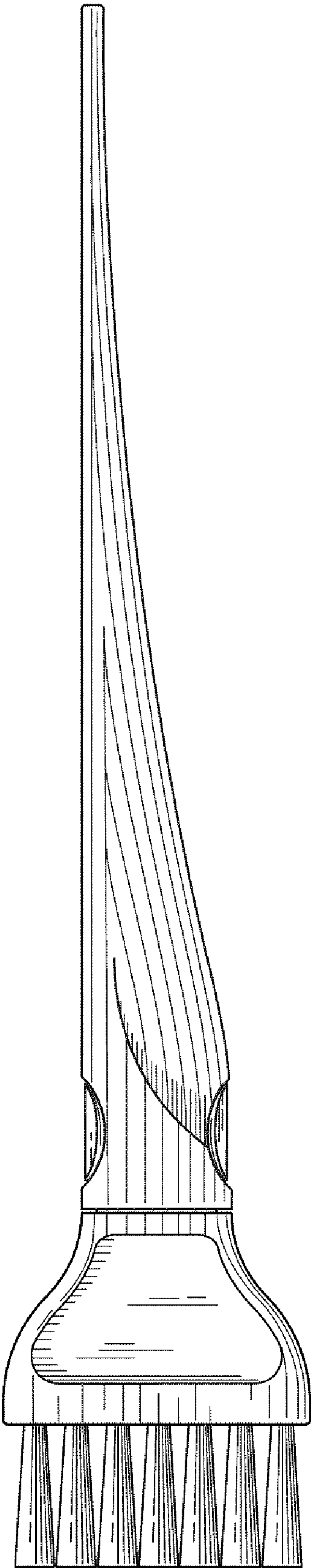


Fig. 3




Fig. 4



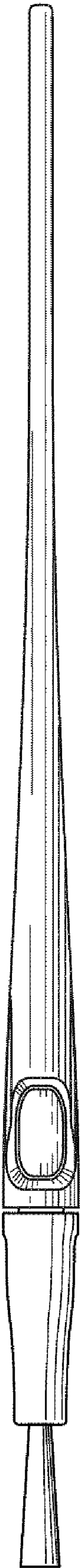


Fig. 5

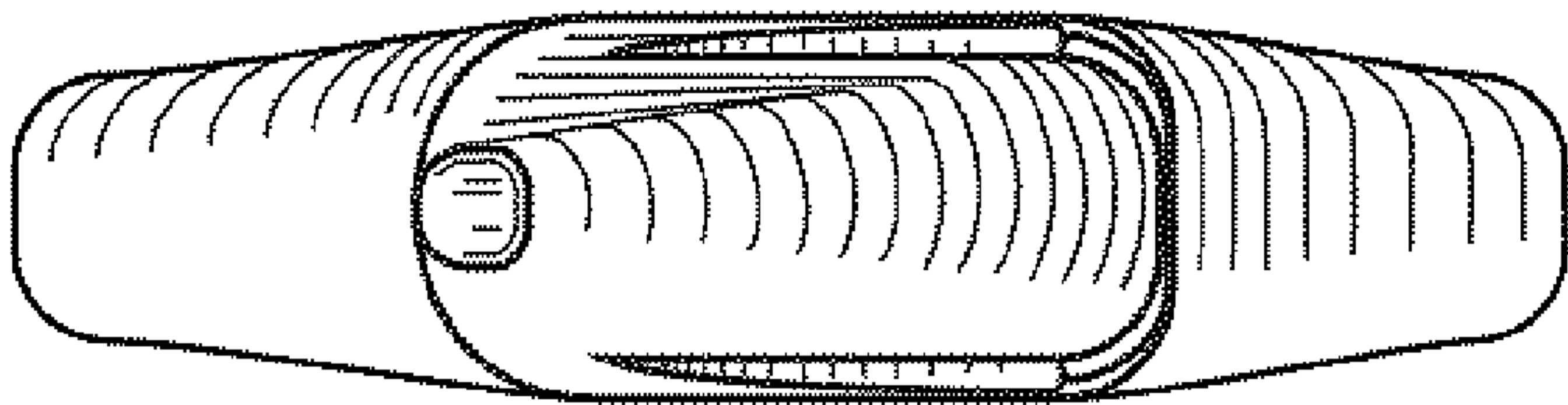


Fig. 6



Fig. 7