



US00D646015S

(12) **United States Design Patent**
Chiang et al.

(10) **Patent No.:** **US D646,015 S**

(45) **Date of Patent:** **** Sep. 27, 2011**

(54) **LIGHT EMITTING DIODE LAMP**

FOREIGN PATENT DOCUMENTS

(75) Inventors: **Jen-Ta Chiang**, Taipei (TW); **Chia-Hao Liang**, Taipei (TW); **Hsin-Chang Tsai**, Taipei (TW)

CN 1684278 10/2005
(Continued)

(73) Assignee: **Everlight Electronics Co., Ltd.**, Taipei (TW)

OTHER PUBLICATIONS

“Notice of Allowance of Taiwan Counterpart Application”, issued on Nov. 18, 2010, p1-p4, in which the listed references were cited.

(**) Term: **14 Years**

(Continued)

(21) Appl. No.: **29/362,093**

Primary Examiner — Clare E Heflin

(22) Filed: **May 20, 2010**

(74) *Attorney, Agent, or Firm* — Jianq Chyun IP Office

(30) **Foreign Application Priority Data**

(57) **CLAIM**

The ornamental design for a lighting emitting diode lamp, as shown and described.

Nov. 20, 2009 (TW) 98305548

DESCRIPTION

(51) **LOC (9) Cl.** **26-99**

(52) **U.S. Cl.** **D26/122**

(58) **Field of Classification Search** D26/72,
D26/80, 120–122; 362/148, 240, 241, 247,
362/249, 330, 331, 545, 800

See application file for complete search history.

FIG. 1 is a perspective view of an embodiment of a lighting emitting diode lamp showing our new design.

FIG. 2 is a front view thereof.

FIG. 3 is a rear view thereof.

FIG. 4 is a left side view thereof.

FIG. 5 is a right side view thereof.

FIG. 6 is a top view thereof.

FIG. 7 is a bottom view thereof.

FIG. 8 is a cross-sectional view taken alone line 8-8.

FIG. 9 is a cross-sectional view taken alone line 9-9.

FIG. 10 is another perspective view thereof.

FIG. 11 is perspective view of another embodiment of the lighting emitting diode lamp showing our new design.

FIG. 12 is a front view thereof.

FIG. 13 is a rear view thereof.

FIG. 14 is a left side view thereof.

FIG. 15 is a right side view thereof.

FIG. 16 is a top view thereof.

FIG. 17 is a bottom view thereof.

FIG. 18 is a cross-sectional view taken alone line 18-18; and,

FIG. 19 is a cross-sectional view taken alone line 19-19.

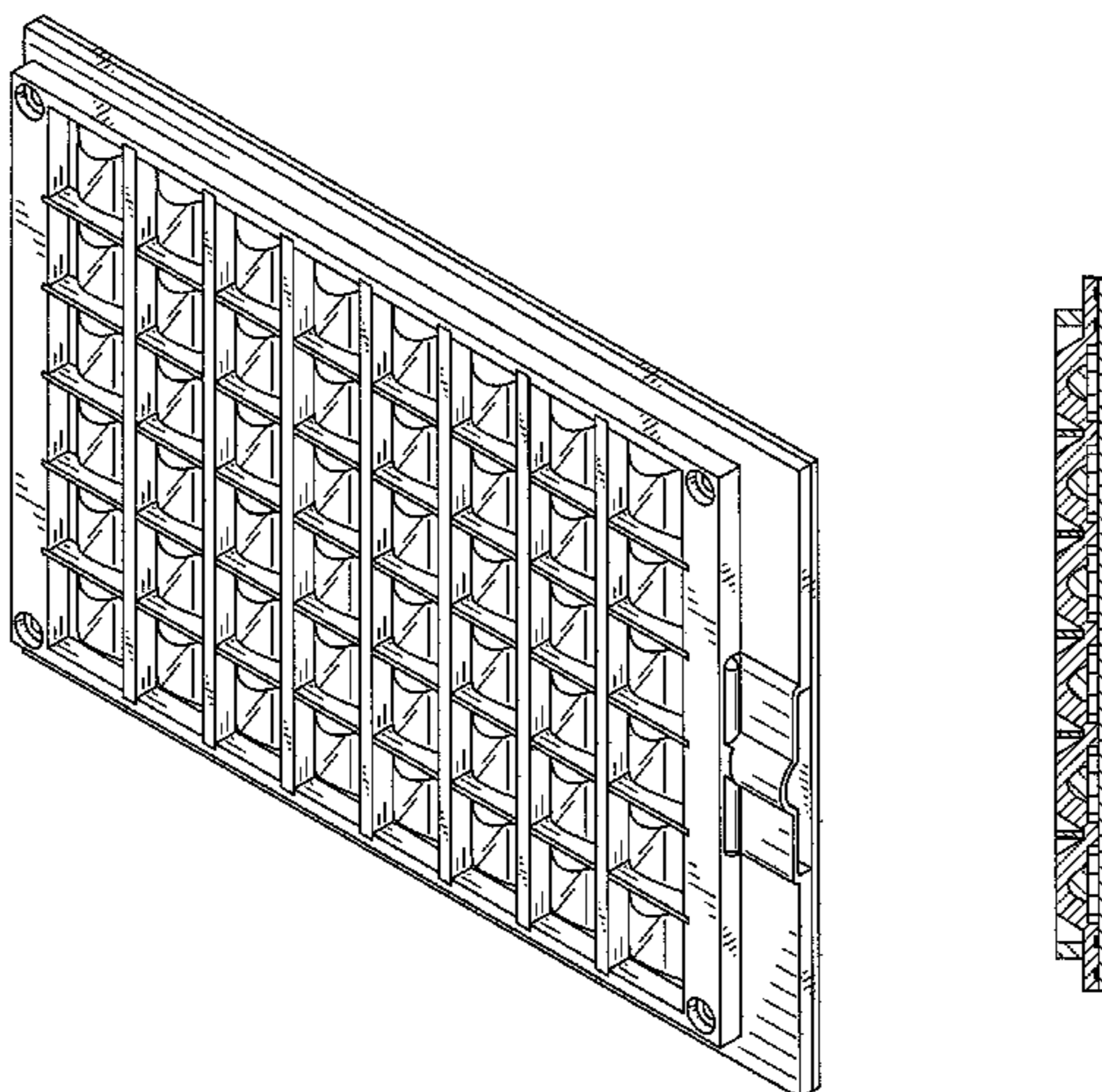
(56) **References Cited**

U.S. PATENT DOCUMENTS

D173,157	S *	10/1954	Hurley	D26/122
2,736,097	A *	2/1956	Coleman	D26/120
2,913,576	A *	11/1959	Gilleard	362/354
D209,534	S *	12/1967	Eisenberg	D26/121
3,780,286	A *	12/1973	Alexieff et al.	362/235
4,935,665	A	6/1990	Murata		
D329,102	S	9/1992	Dieperink		
D334,077	S	3/1993	Dieperink et al.		
D365,409	S *	12/1995	Lu	D26/77
5,836,676	A	11/1998	Ando et al.		
D486,262	S	2/2004	Chen		
D517,725	S *	3/2006	Egawa et al.	D26/122
7,360,923	B2 *	4/2008	Weber-Rabsilber et al.	..	362/241
D606,703	S *	12/2009	Sugishita et al.	D26/120

(Continued)

1 Claim, 15 Drawing Sheets



US D646,015 S

Page 2

U.S. PATENT DOCUMENTS

7,659,552	B2	2/2010	Chang	
D615,240	S *	5/2010	Sugishita et al.	D26/121
D618,384	S *	6/2010	Chen et al.	D26/120
D619,752	S *	7/2010	Zhang	D26/120
7,841,750	B2	11/2010	Wilcox et al.	
2002/0060316	A1	5/2002	Matsuyama	
2006/0007553	A1	1/2006	Bogner et al.	
2006/0124953	A1	6/2006	Negley et al.	
2007/0019409	A1	1/2007	Nawashiro et al.	
2007/0114551	A1	5/2007	Kawaguchi et al.	

FOREIGN PATENT DOCUMENTS

CN	1698202	11/2005
CN	101408286	4/2009
CN	201368346	12/2009
DE	19623881	12/1997
EP	0976589	2/2000
EP	1045453	10/2000
JP	D1081523	7/2000
JP	2006-156662	6/2006
KR	100742095	7/2007
TW	236537	12/1994

TW	236538	12/1994
TW	552069	9/2003
TW	I241040	10/2005
TW	I246576	1/2006
TW	M349984	2/2009
TW	M352632	3/2009
TW	M358259	6/2009
TW	D129620	7/2009
WO	2006089450	8/2006

OTHER PUBLICATIONS

“1st Office Action of U.S. Co-pending Application”, issued on Jan. 20, 2011, p1-p15, in which the listed references were cited.

“Search Report of Europe Counterpart Application of co-pending Application” issued on Jul. 15, 2010, p. 1-p. 8, in which the listed references were cited.

“Search Report of Europe counterpart application of co-pending applicaion” issued on May 6, 2010, p. 1-p. 7, in which the listed references were cited.

“Final Office Action of U.S. co-pending application” issued on Jul. 13, 2011, p1-p16.

* cited by examiner

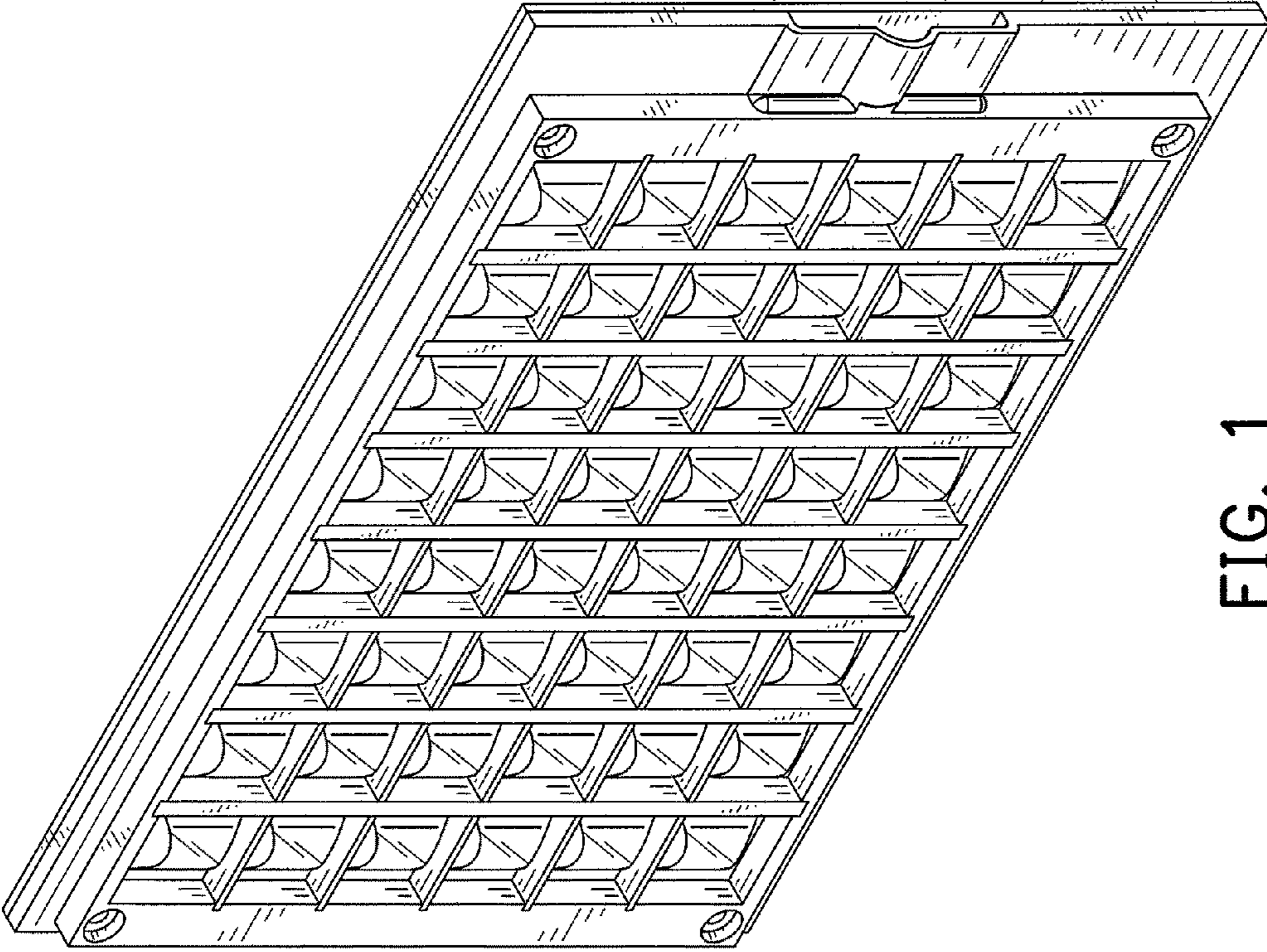


FIG. 1

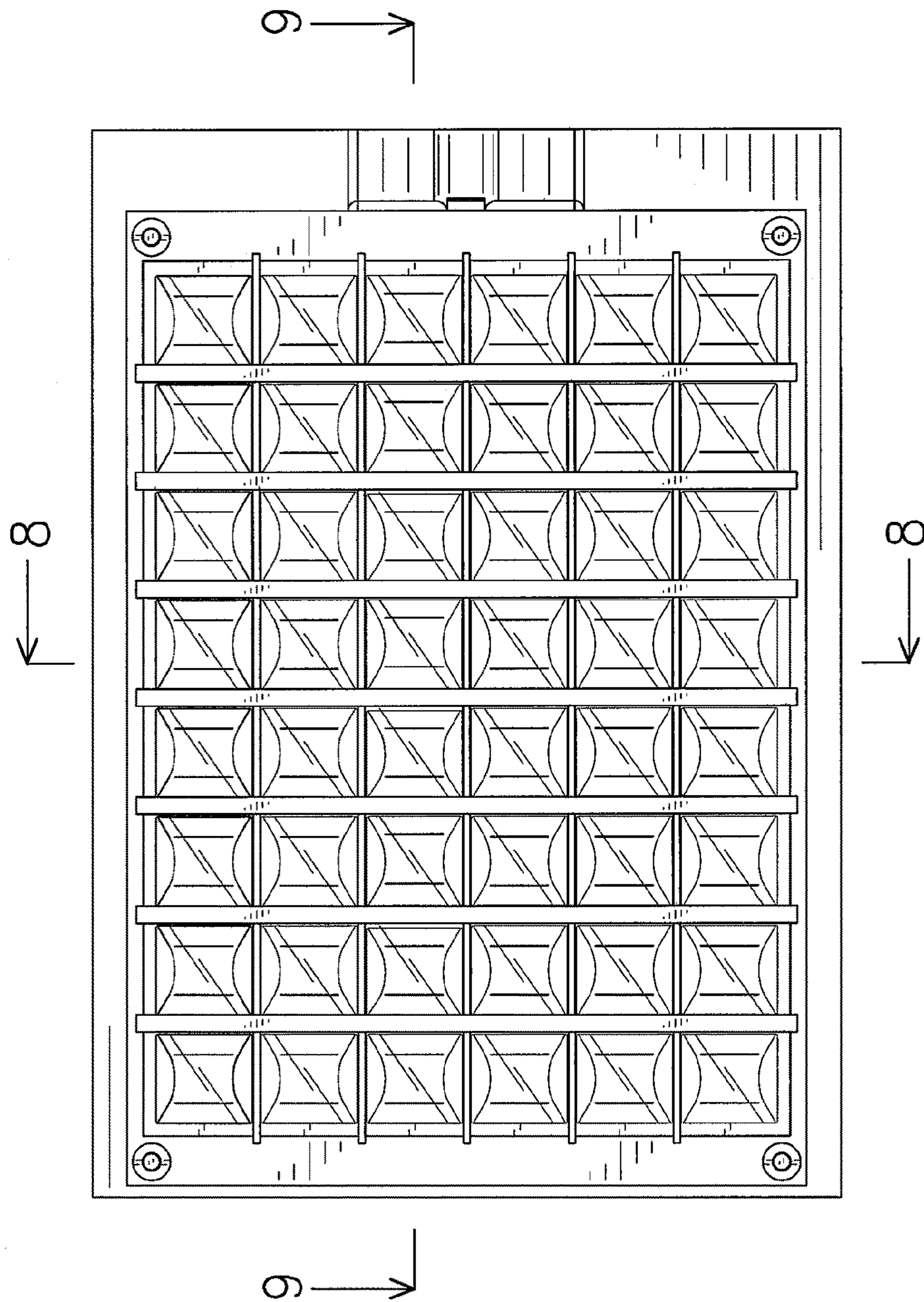


FIG. 2




FIG. 3

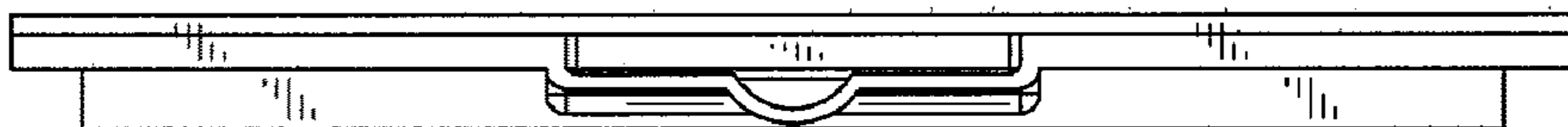


FIG. 5




FIG. 4



FIG. 6

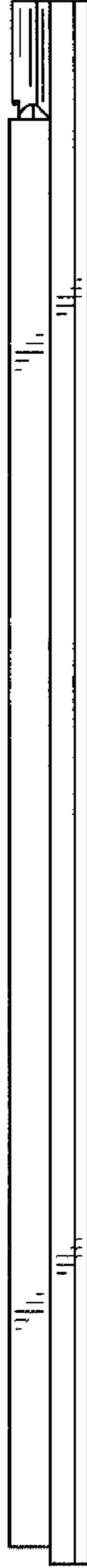


FIG. 7



FIG. 8

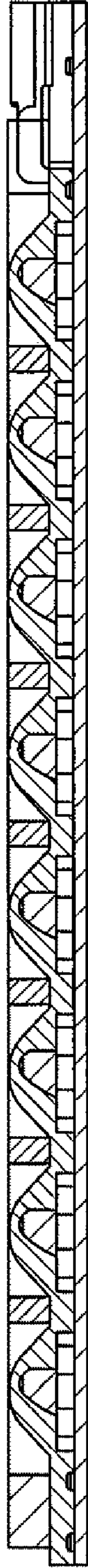


FIG. 9

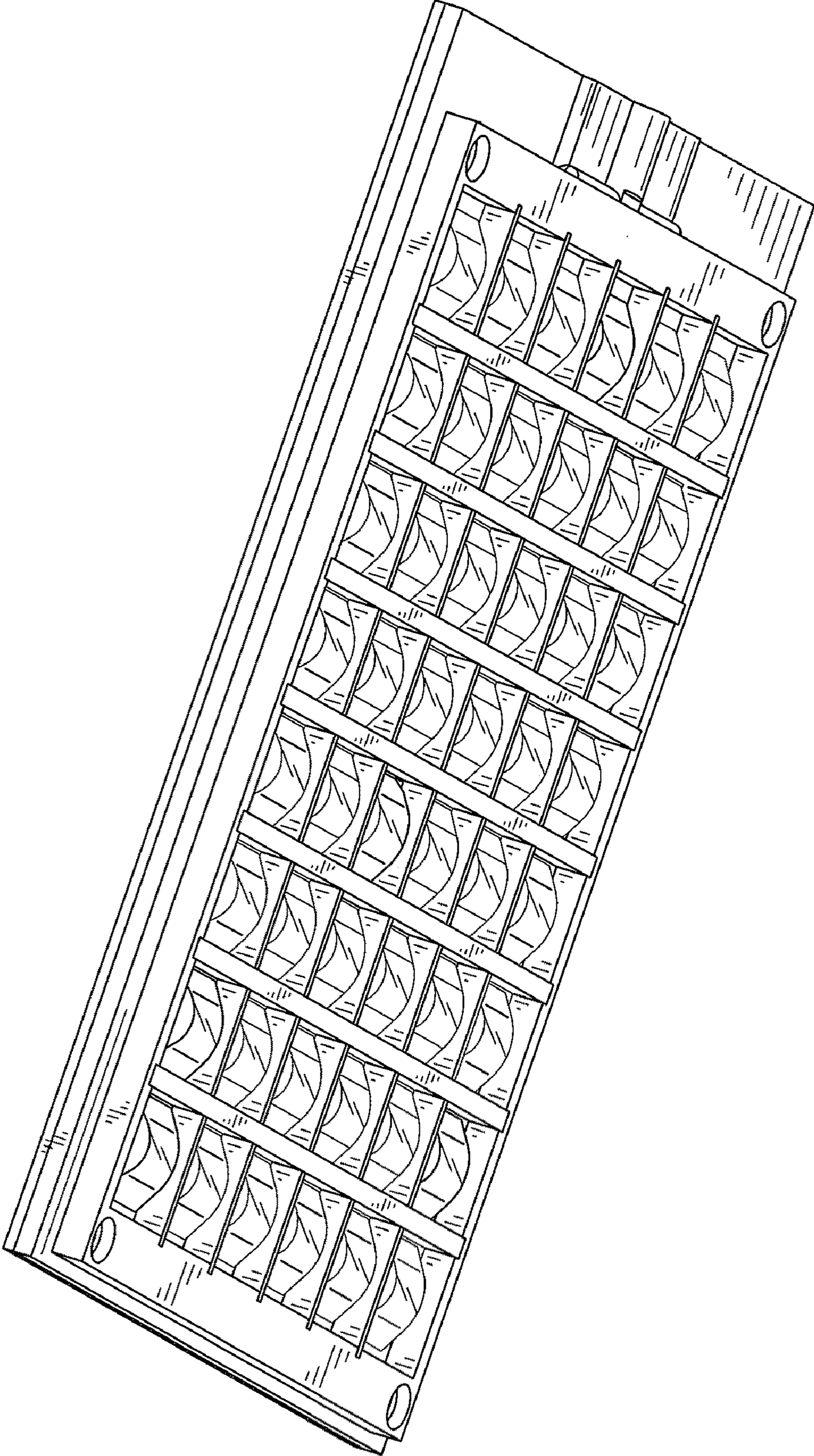


FIG. 10

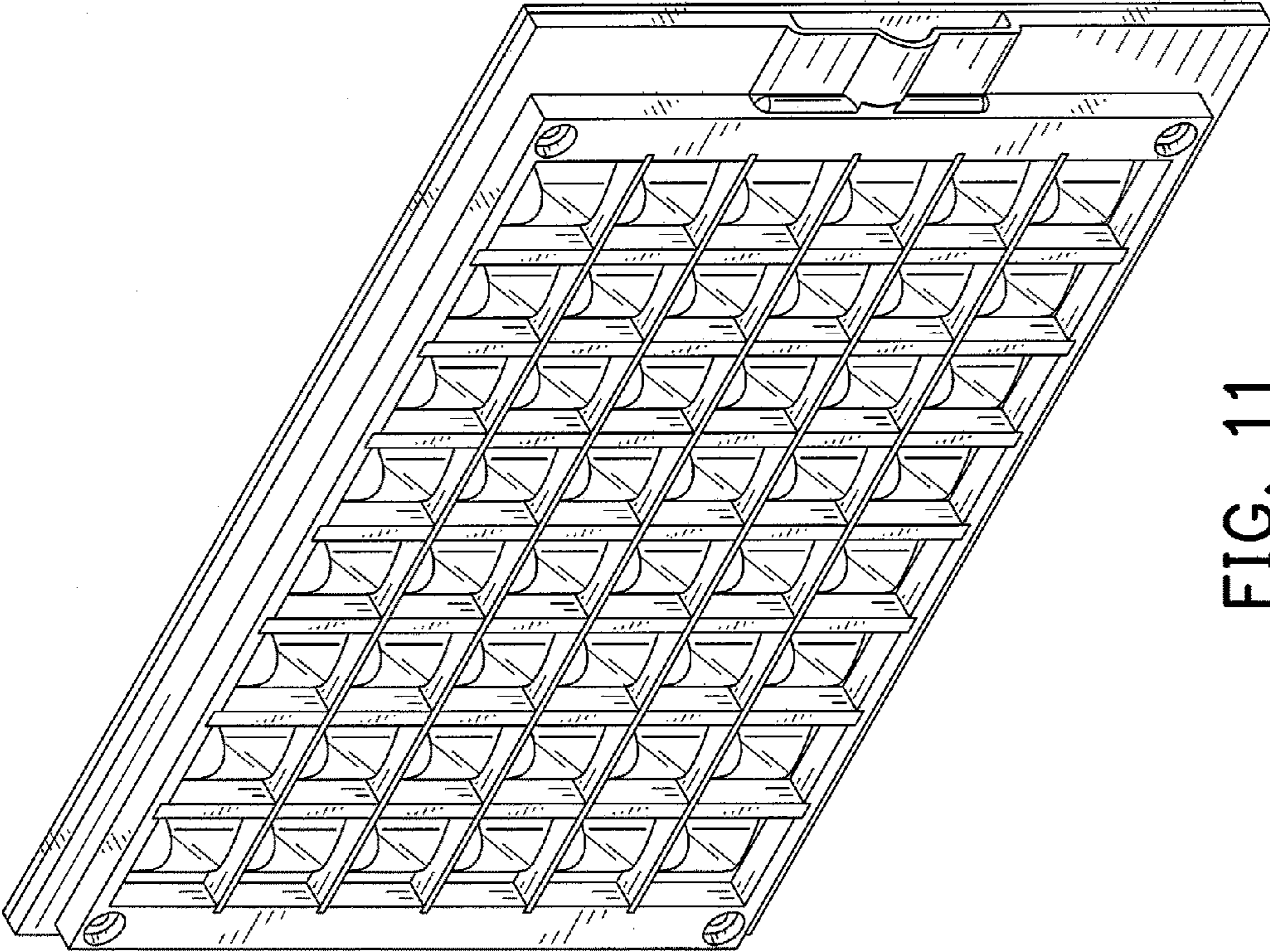


FIG. 11

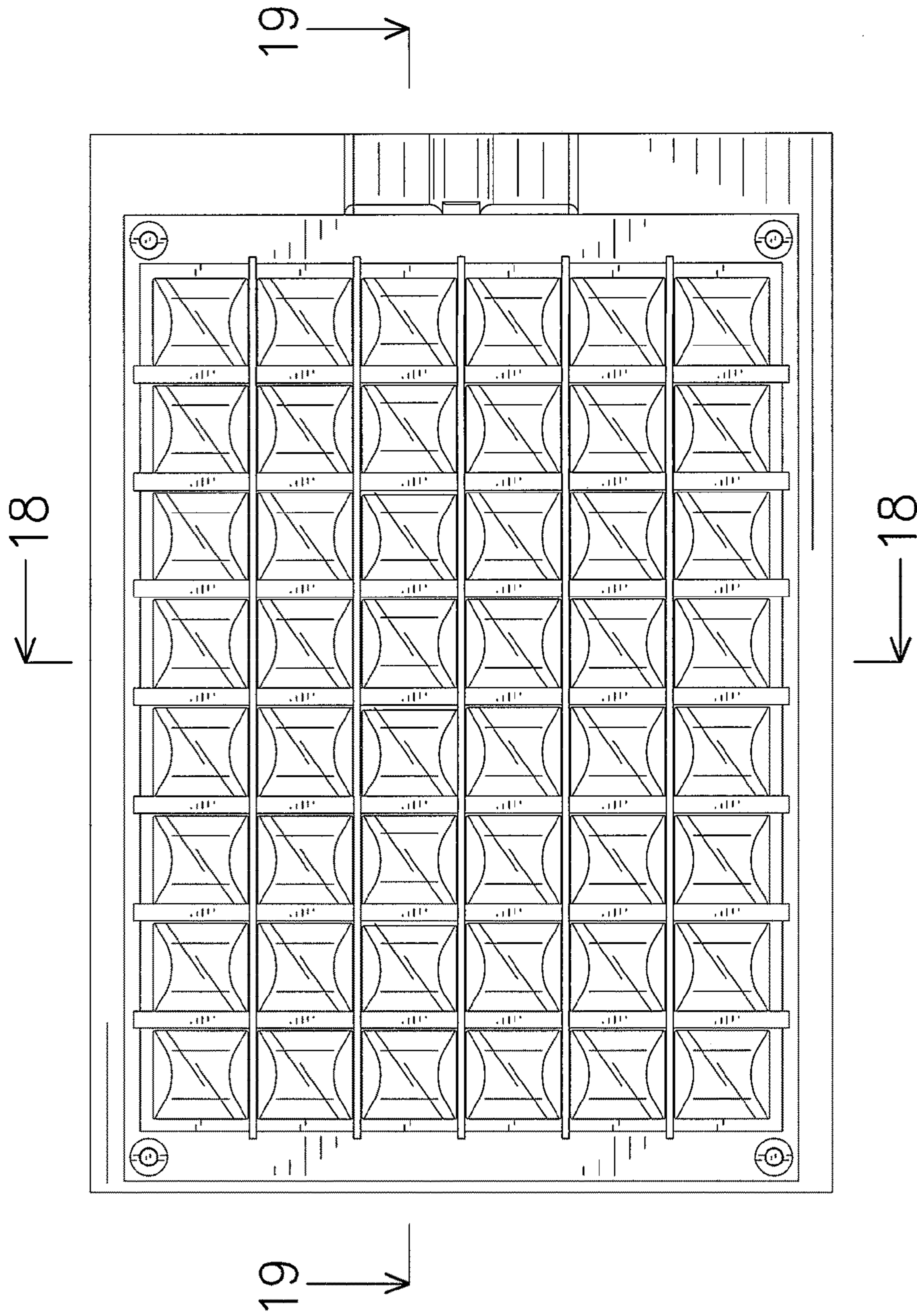


FIG. 12




FIG. 13


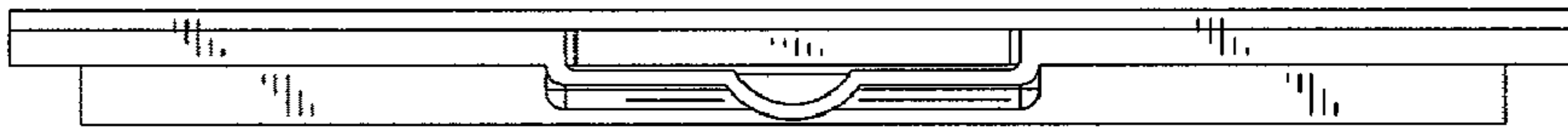


FIG. 15

FIG. 14



FIG. 16

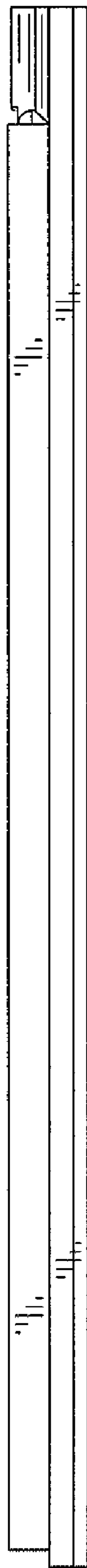


FIG. 17

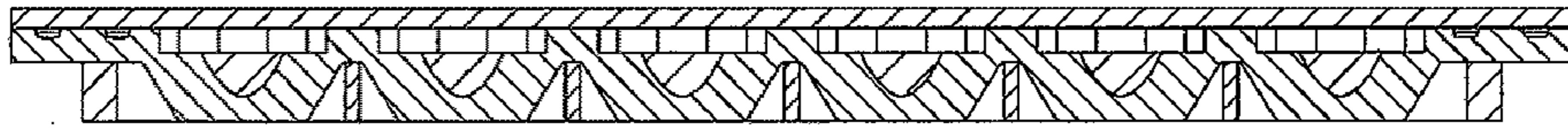


FIG. 18



FIG. 19