



US00D646006S

(12) **United States Design Patent**
Stolte et al.

(10) **Patent No.:** **US D646,006 S**
(45) **Date of Patent:** **** *Sep. 27, 2011**

(54) **VERTICAL OVAL WALL-MOUNTED NIGHTLIGHT**

(75) Inventors: **Brandon Stolte**, Lindenhurst, IL (US);
Dawn Grandsart, Chicago, IL (US)

(73) Assignee: **Kenall Manufacturing**, Gurnee, IL (US)

(*) Notice: This patent is subject to a terminal disclaimer.

(**) Term: **14 Years**

(21) Appl. No.: **29/361,559**

(22) Filed: **May 12, 2010**

(51) **LOC (9) Cl.** **26-05**

(52) **U.S. Cl.** **D26/26**

(58) **Field of Classification Search** D26/24,
D26/26, 37, 46, 72, 85, 87, 88, 89, 93, 104,
D26/113, 118, 1, 2, 3; D10/111, 114; D23/366,
D23/367, 368; D13/107, 108, 180, 182;
362/640, 641, 642, 643, 644, 652, 653, 655,
362/657, 249.02, 311.02, 800, 806, 555,
362/567, 116, 122, 123, 145, 147, 157, 183,
362/194, 195, 200

See application file for complete search history.

(56) **References Cited**

U.S. PATENT DOCUMENTS

D412,040 S *	7/1999	Hudak et al.	D26/87
D428,660 S *	7/2000	Yuen	D26/26
D457,667 S *	5/2002	Piepgas et al.	D26/26
D459,502 S *	6/2002	Chen	D26/26
D459,503 S *	6/2002	Chen	D26/26

D476,428 S *	6/2003	Stekelenburg	D26/26
D523,972 S *	6/2006	Chan	D26/26
D564,697 S *	3/2008	Akinrele et al.	D26/118
D569,030 S *	5/2008	Lee	D26/85
D612,522 S *	3/2010	Howard et al.	D26/26
D617,491 S *	6/2010	Dordoni	D26/85
D617,492 S *	6/2010	Dordoni	D26/85
2007/0242485 A1 *	10/2007	Chien	362/643

* cited by examiner

Primary Examiner — Angela J Lee

(74) *Attorney, Agent, or Firm* — Jansson Shupe & Munger Ltd.

(57) **CLAIM**

The ornamental design for a vertical oval wall-mounted nightlight, as shown and described.

DESCRIPTION

FIG. 1 is a perspective view of the vertical oval wall-mounted nightlight;

FIG. 2 is a right-side elevation of the vertical oval wall-mounted nightlight of FIG. 1, the mounting portion in the back of the nightlight being shown in phantom lines, a left-side elevation is a mirror image thereof;

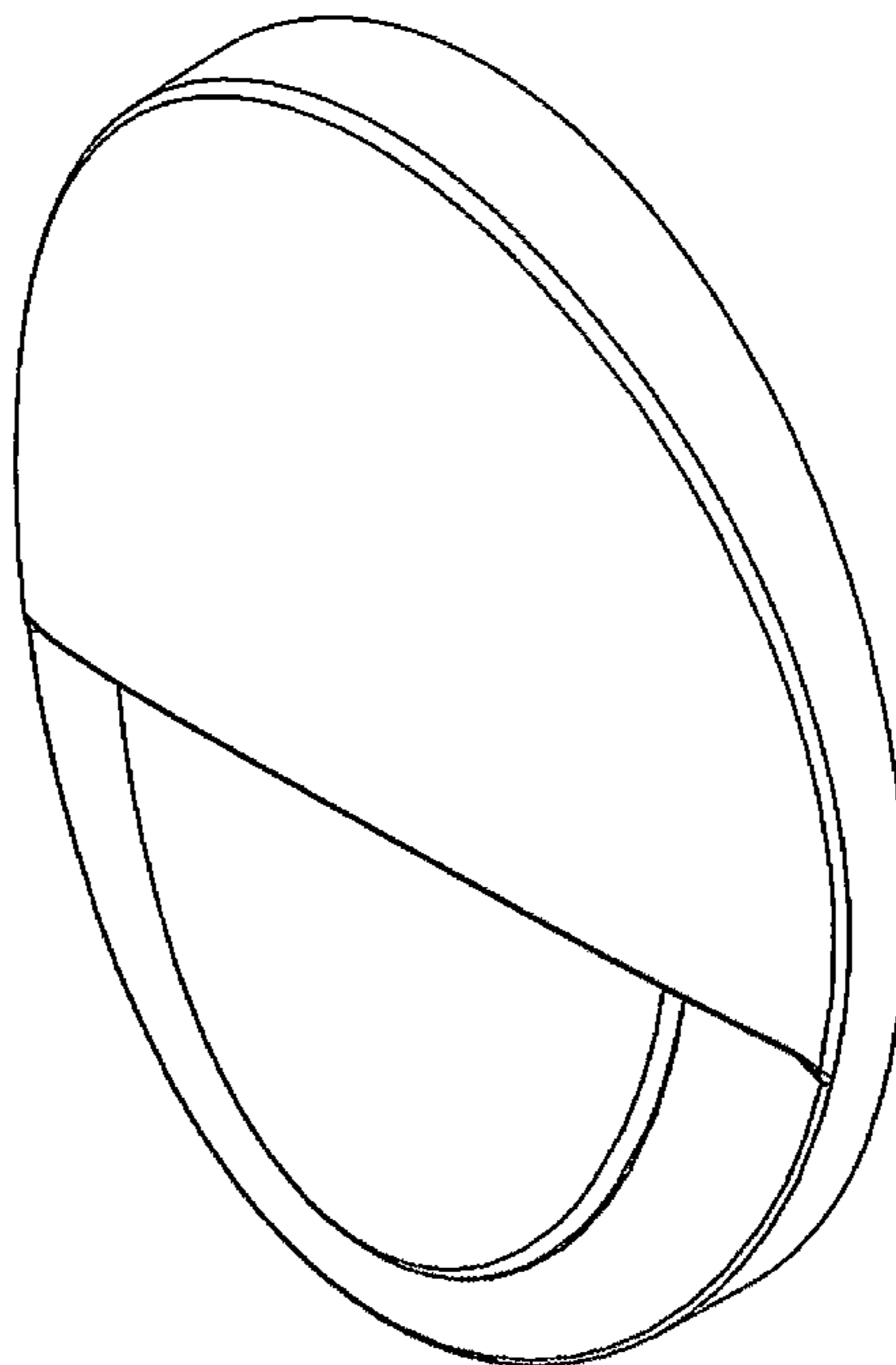
FIG. 3 is a bottom plan view of the vertical oval wall-mounted nightlight of FIG. 1, the mounting portion in the back and bottom of the nightlight being shown in phantom lines;

FIG. 4 is a top plan view of the vertical oval wall-mounted nightlight of FIG. 1, the mounting portion in the back of the nightlight being shown in phantom lines; and,

FIG. 5 is a front elevation of the vertical oval wall-mounted nightlight of FIG. 1.

The phantom lines illustrate environmental elements and form no part of the claimed design.

1 Claim, 2 Drawing Sheets



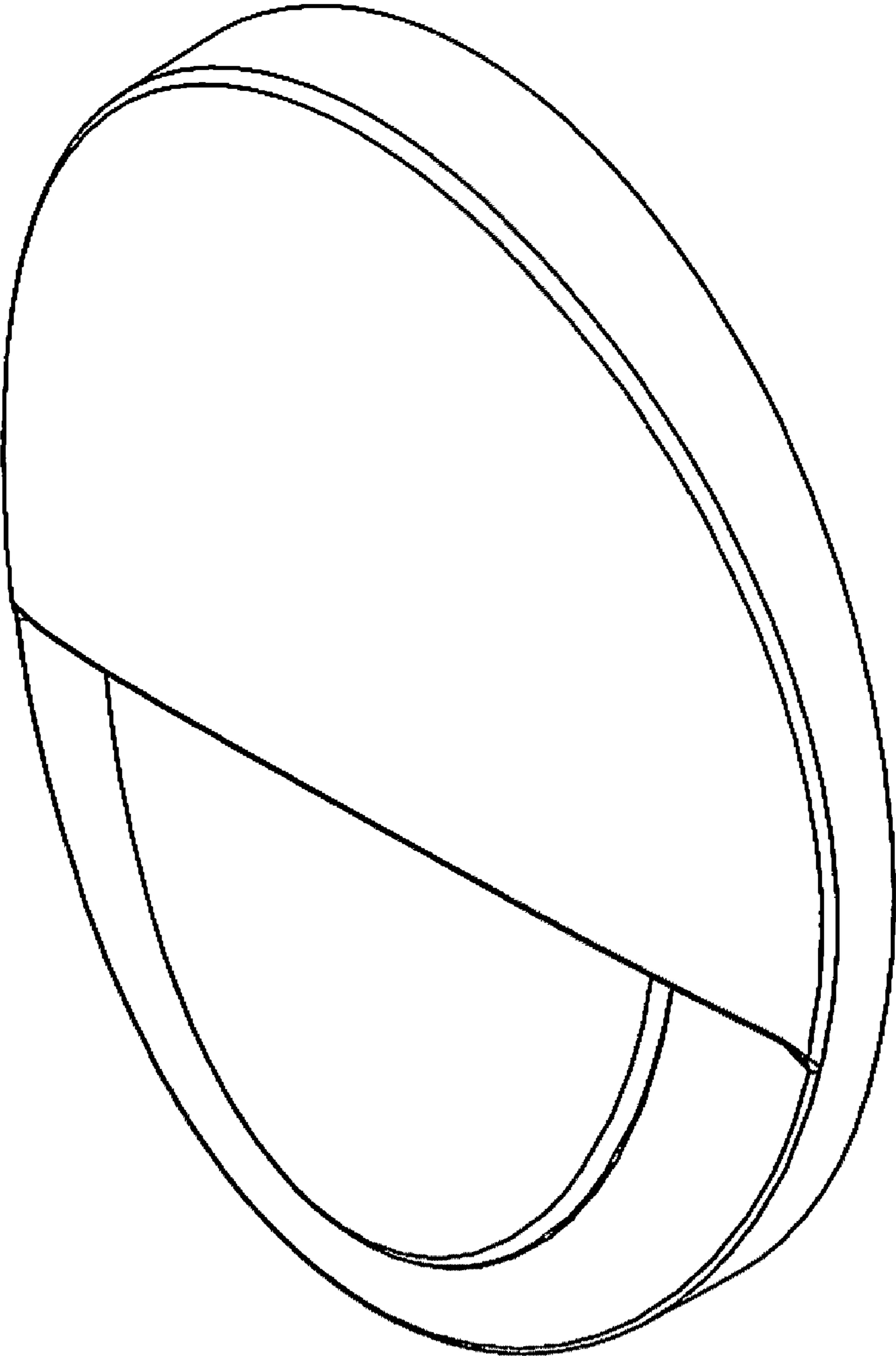


FIG. 1

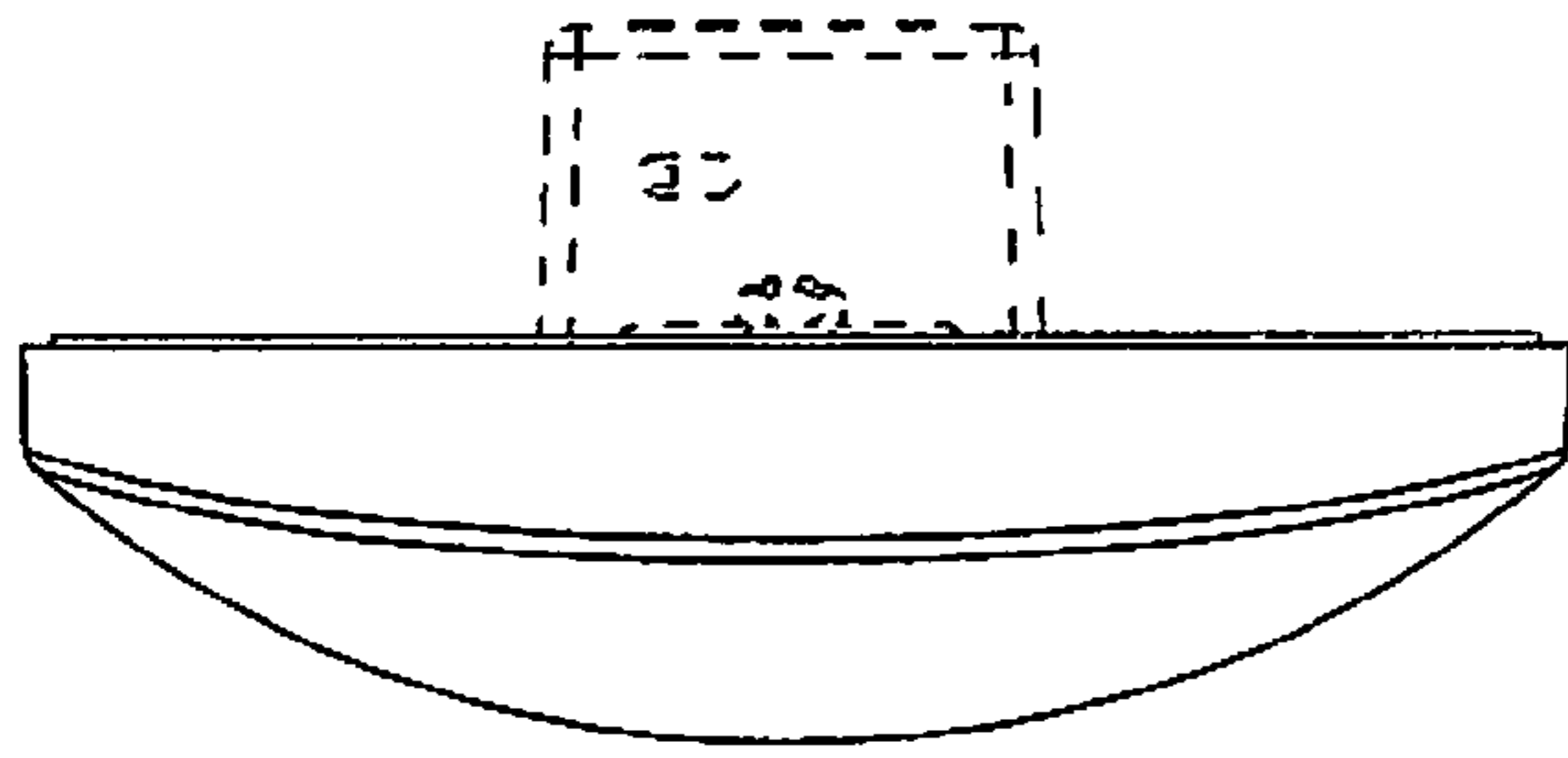


FIG. 4

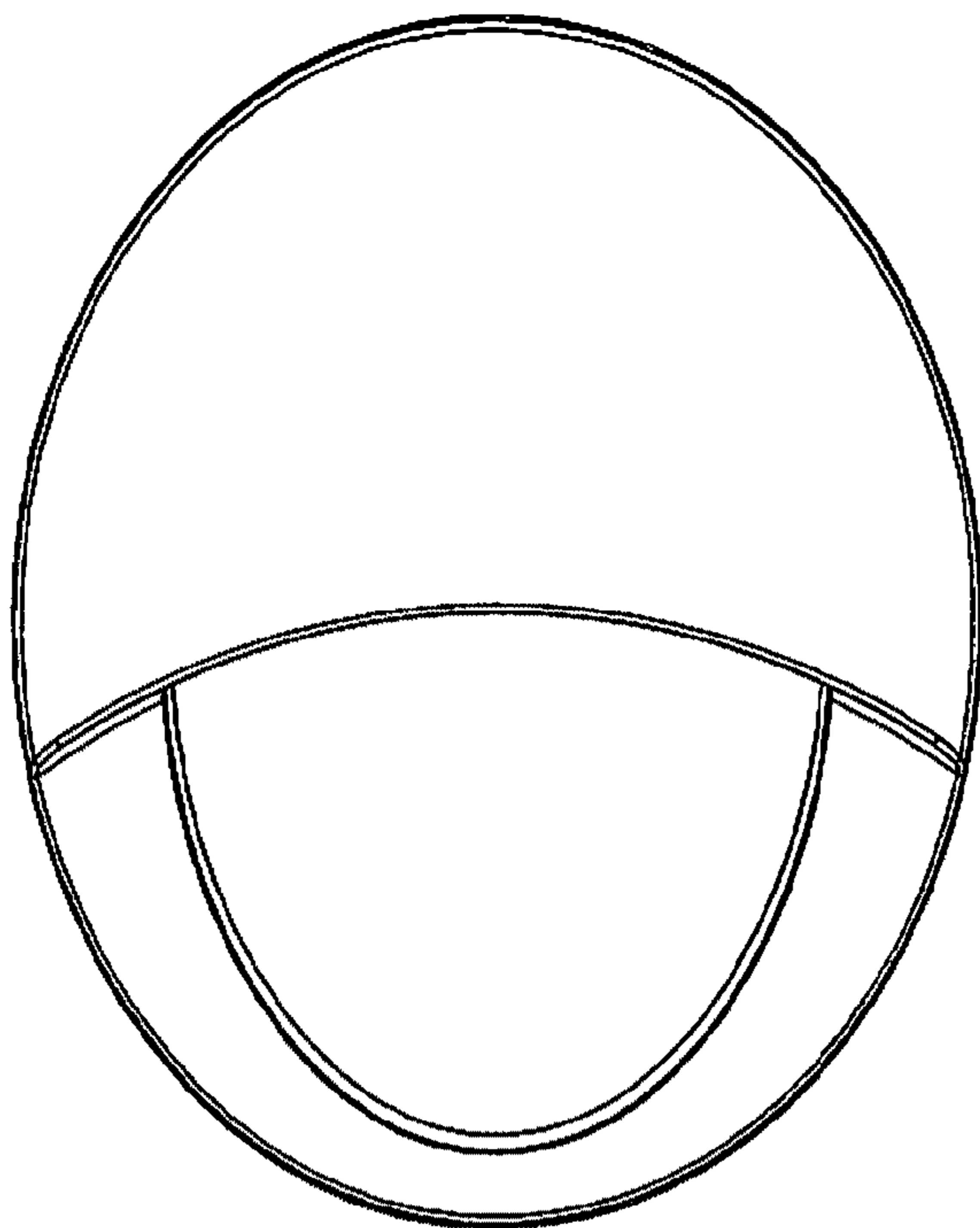


FIG. 5

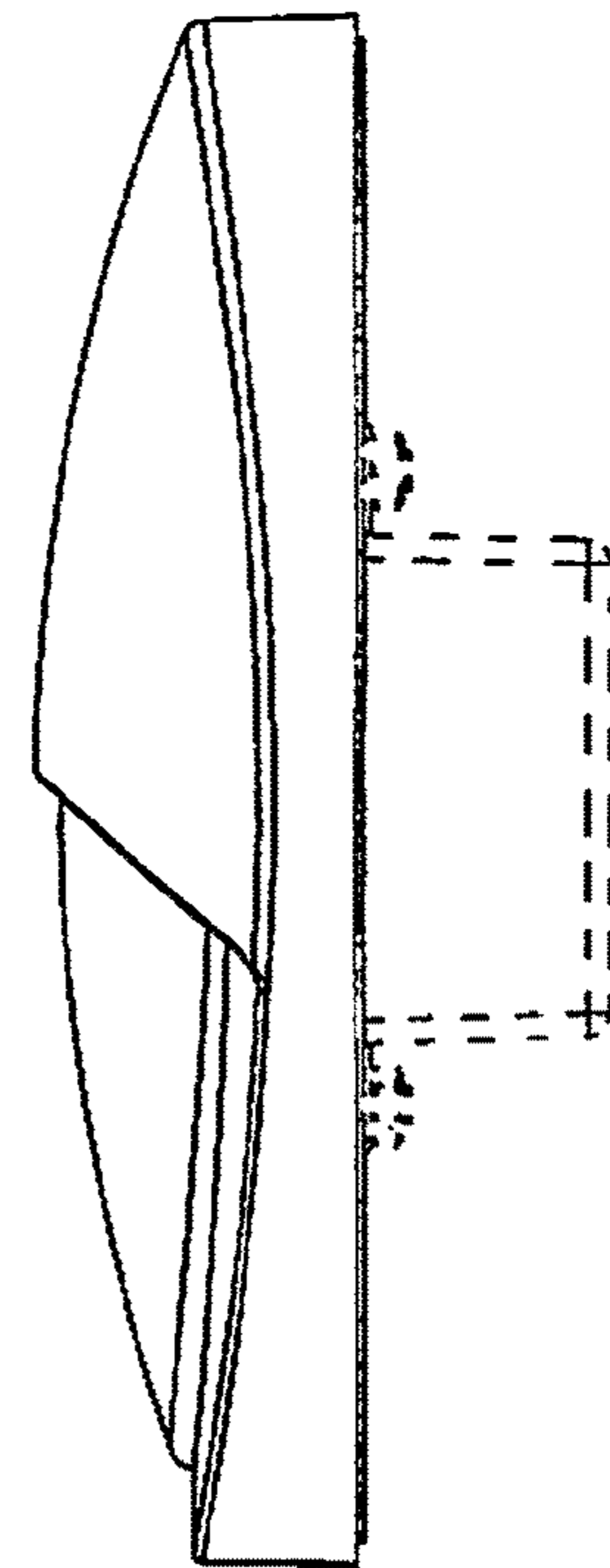


FIG. 2

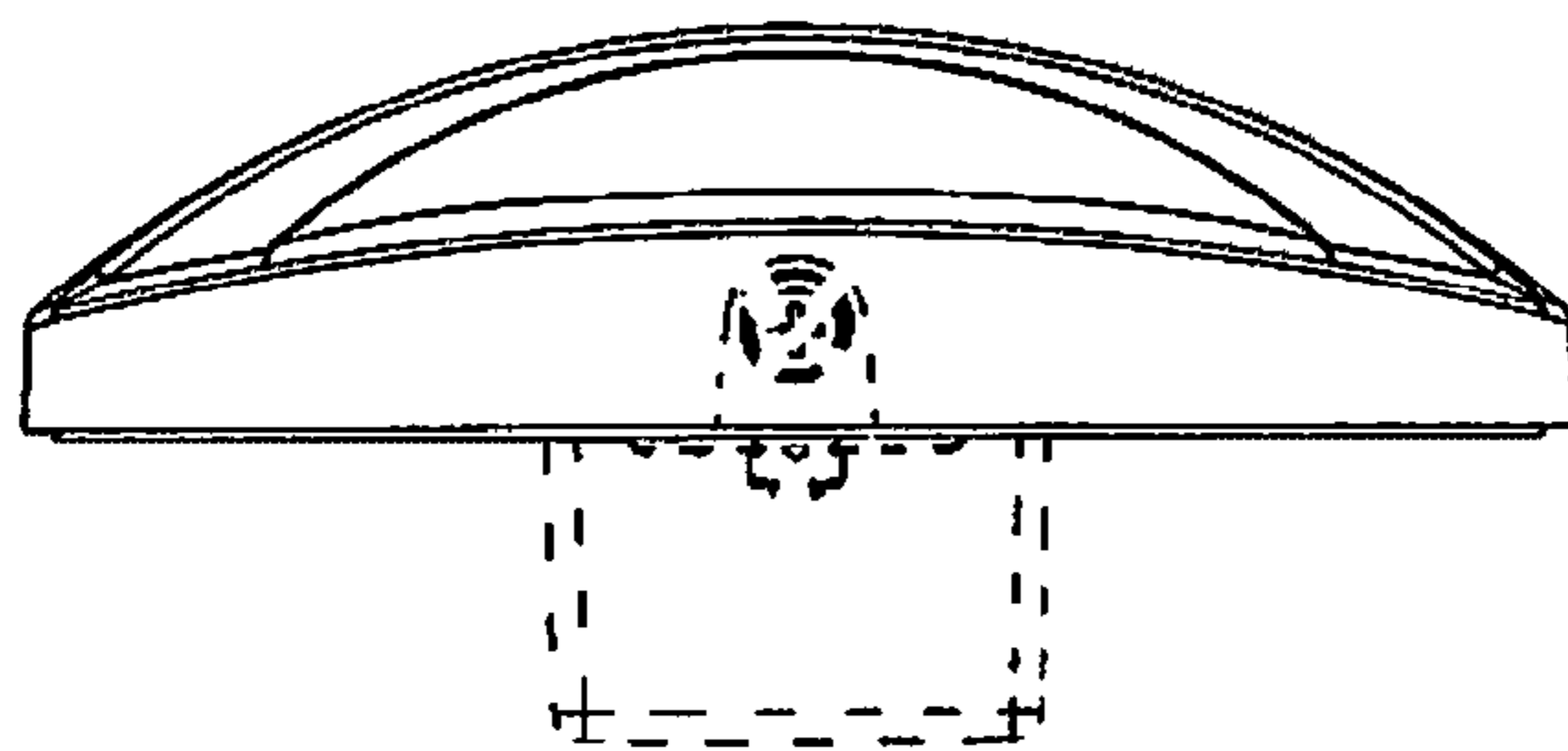


FIG. 3