



US00D645998S

(12) **United States Design Patent**
Wens

(10) **Patent No.:** **US D645,998 S**

(45) **Date of Patent:** **** Sep. 27, 2011**

(54) **CANDLES HOLDER**

(75) Inventor: **Roger M. Wens**, Snohomish, WA (US)

(73) Assignee: **TL Stackerz, LLC**, Snohomish, WA (US)

(**) Term: **14 Years**

(21) Appl. No.: **29/386,234**

(22) Filed: **Feb. 25, 2011**

(51) **LOC (9) Cl.** **26-01**

(52) **U.S. Cl.** **D26/13**

(58) **Field of Classification Search** D26/6-23,
D26/102; D11/117, 121, 125, 131; 362/448,
362/161, 159; 431/297, 295, 294, 293, 292;
D3/315, 316; D24/199, 224, 227, 232
See application file for complete search history.

(56) **References Cited**

U.S. PATENT DOCUMENTS

2,001,312	A	5/1935	O'Connell	
3,449,034	A *	6/1969	Sparks et al.	312/45
4,143,765	A *	3/1979	Moss, III	206/445
D303,863	S *	10/1989	Purifoy	D99/34
5,267,893	A *	12/1993	Mangigian	453/54
D353,083	S *	12/1994	Simon	D3/316
D415,295	S	10/1999	Kochis et al.	
6,241,513	B1	6/2001	Jeneral	
D485,045	S *	1/2004	Davis, Jr.	D99/34
D492,443	S *	6/2004	Smith et al.	D26/102
D516,232	S	2/2006	Hawass	
7,021,927	B1	4/2006	Gryzlak	
D524,954	S	7/2006	Hawass	
D526,760	S *	8/2006	Fraser	D99/34
D542,433	S	5/2007	Valentino	
D546,481	S	7/2007	Adams et al.	
7,244,041	B2	7/2007	Woog	
D567,993	S *	4/2008	Shiu	D26/102
D577,447	S	9/2008	Kubicek et al.	
D631,993	S	2/2011	Coelho et al.	

2002/0185410	A1	12/2002	Travis-Pence	
2004/0241603	A1	12/2004	Papai	
2008/0056958	A1 *	3/2008	Vijay et al.	422/104
2008/0070174	A1	3/2008	Moeller	
2009/0170046	A1	7/2009	Wooten	
2011/0014580	A1	1/2011	Theresa et al.	

FOREIGN PATENT DOCUMENTS

CA	2 598 608	A1	3/2009
WO	WO 2008/100707		8/2008
WO	WO 2009/077560		6/2009

OTHER PUBLICATIONS

U.S. Appl. No. 29/386,229, filed Feb. 25, 2011, Wens.
U.S. Appl. No. 29/386,231, filed Feb. 25, 2011, Wens.
U.S. Appl. No. 29/386,237, filed Feb. 25, 2011, Wens.

* cited by examiner

Primary Examiner — T. Chase Nelson

Assistant Examiner — Ania Dworzecka

(74) *Attorney, Agent, or Firm* — Kilpatrick Townsend & Stockton LLP

(57) **CLAIM**

The ornamental design for candles holder, as shown and described.

DESCRIPTION

FIG. 1 is a perspective view of a candles holder showing my new design;
FIG. 2 is a perspective view thereof, with the candles removed;
FIG. 3 is a front elevational view thereof;
FIG. 4 is a rear elevational view thereof;
FIG. 5 is a right side elevational view thereof;
FIG. 6 is a left side elevational view thereof; and,
FIG. 7 is a top plan view thereof.
The broken line showing is for illustrative purposes only and forms no part of the claimed design.

1 Claim, 2 Drawing Sheets




FIG. 1




FIG. 2

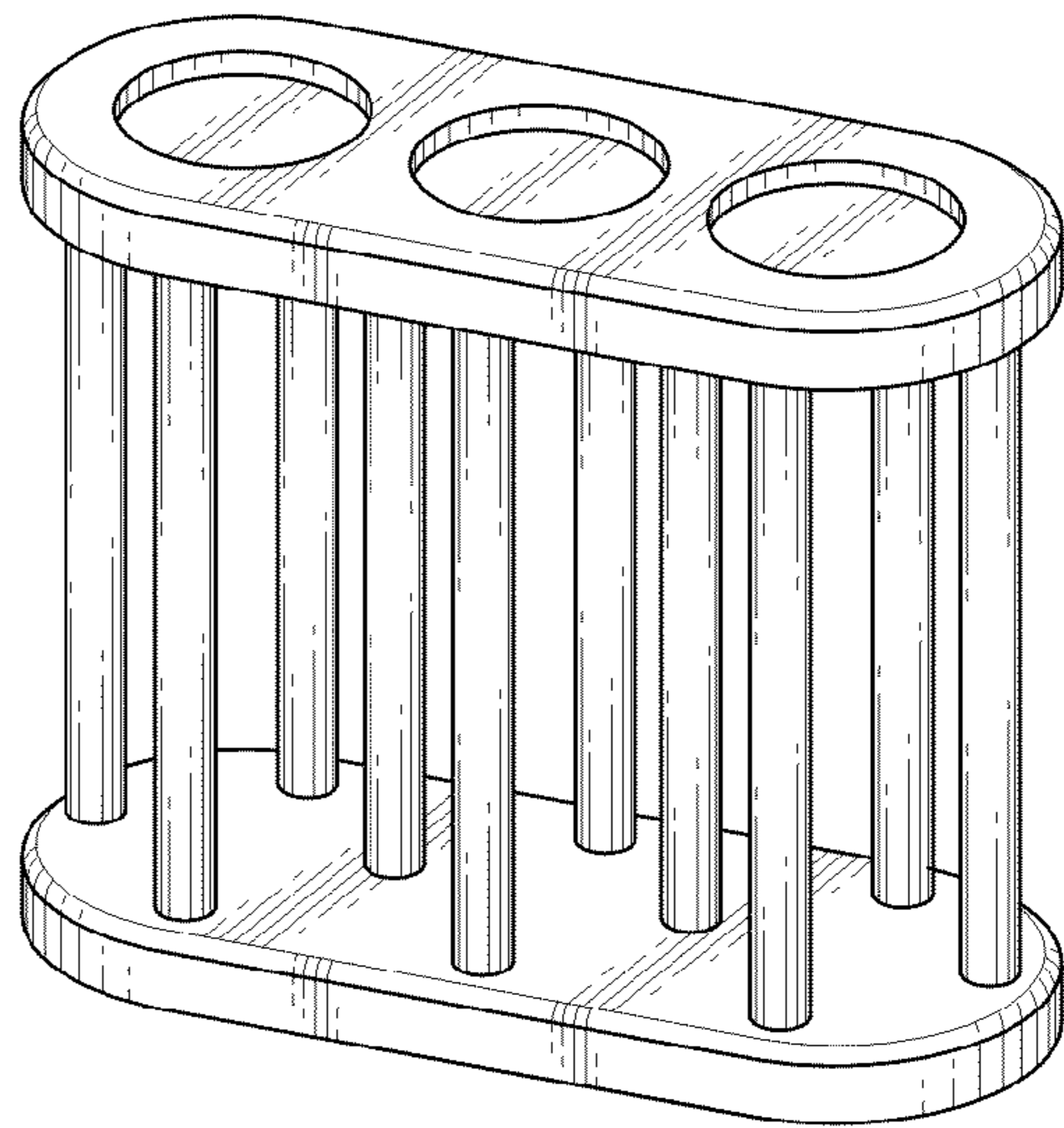


FIG. 3

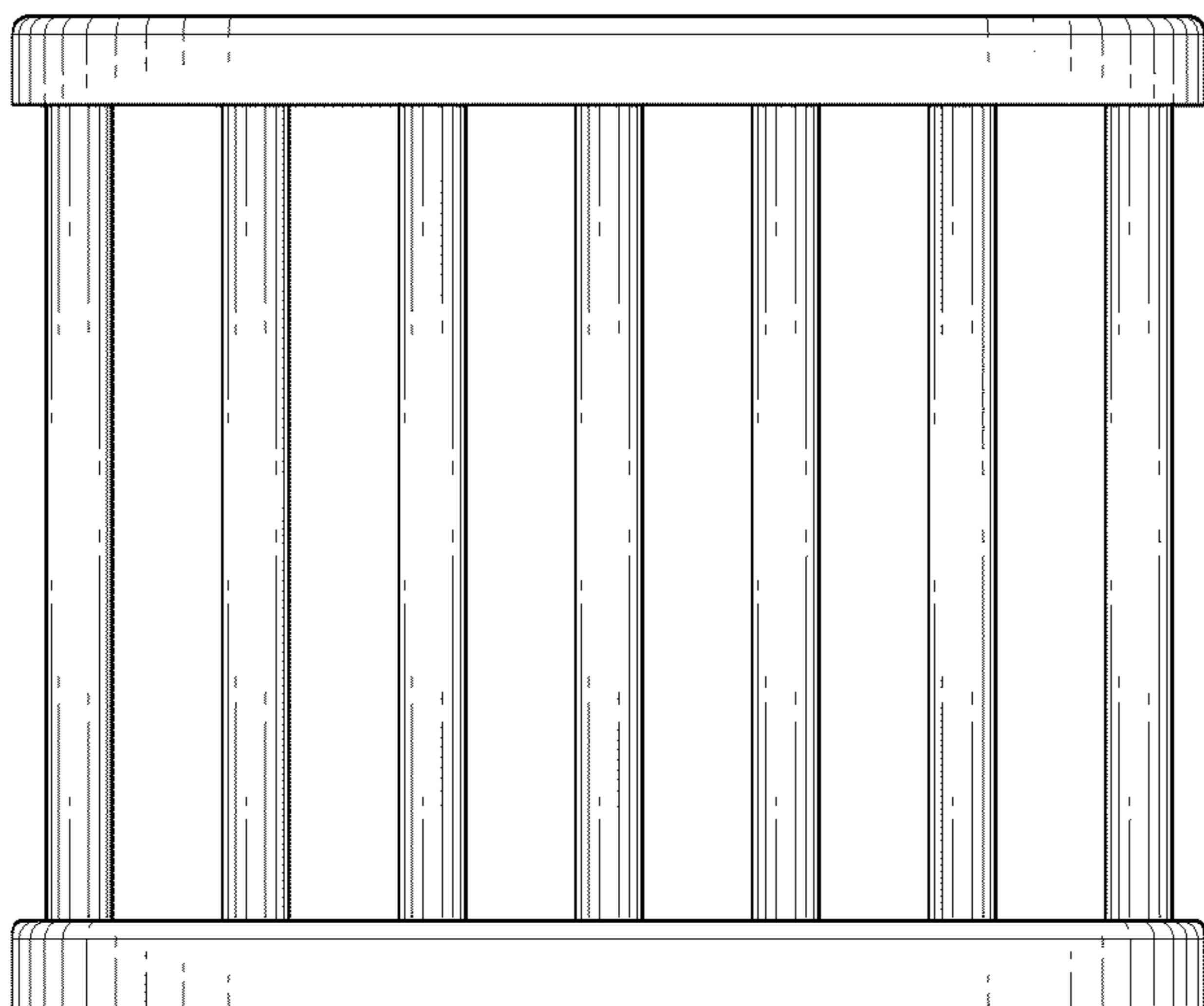


FIG. 4

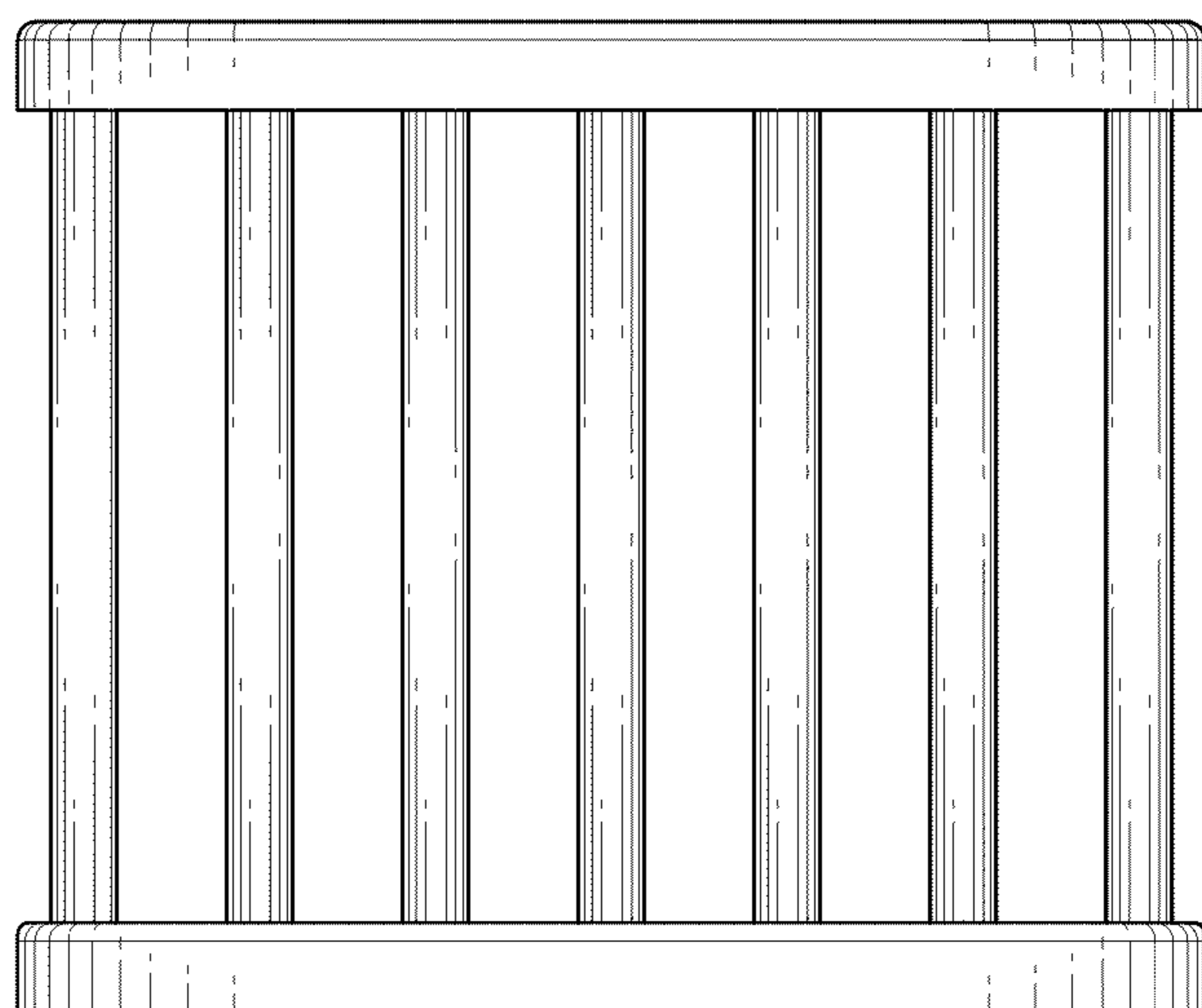


FIG. 5

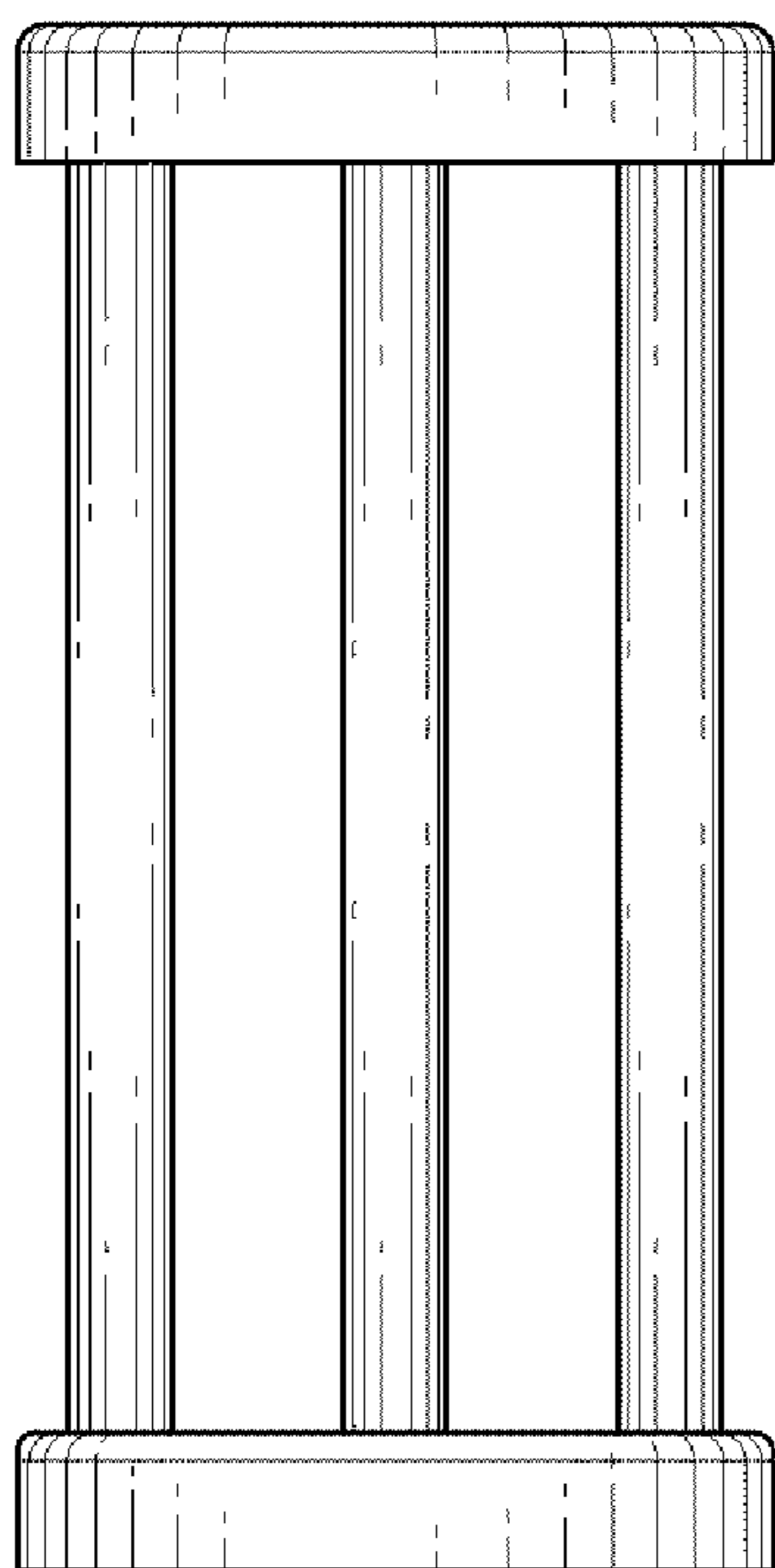


FIG. 6

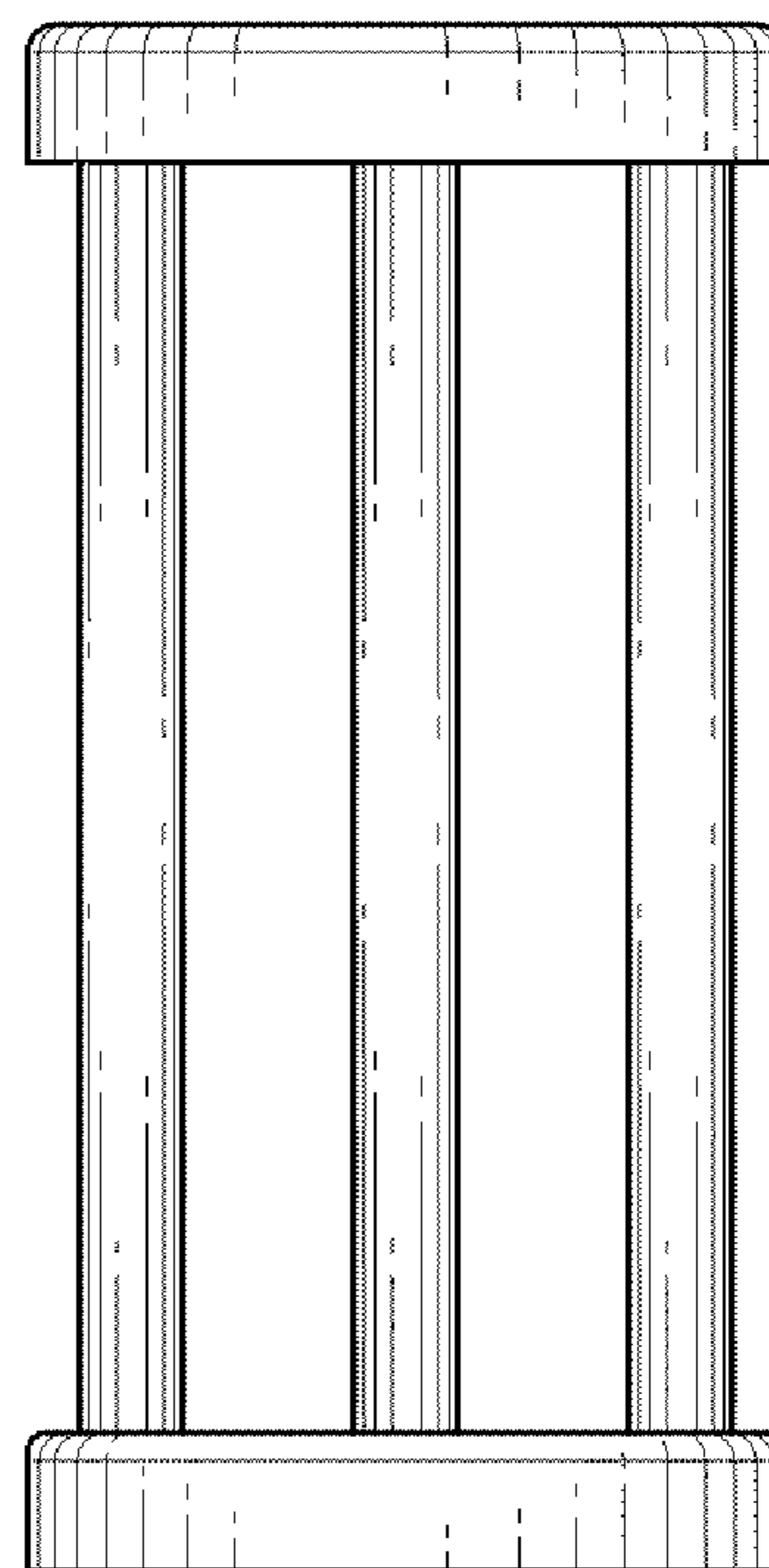


FIG. 7

