



US00D645997S

(12) **United States Design Patent**
Wey et al.

(10) **Patent No.:** **US D645,997 S**

(45) **Date of Patent:** **** Sep. 27, 2011**

(54) **LED LIGHT BULB**

(75) Inventors: **James Wey**, Shanghai (CN); **Amir Peng**, Shanghai (CN)

(73) Assignee: **Homelite Limited (Jiangsu)**, Suqian, Jiangsu Province (CN)

(**) Term: **14 Years**

(21) Appl. No.: **29/386,791**

(22) Filed: **Mar. 4, 2011**

(30) **Foreign Application Priority Data**

Sep. 7, 2010 (CN) 2010 3 0508865

(51) **LOC (9) Cl.** **26-04**

(52) **U.S. Cl.** **D26/2**

(58) **Field of Classification Search** D26/1-4;
313/313, 315, 316, 317, 318, 493; 315/52,
315/53, 56, 57, 58

See application file for complete search history.

(56) **References Cited**

U.S. PATENT DOCUMENTS

D531,741 S * 11/2006 Takahashi D26/2
D538,950 S * 3/2007 Maxik D26/2

D538,953 S * 3/2007 Mama D26/2
D548,369 S * 8/2007 Bembridge D26/2
D549,360 S * 8/2007 An D26/2
D550,864 S * 9/2007 Hernandez et al. D26/2
D553,267 S * 10/2007 Yuen D26/2
D602,614 S * 10/2009 Takahashi et al. D26/2
D628,320 S * 11/2010 Yamamoto D26/2

* cited by examiner

Primary Examiner — Marcus Jackson

(74) *Attorney, Agent, or Firm* — The Nath Law Group;
Jerald L. Meyer; Jiaxiao Zhang

(57) **CLAIM**

The ornamental design for a LED light bulb, as shown and described.

DESCRIPTION

FIG. 1 is a front view of the LED light bulb showing our new design;

FIG. 2 is a left view of the LED light bulb of FIG. 1;


FIG. 3 is a right view of the LED light bulb of FIG. 1;

FIG. 4 is a top view of the LED light bulb of FIG. 1;

FIG. 5 is a bottom view of the LED light bulb of FIG. 1; and,

FIG. 6 is a perspective view of the LED light bulb of FIG. 1.

1 Claim, 6 Drawing Sheets



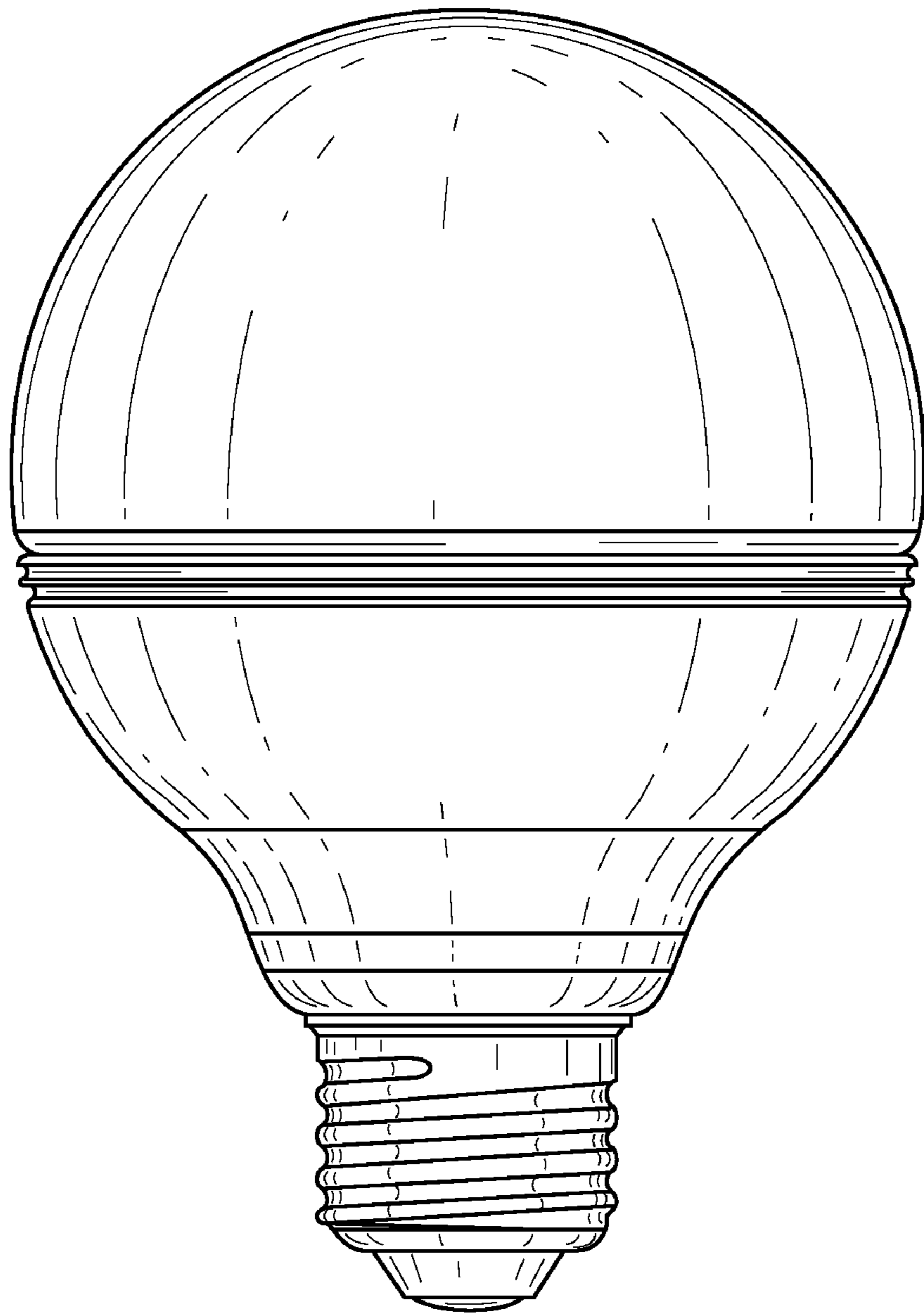


FIG. 1

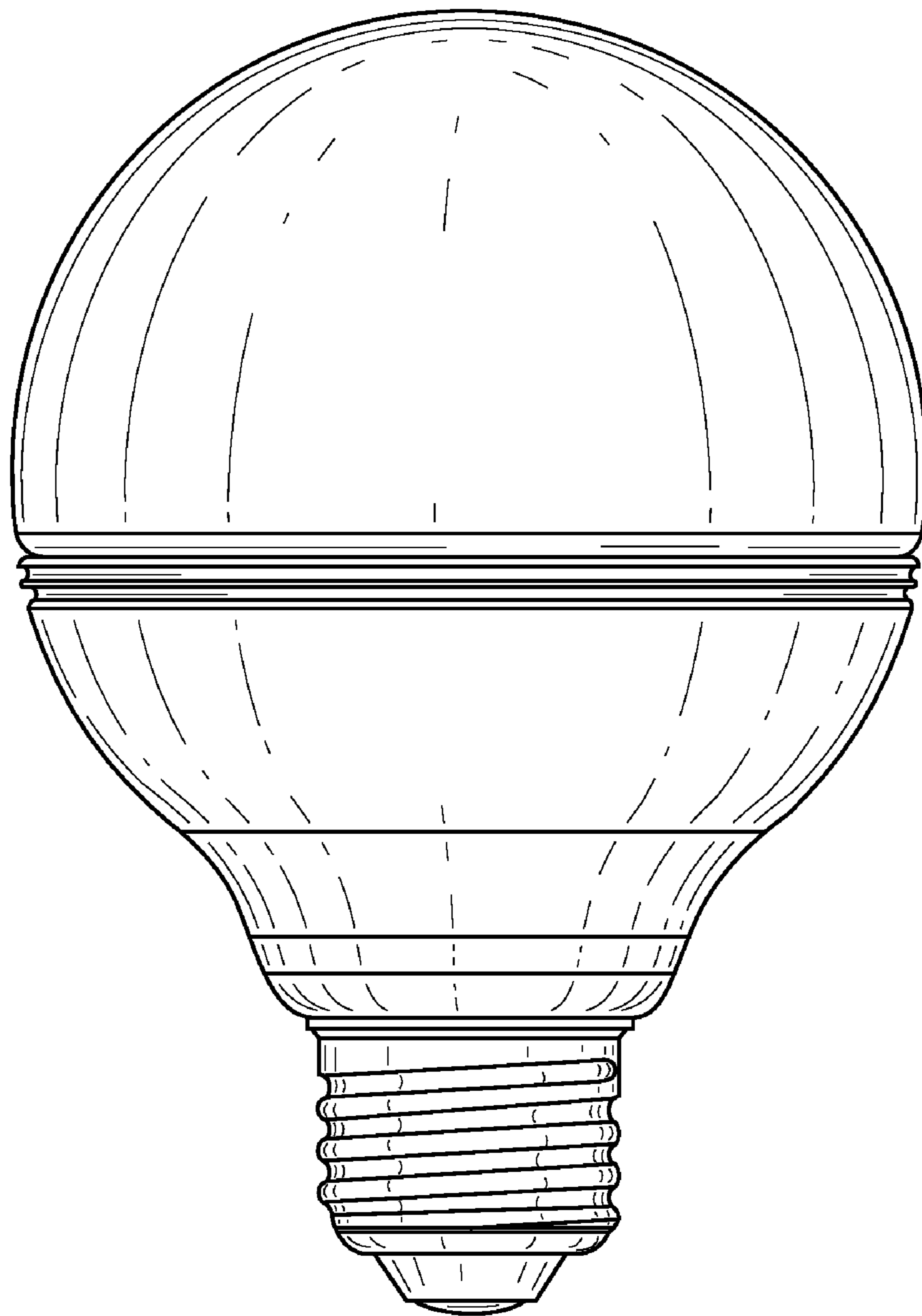


FIG. 2

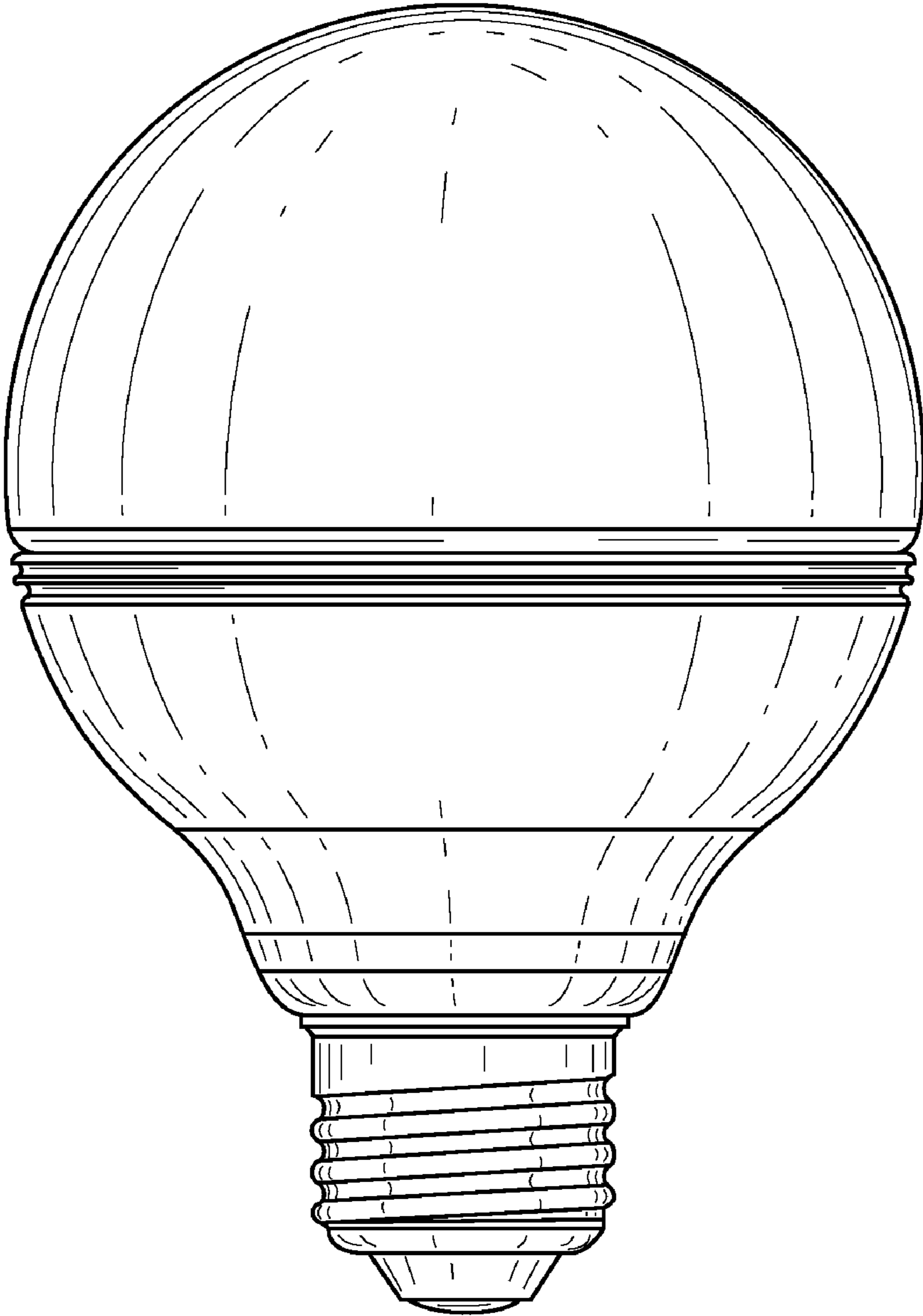


FIG. 3

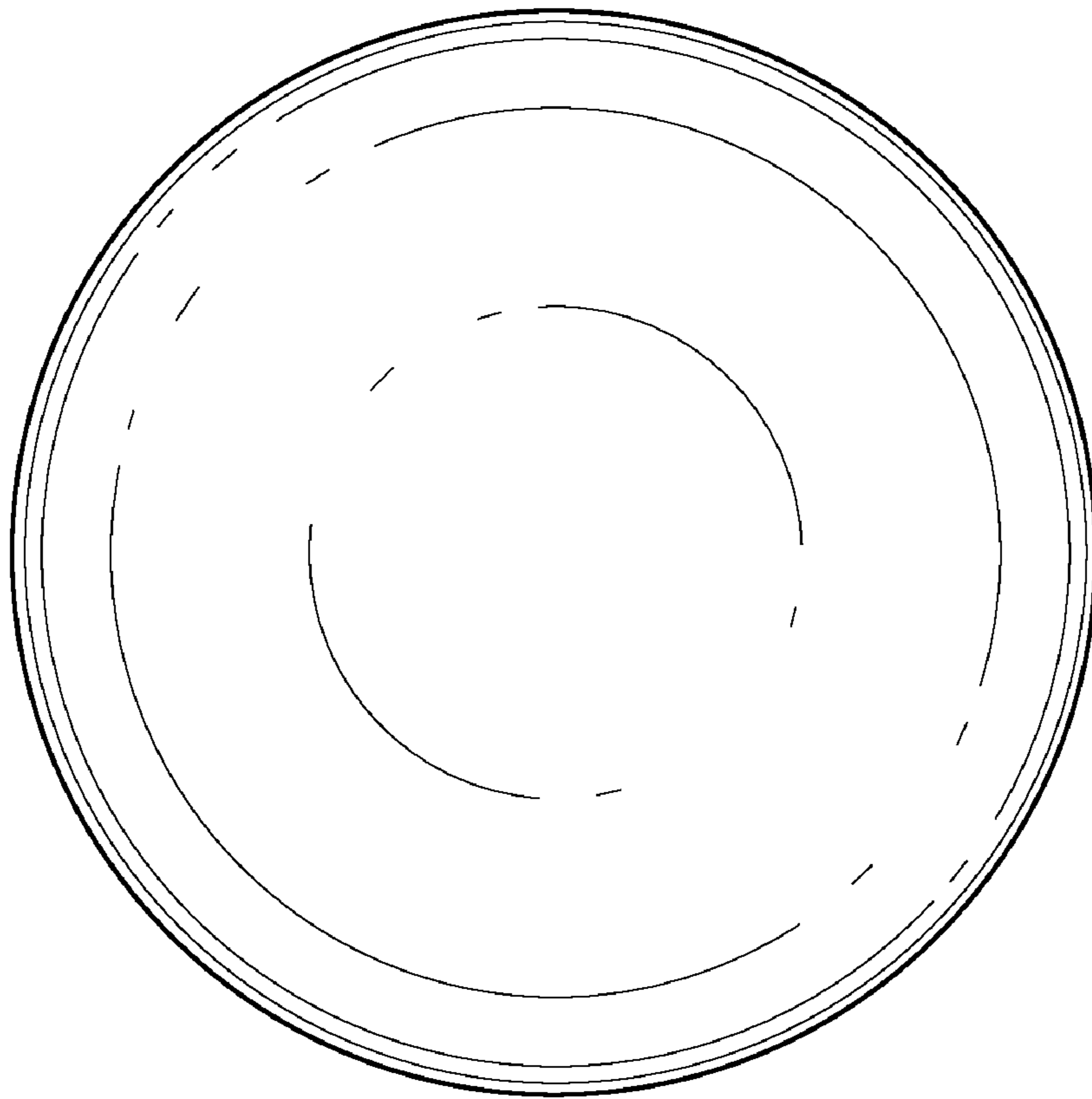


FIG. 4

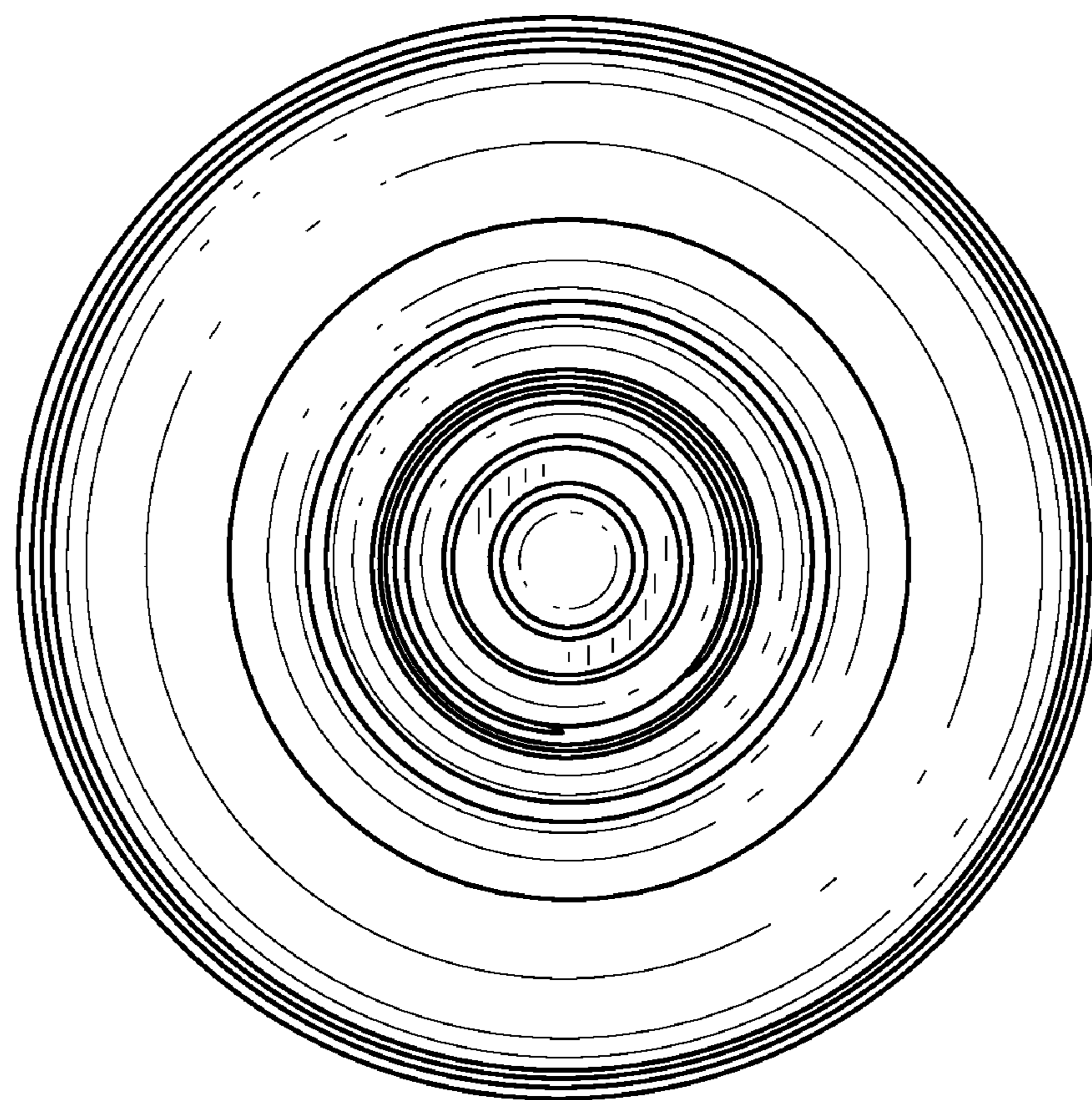


FIG. 5




FIG. 6