



US00D645980S

(12) **United States Design Patent**
Schrom et al.

(10) **Patent No.:** **US D645,980 S**

(45) **Date of Patent:** **** Sep. 27, 2011**

(54) **SURFACE-COVERING ELEMENT**

(75) Inventors: **Daniel A. Schrom**, St. Cloud, MN (US);
William G. Schrom, St. Cloud, MN
(US)

(73) Assignee: **BonnieLines LLC**, St. Cloud, MN (US)

(**) Term: **14 Years**

(21) Appl. No.: **29/330,545**

(22) Filed: **Jan. 9, 2009**

(51) **LOC (9) Cl.** **25-01**

(52) **U.S. Cl.** **D25/113; D25/138**

(58) **Field of Classification Search** D25/102,
D25/112–118, 138, 157, 160, 162; D21/484–486;
52/503–505, 574, 575, 596, 600–605, 311.2;
405/284, 286; 404/29, 30, 34, 37, 41, 42
See application file for complete search history.

(56) **References Cited**

U.S. PATENT DOCUMENTS

2,882,689	A *	4/1959	Huch et al.	405/284
4,544,305	A	10/1985	Hair	
D299,873	S *	2/1989	Jennings	D25/157
4,997,308	A	3/1991	Welling	
5,046,887	A	9/1991	Fontana et al.	
5,054,957	A *	10/1991	Johnson, II	404/41
5,108,219	A *	4/1992	Hair	404/41
5,163,777	A *	11/1992	Krueger et al.	404/41
D343,237	S *	1/1994	Johnson, II	D25/113
D343,908	S *	2/1994	Naether	D25/113
5,466,089	A	11/1995	Jurik	
5,678,370	A	10/1997	Douglass	
D429,530	S	8/2000	Fleishman	
D431,870	S	10/2000	Ziegler	
D439,990	S	4/2001	Abbrancati	
D440,322	S	4/2001	Abbrancati	
D451,208	S	11/2001	Falconer	
D454,402	S *	3/2002	Abbrancati	D25/113
D458,695	S	6/2002	Langue	
D497,437	S	10/2004	Poliacek et al.	
D506,012	S *	6/2005	Crump	D25/112

7,160,052	B2 *	1/2007	Weiss et al.	404/34
D571,936	S	6/2008	Juhász	
D618,364	S *	6/2010	Schrom et al.	D25/113
D618,823	S *	6/2010	Lallas	D25/113

OTHER PUBLICATIONS

“Pattern Selections for Belgard Paver Series”, pages from www.belgrade.biz. As early as Jan. 8, 2009, 5 pages.

“Photograph of Floor Grate”, Photo taken before Oct. 2008, 1 page. Co-pending, co-owned U.S. Appl. No. 29/332,221, filed Feb. 11, 2009, titled “Surface-Covering Element” (5 pages).

* cited by examiner

Primary Examiner — Mark Goodwin

(74) *Attorney, Agent, or Firm* — Pauly, DeVries, Smith & Deffner, L.L.C.

(57) **CLAIM**

The ornamental design for a surface-covering element, as shown and described.

DESCRIPTION

FIG. 1 is a perspective view of a surface covering element showing our new design;

FIG. 2 is a top plan view thereof, the bottom plan view forms no part of the claimed design;

FIG. 3 is a front elevational view thereof, the rear elevational view, left side elevational view, and right side elevational view are identical thereto;

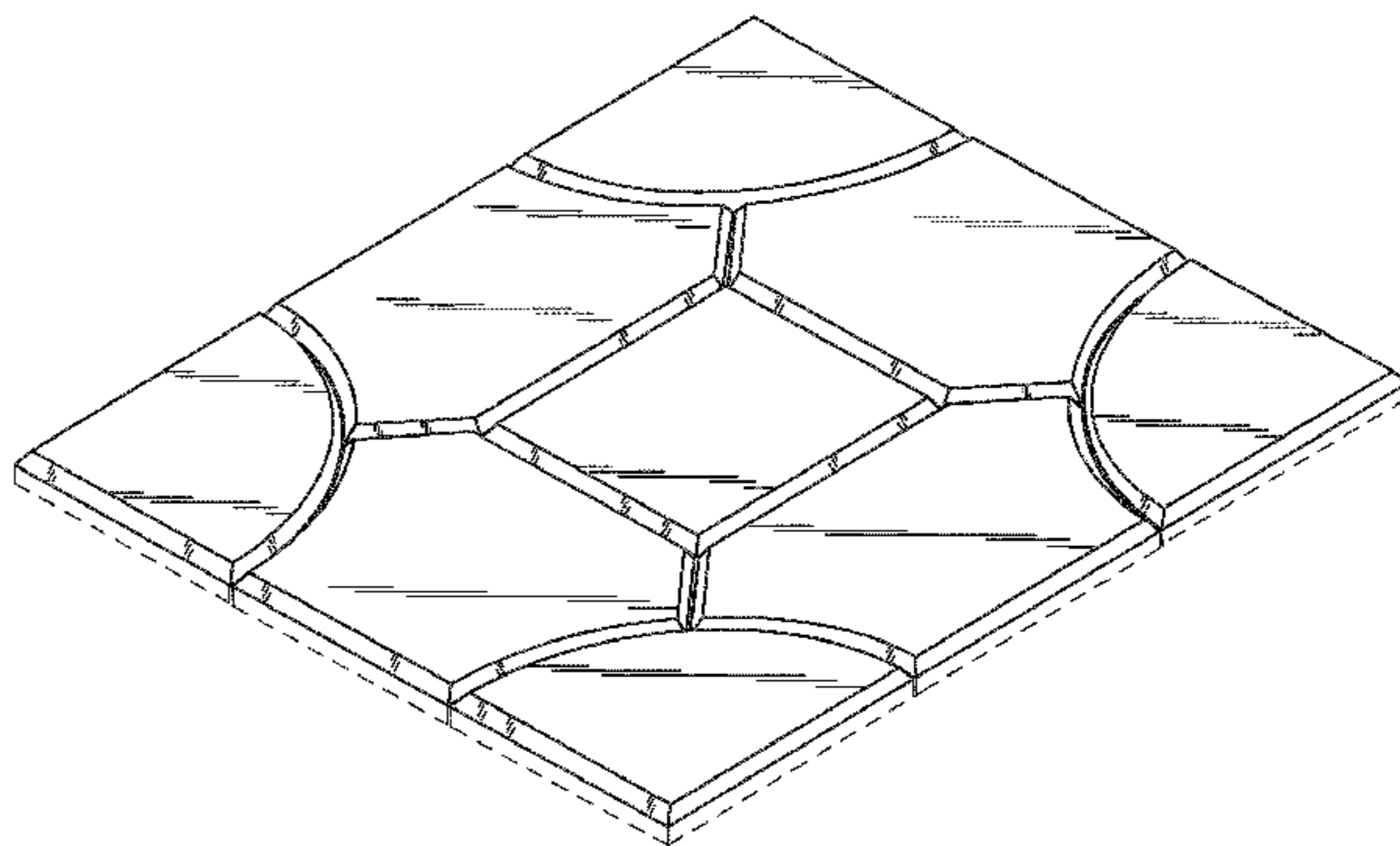
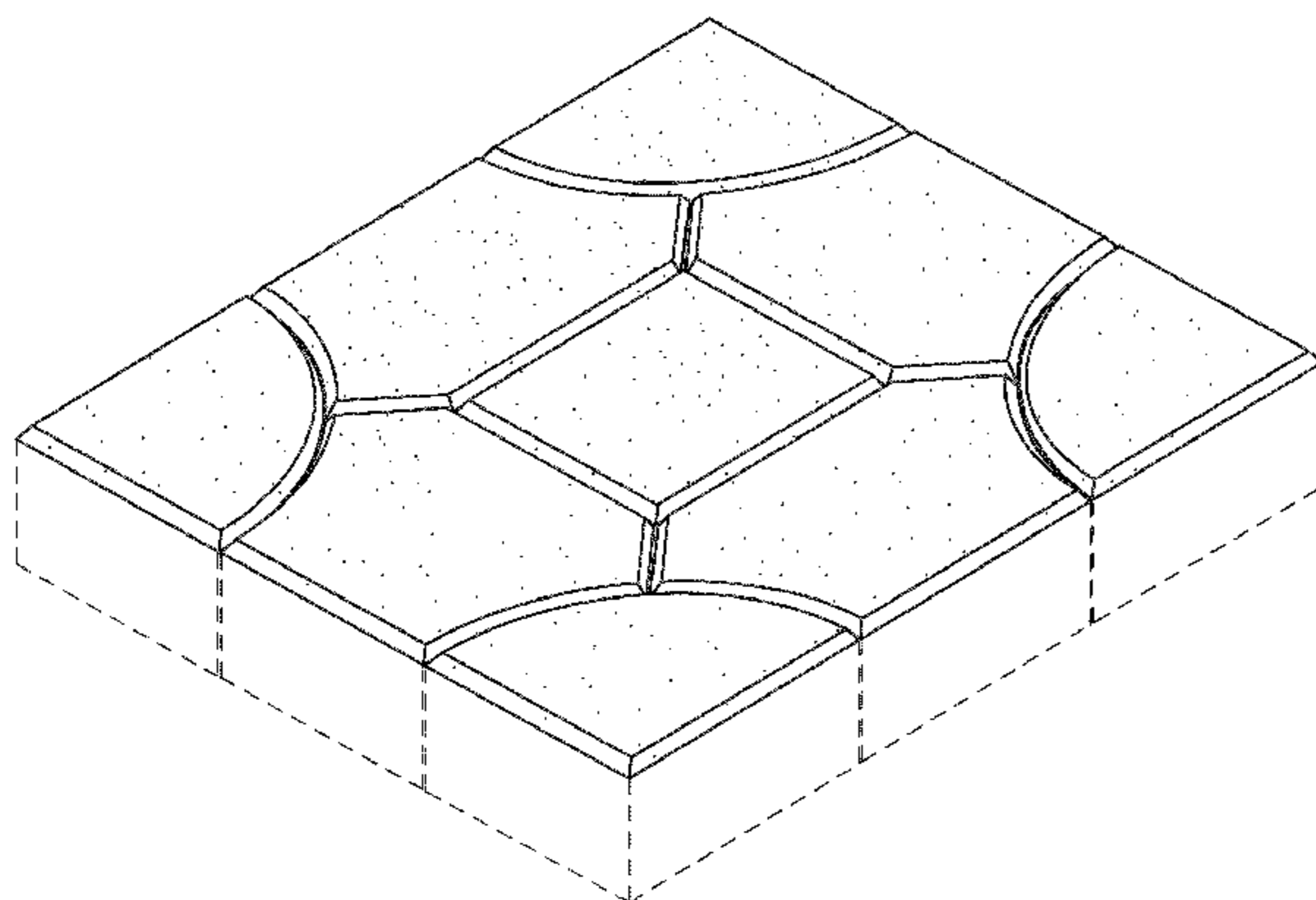
FIG. 4 is a perspective view of a second embodiment of a surface covering element showing our new design;

FIG. 5 is a top plan view thereof, the bottom plan view forms no part of the claimed design; and,

FIG. 6 is a front elevational view thereof, the rear elevational view, left side elevational view, and right side elevational view are identical thereto.

The broken lines in the drawing views are included for the purpose of illustrating portions of the surface covering element that form no part of the claimed design.

1 Claim, 6 Drawing Sheets



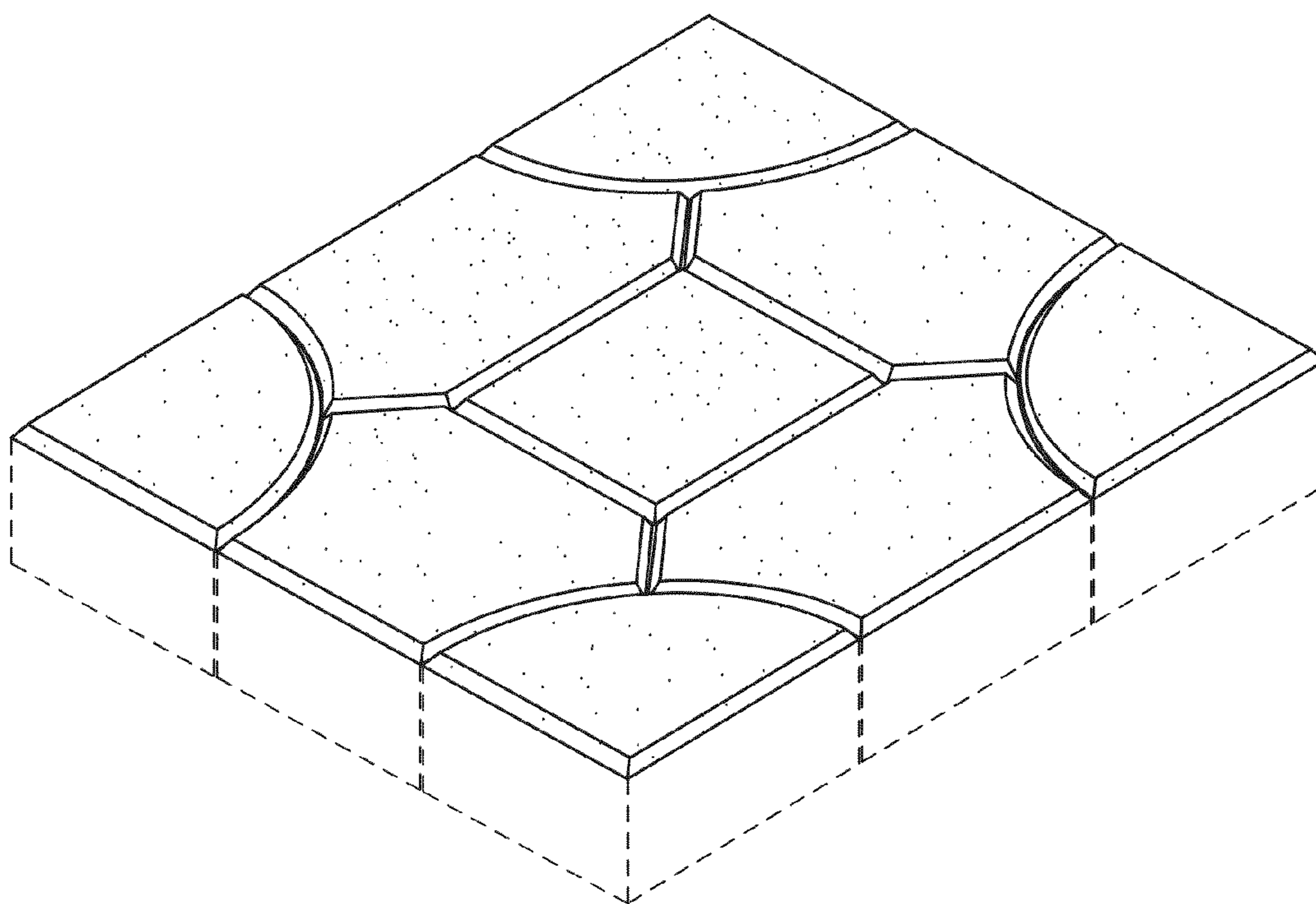


FIG. 1

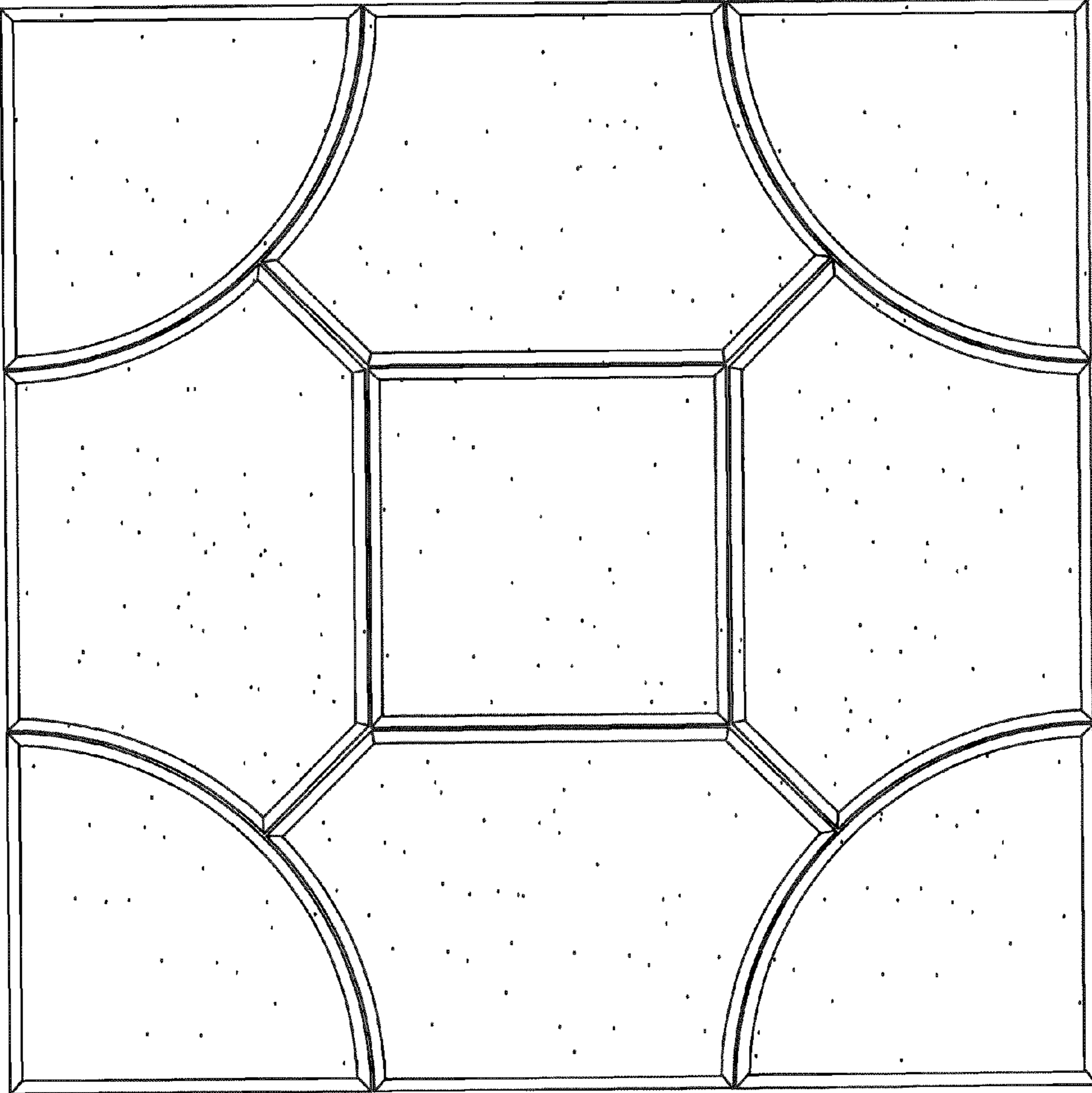


FIG. 2



FIG. 3

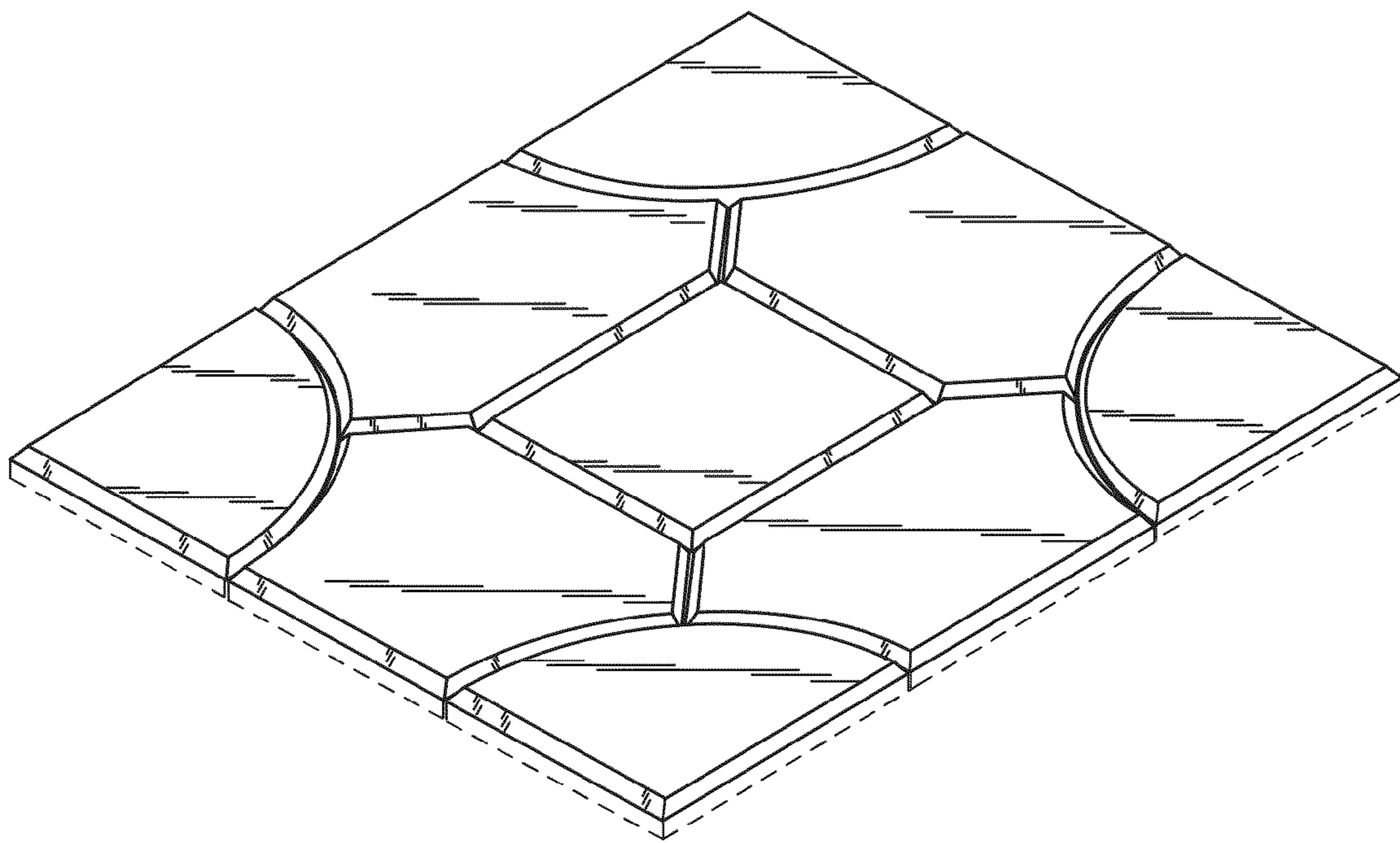


FIG. 4

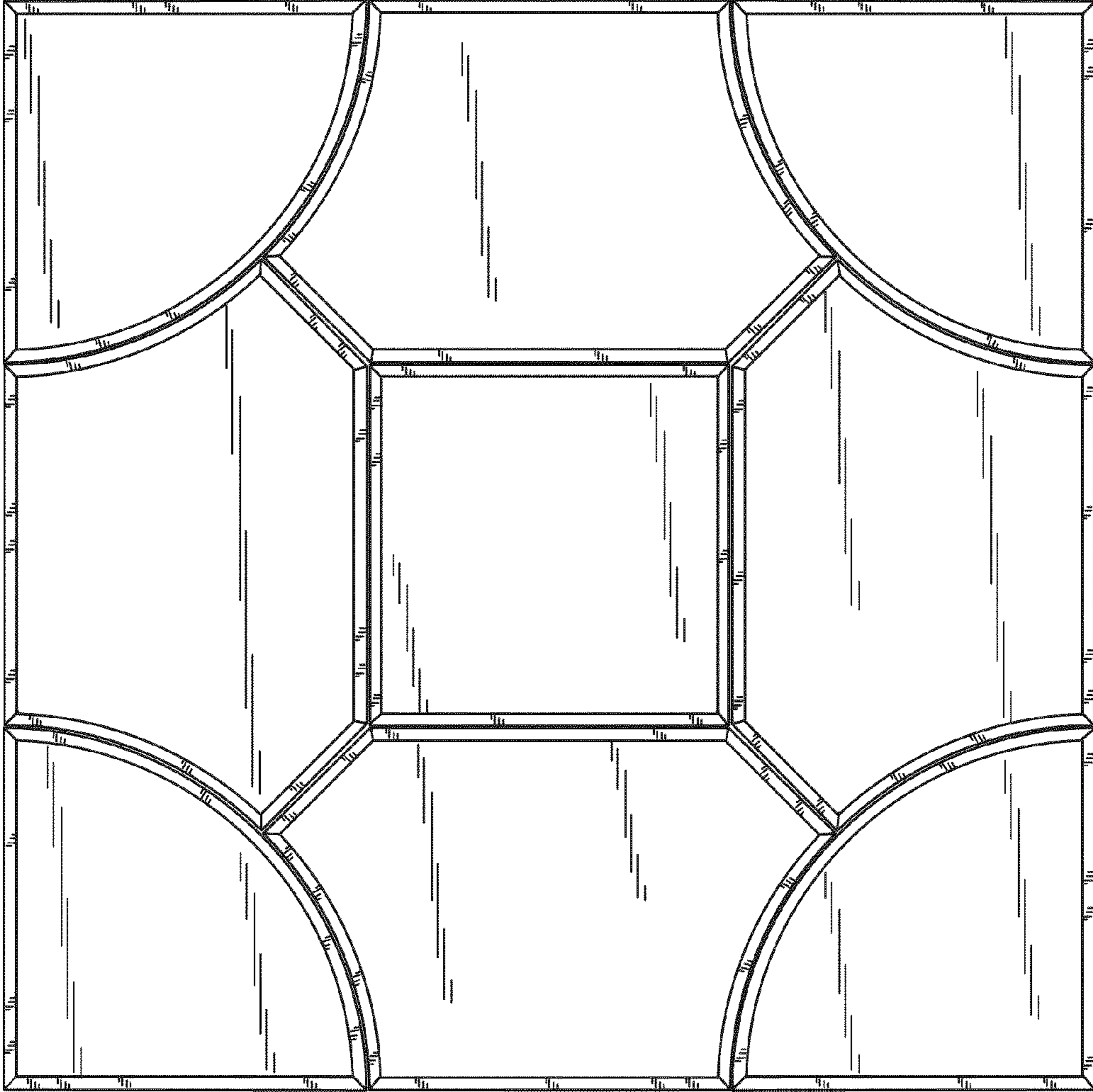


FIG. 5



FIG. 6