



US00D645965S

(12) **United States Design Patent**
Muto et al.

(10) **Patent No.:** **US D645,965 S**

(45) **Date of Patent:** **** Sep. 27, 2011**

(54) **CONNECTING HOSE FOR DENTAL
HANDPIECE**

(75) Inventors: **Shinichiro Muto**, Kanuma (JP); **Atsushi
Okada**, Kanuma (JP)

(73) Assignee: **Nakanishi Inc.**, Kanuma-shi (JP)

(**) Term: **14 Years**

(21) Appl. No.: **29/350,954**

(22) Filed: **Nov. 25, 2009**

(51) **LOC (9) Cl.** **24-02**

(52) **U.S. Cl.** **D24/146**

(58) **Field of Classification Search** D24/152,
D24/133, 146-147, 176; D8/61; 600/118,
600/129; 433/80, 82, 88, 114, 125-126,
433/132-133, 141-143, 147, 190, 81
See application file for complete search history.

(56) **References Cited**

U.S. PATENT DOCUMENTS

3,703,037	A *	11/1972	Robinson	D24/146
3,921,297	A *	11/1975	Vit	433/80
4,592,728	A *	6/1986	Davis	435/80
5,230,624	A *	7/1993	Wolf et al.	433/82
5,360,338	A *	11/1994	Waggoner	433/80
5,554,896	A *	9/1996	Hogan	433/82
5,749,726	A *	5/1998	Kinsel	433/80
6,270,344	B1 *	8/2001	Fischer et al.	433/126
6,315,557	B1 *	11/2001	Messick	433/82
D466,775	S *	12/2002	Kopras et al.	D8/61
D490,899	S *	6/2004	Gagnon	D24/152
6,948,933	B2 *	9/2005	Oh	433/81
D621,940	S *	8/2010	Kagawa	D24/152

D625,414	S *	10/2010	Kagawa	D24/152
2005/0095557	A1 *	5/2005	Pollock et al.	433/126
2007/0082316	A1 *	4/2007	Zhadanov et al.	433/80

FOREIGN PATENT DOCUMENTS

JP D2009-5793 * 9/2009

* cited by examiner

Primary Examiner — Ian Simmons

Assistant Examiner — Wan Laymon

(74) *Attorney, Agent, or Firm* — Jason D. Voight

(57) **CLAIM**

We claim the ornamental design for a connecting hose for dental handpiece, as shown and described.

DESCRIPTION

FIG. 1 is a front view of a connecting hose for dental handpiece showing our design;
 FIG. 2 is a top plan view thereof;
 FIG. 3 is an enlarged right side view thereof;
 FIG. 4 is an enlarged left side view thereof;
 FIG. 5 is a top and right side perspective view thereof; and,
 FIG. 6 is a top and left side perspective view thereof.

The rear view is omitted because it is represented symmetrically to the front view.
 The bottom plan view is omitted because it is represented identically with the top plan view.
 The connecting hose for dental handpiece is shown in FIGS. 1, 2, 5, and 6 broken in the middle for ease of illustration. Portions of the connecting hose for dental handpiece shown in broken lines in FIGS. 3 and 4 form no part of the claimed design.

1 Claim, 3 Drawing Sheets

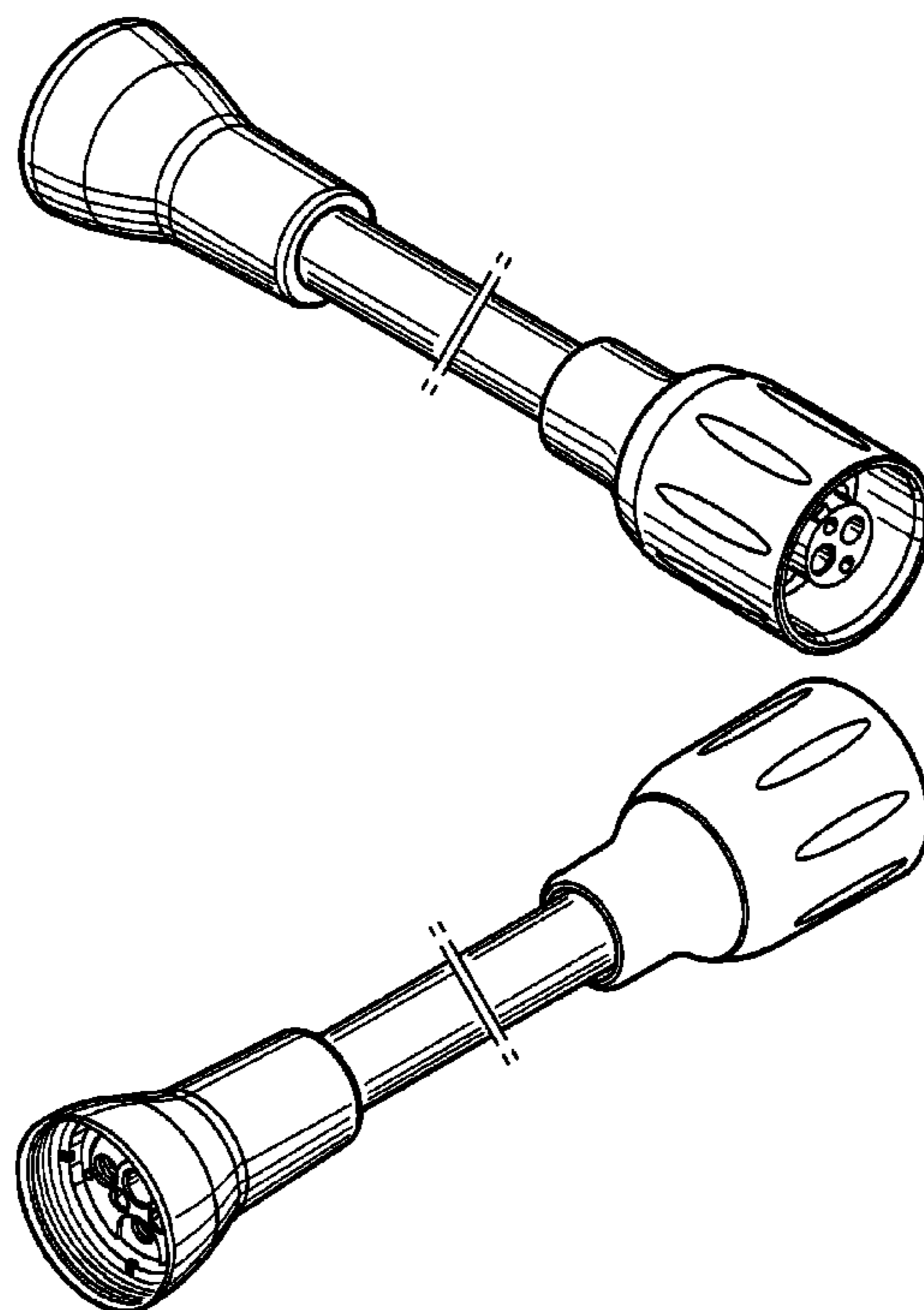


FIG. 1

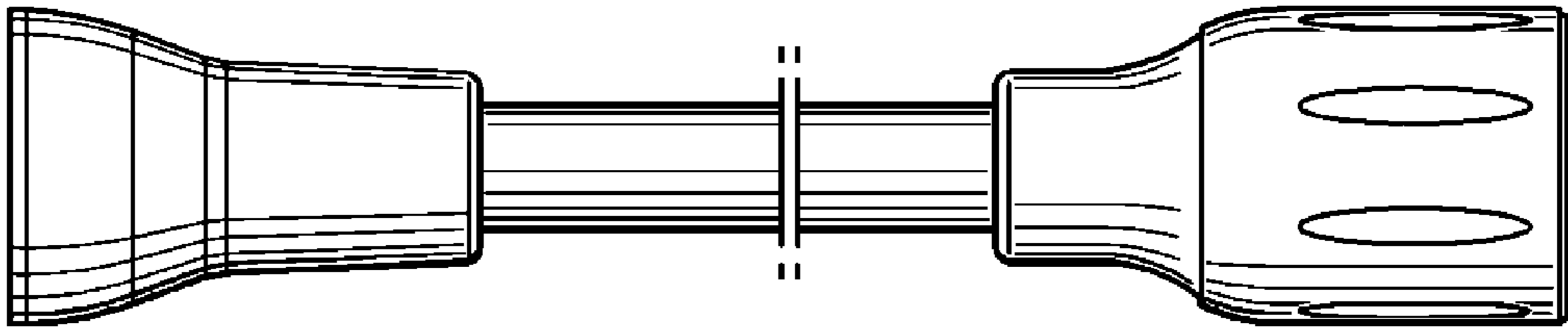


FIG. 2

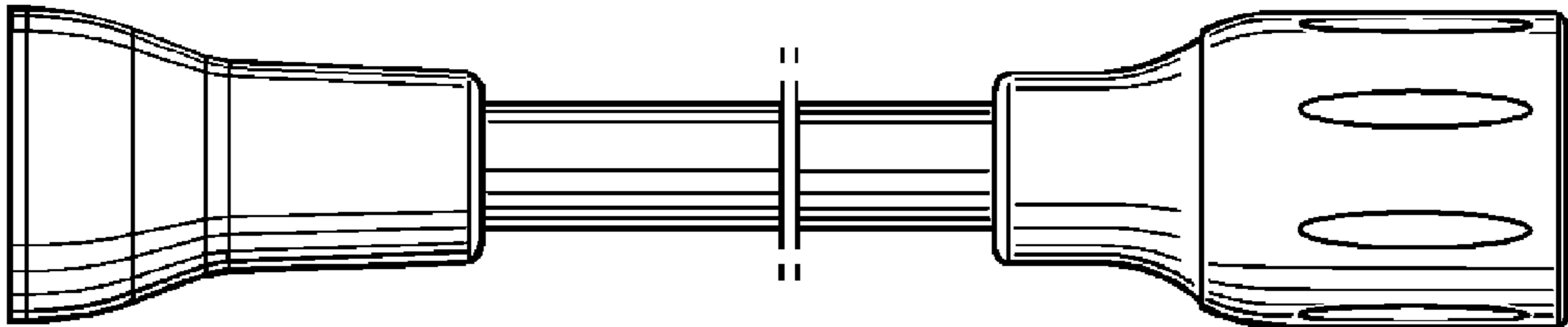


FIG. 3

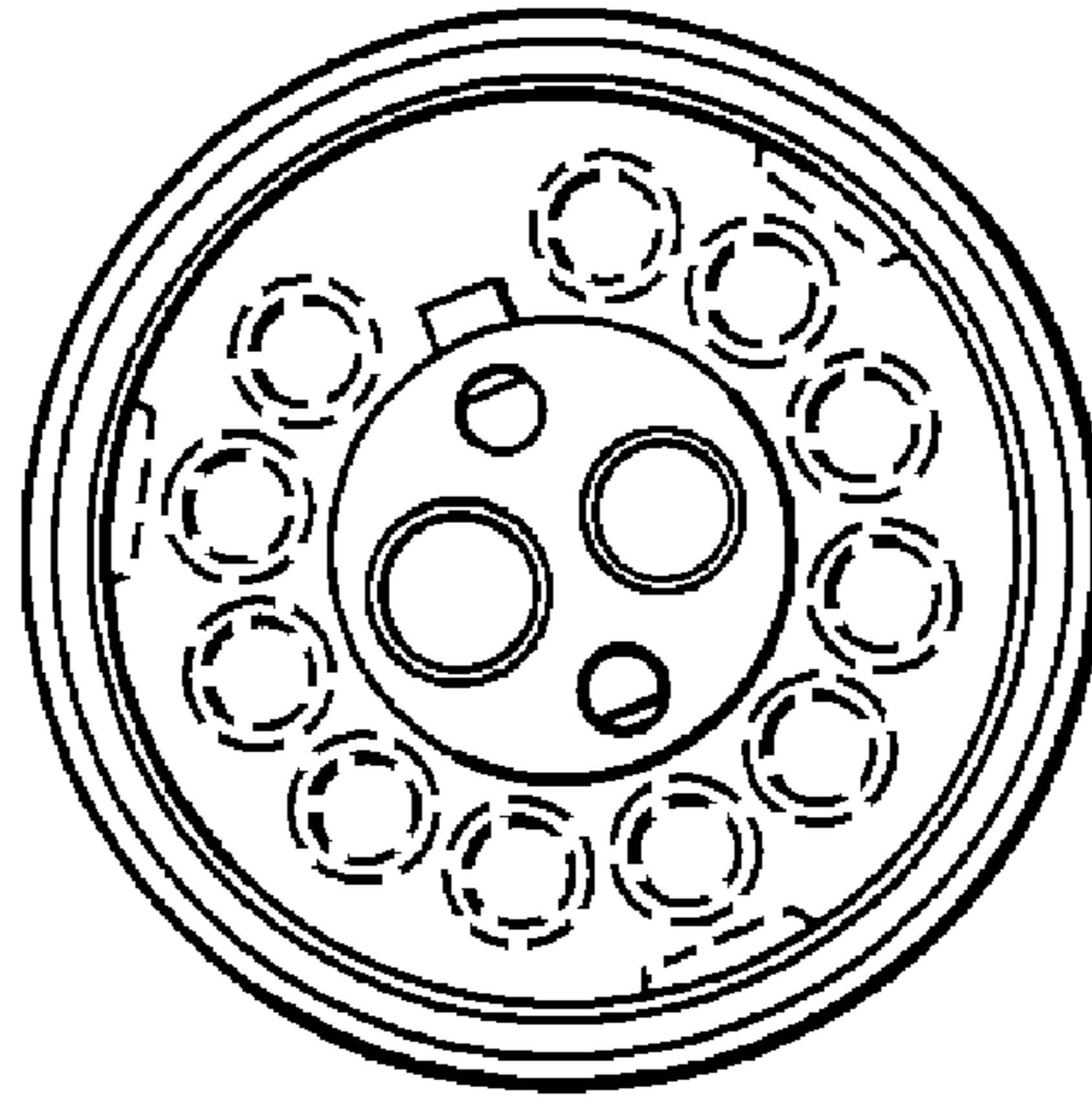


FIG. 4

