



US00D645957S

(12) **United States Design Patent**
Loeser

(10) **Patent No.:** **US D645,957 S**

(45) **Date of Patent:** **** Sep. 27, 2011**

(54) **FACIAL FILTER MASK**

(76) Inventor: **Edward A. Loeser**, Sandy, UT (US)

(**) Term: **14 Years**

(21) Appl. No.: **29/316,090**

(22) Filed: **Aug. 21, 2009**

(51) **LOC (9) Cl.** **29-02**

(52) **U.S. Cl.** **D24/110.1**

(58) **Field of Classification Search** ... D24/110.1-110.6,
D24/106, 110, 162, 164; 128/203.22, 204.12,
128/205.25, 206.11, 206.18, 206.21, 206.28,
128/207.13, 858

See application file for complete search history.

(56) **References Cited**

U.S. PATENT DOCUMENTS

2,241,472	A *	5/1941	Nemon	128/206.11
3,145,711	A *	8/1964	Beber	128/204.12
4,004,584	A *	1/1977	Geaney	128/206.18
4,267,831	A	5/1981	Aguilar		
D271,059	S *	10/1983	McKelvy	D24/110.1
4,635,628	A	1/1987	Hubbard et al.		
4,671,271	A *	6/1987	Bishop et al.	128/206.11
4,706,663	A	11/1987	Makiej		
4,856,509	A	8/1989	Lemelson		
4,941,470	A	7/1990	Hubbard et al.		
4,969,457	A	11/1990	Hubbard et al.		
4,984,302	A *	1/1991	Lincoln	128/204.12
5,392,773	A *	2/1995	Bertrand	128/206.11
5,485,836	A *	1/1996	Lincoln	128/206.11
5,636,629	A	6/1997	Patterson, Jr.		
D390,652	S *	2/1998	Parker	D24/110.1
5,746,200	A	5/1998	Draenert		
D401,323	S	11/1998	Ritsche		
5,890,491	A	4/1999	Rimkus		
5,993,716	A	11/1999	Draenert		
6,058,931	A	5/2000	Muchin		
6,119,690	A	9/2000	Pantaleo		
6,216,694	B1 *	4/2001	Chen	128/206.11

D451,193	S	11/2001	McCormick		
6,561,188	B1	5/2003	Ellis		
6,752,149	B2	6/2004	Gillespie et al.		
6,971,387	B2	12/2005	Michaels		
7,108,198	B2	9/2006	Altadonna, Jr.		
7,156,098	B2	1/2007	Dolezal et al.		
7,263,996	B2 *	9/2007	Yung Ho	128/206.11

(Continued)

FOREIGN PATENT DOCUMENTS

KR 10-1999-0037861 A 5/1999

(Continued)

OTHER PUBLICATIONS

PCT International Search Report, PCT/US2009/000681, dated Aug. 27, 2009.

Primary Examiner — Stella Reid

Assistant Examiner — Wan Laymon

(74) *Attorney, Agent, or Firm* — TraskBritt

(57) **CLAIM**

The ornamental design for a facial filter mask, as shown and described.

DESCRIPTION

FIG. 1 is a perspective view of a facial filter mask showing my new design;

FIG. 2 is a front view of the new design;

FIG. 3 is a rear view of the new design;

FIG. 4 is a top view of the new design;

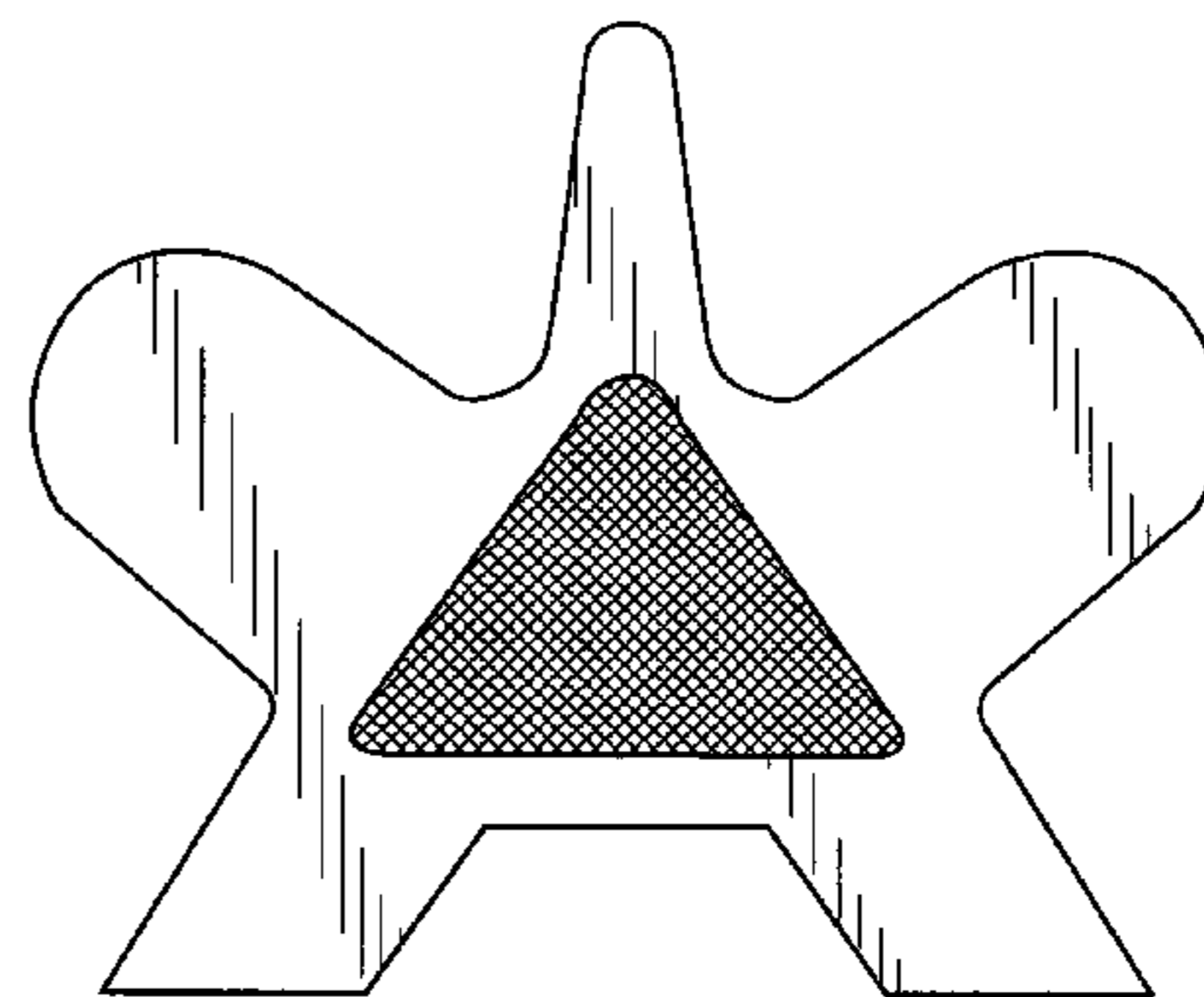
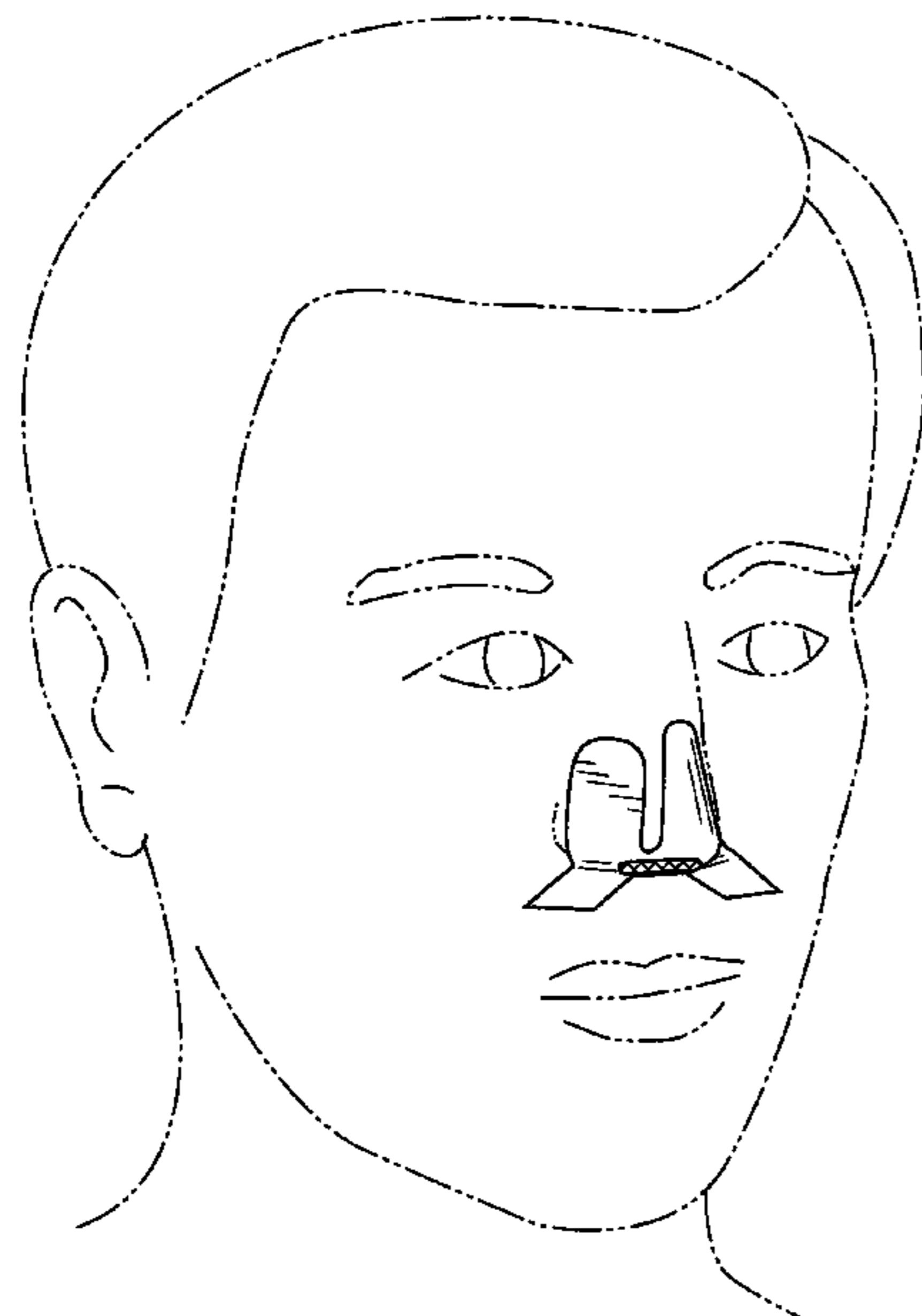
FIG. 5 is a bottom view of the new design;

FIG. 6 is a left side view of the new design; and,

FIG. 7 is a right side view of the new design.

The broken line in FIG. 1 represents a portion of the human form showing the facial filter mask in use, forming no part of the claimed design.

1 Claim, 3 Drawing Sheets



US D645,957 S

Page 2

U.S. PATENT DOCUMENTS

7,748,383	B1 *	7/2010	Soloway	128/206.11
7,878,197	B2 *	2/2011	Christy et al.	128/203.12
2004/0089303	A1 *	5/2004	Chien	128/206.11
2004/0194784	A1 *	10/2004	Bertrand	128/206.18
2009/0194107	A1	8/2009	Loeser	

FOREIGN PATENT DOCUMENTS

KR	20-0204721	Y1	12/2000
KR	20-0290424	Y1	9/2002
WO	WO 2003/103775	A1	12/2003

* cited by examiner

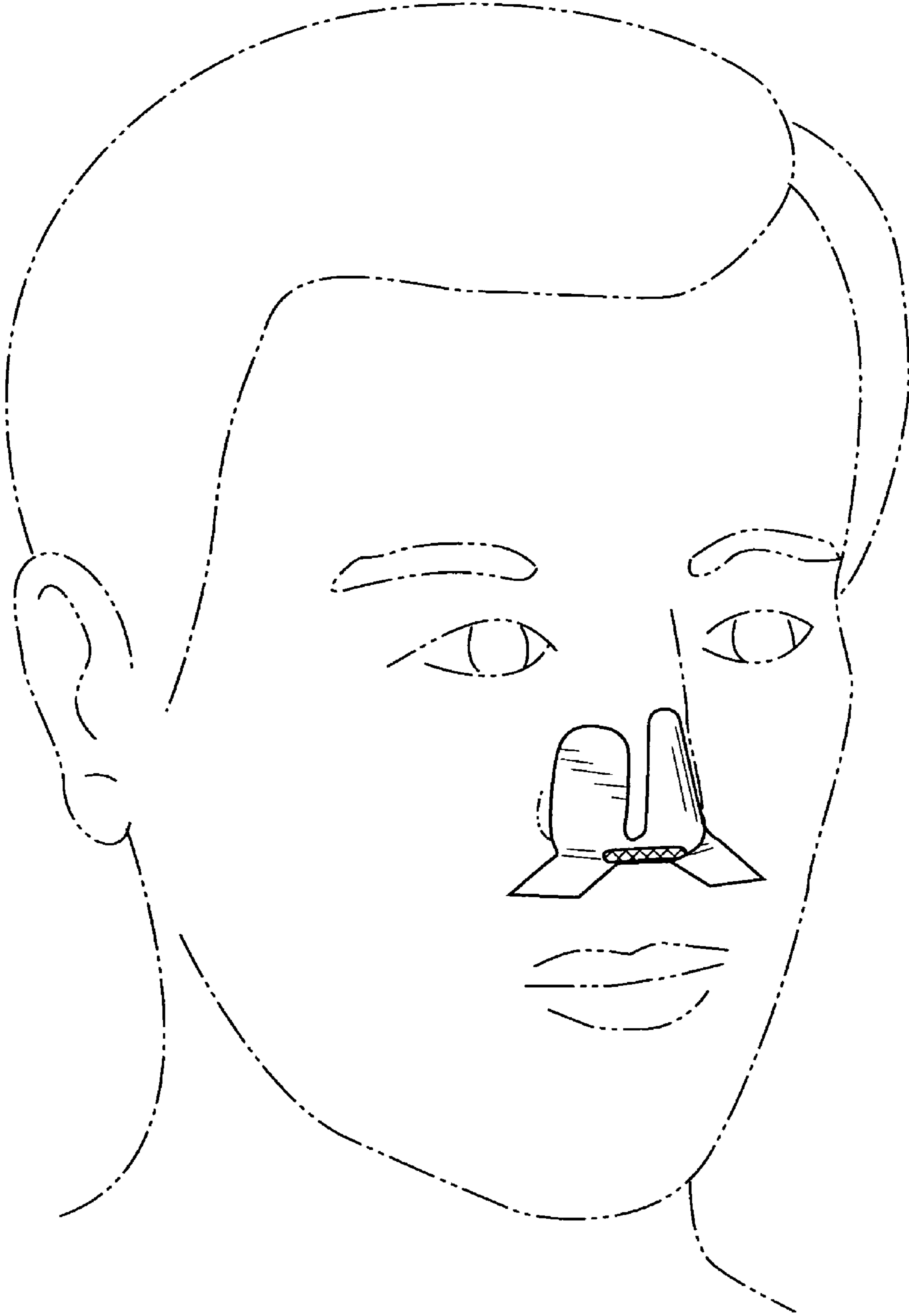


FIG. 1

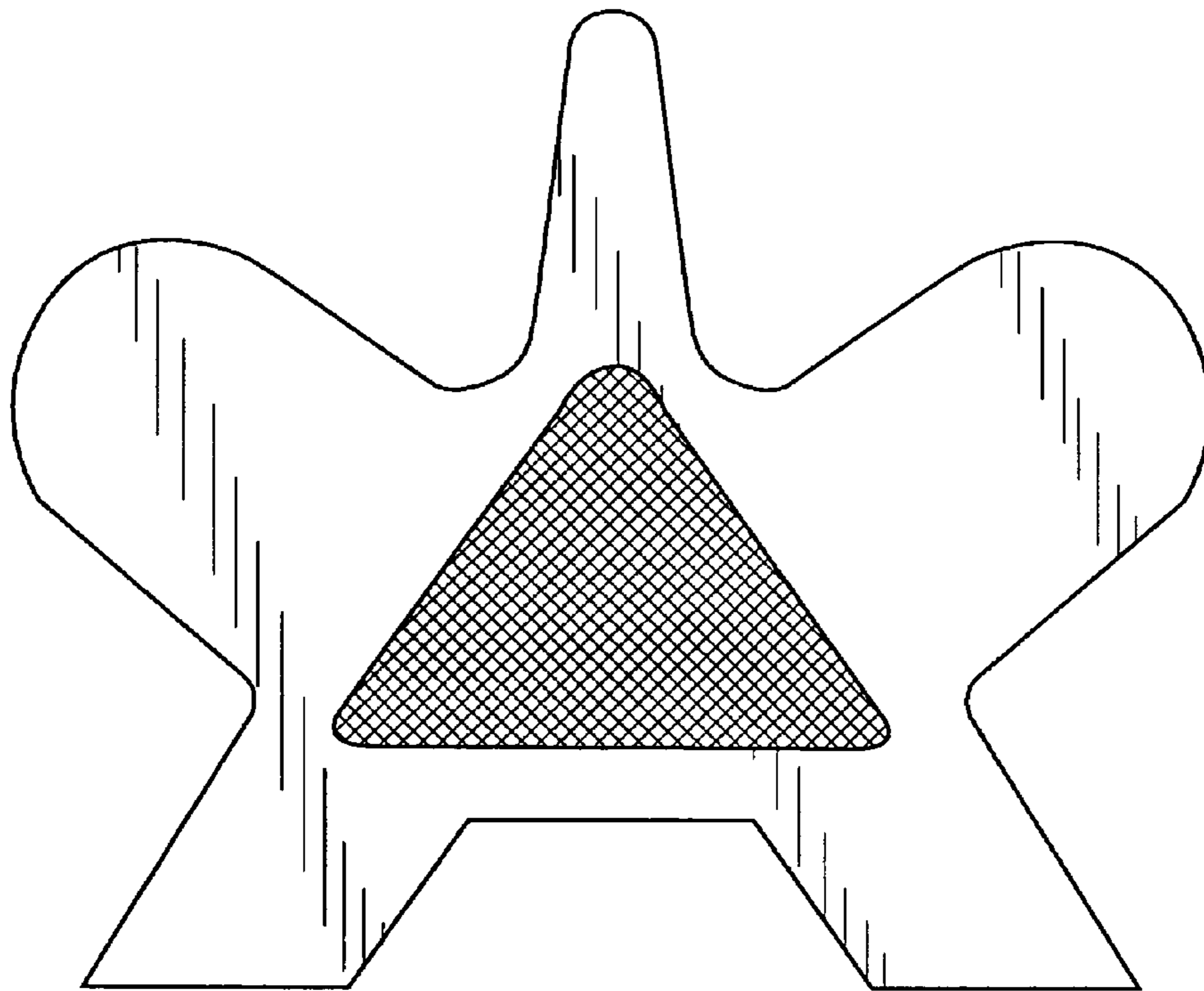


FIG. 2

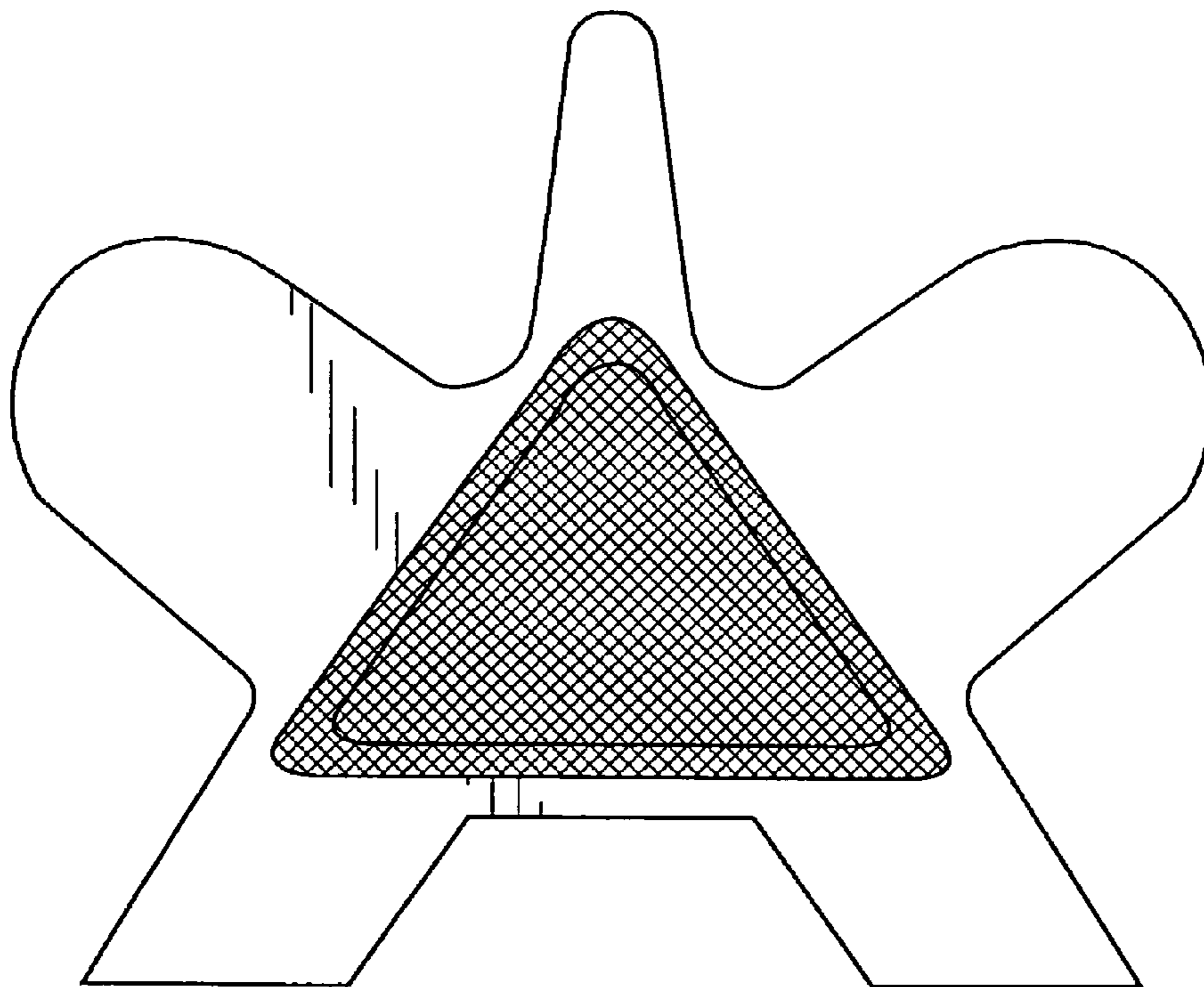


FIG. 3



FIG. 4



FIG. 5



FIG. 6



FIG. 7