



US00D645944S

(12) **United States Design Patent**  
**Gilbert**

(10) **Patent No.:** **US D645,944 S**

(45) **Date of Patent:** **\*\* Sep. 27, 2011**

- (54) **HUB**
- (75) Inventor: **Christopher Jon Gilbert**, Moreland Hills, OH (US)
- (73) Assignee: **Moen Incorporated**, North Olmsted, OH (US)
- (\*\*) Term: **14 Years**
- (21) Appl. No.: **29/381,301**
- (22) Filed: **Dec. 17, 2010**
- (51) **LOC (9) Cl.** ..... **23-01**
- (52) **U.S. Cl.** ..... **D23/255**
- (58) **Field of Classification Search** ..... D23/238–243, D23/250, 255; 4/675–678; 137/801  
See application file for complete search history.

- D512,124 S 11/2005 Kulig et al.
- D512,485 S 12/2005 Kulig
- D513,526 S 1/2006 Marshall
- D515,181 S 2/2006 Lun et al.
- D516,176 S 2/2006 Hanna
- D516,177 S 2/2006 Ouyoung
- D517,649 S 3/2006 Egee
- D521,610 S 5/2006 Fritz
- D523,112 S 6/2006 Blattner et al.
- D524,912 S 7/2006 Chu
- D527,079 S 8/2006 Yoshioka
- D530,783 S 10/2006 Bayer
- D530,794 S 10/2006 Sutopo
- D534,622 S 1/2007 Chu et al.
- D540,914 S 4/2007 Haug et al.
- D544,946 S 6/2007 Lord et al.
- D550,330 S 9/2007 Mullenmeister
- 7,334,599 B2 2/2008 Shieh
- D564,635 S 3/2008 Hsui et al.

(Continued)

(56) **References Cited**

**U.S. PATENT DOCUMENTS**

- D87,328 S 7/1932 Brotz
- D235,099 S 5/1975 Doman
- D287,395 S 12/1986 Piesco
- D318,099 S 7/1991 Reid et al.
- D349,326 S 8/1994 Bollenbacher
- D350,390 S 9/1994 Bollenbacher
- D460,150 S 7/2002 Rexach
- D463,533 S 9/2002 Ko
- D465,834 S 11/2002 Singtoroj
- D470,917 S 2/2003 Friedrich
- D472,607 S 4/2003 Warshawsky et al.
- D478,371 S 8/2003 Ouyoung
- D479,584 S \* 9/2003 Shieh ..... D23/249
- D487,499 S 3/2004 Zhao
- D487,799 S 3/2004 Czerwinski, Jr. et al.
- D487,916 S 3/2004 Lord
- D487,917 S 3/2004 Lord
- D507,329 S 7/2005 Zhao
- D509,571 S 9/2005 Green
- D511,202 S 11/2005 Kulig

*Primary Examiner* — Robert Delehanty

(74) *Attorney, Agent, or Firm* — Calfee, Halter & Griswold LLP


(57) **CLAIM**

The ornamental design for a hub, as shown and described.

**DESCRIPTION**

FIG. 1 is a perspective view of a hub of the new design; FIG. 2 is another perspective view of the hub of FIG. 1; FIG. 3 is a front elevational view of the hub of FIG. 1; FIG. 4 is a rear elevational view of the hub of FIG. 1; FIG. 5 is a left side elevational view of the hub of FIG. 1, the right side elevational view being a mirror image thereof; FIG. 6 is a top plan view of the hub of FIG. 1; and, FIG. 7 is a bottom plan view of the hub of FIG. 1. The portions of the Figures shown in broken lines are not part of the claimed design and are for illustration only.

**1 Claim, 3 Drawing Sheets**



# US D645,944 S


Page 2

---

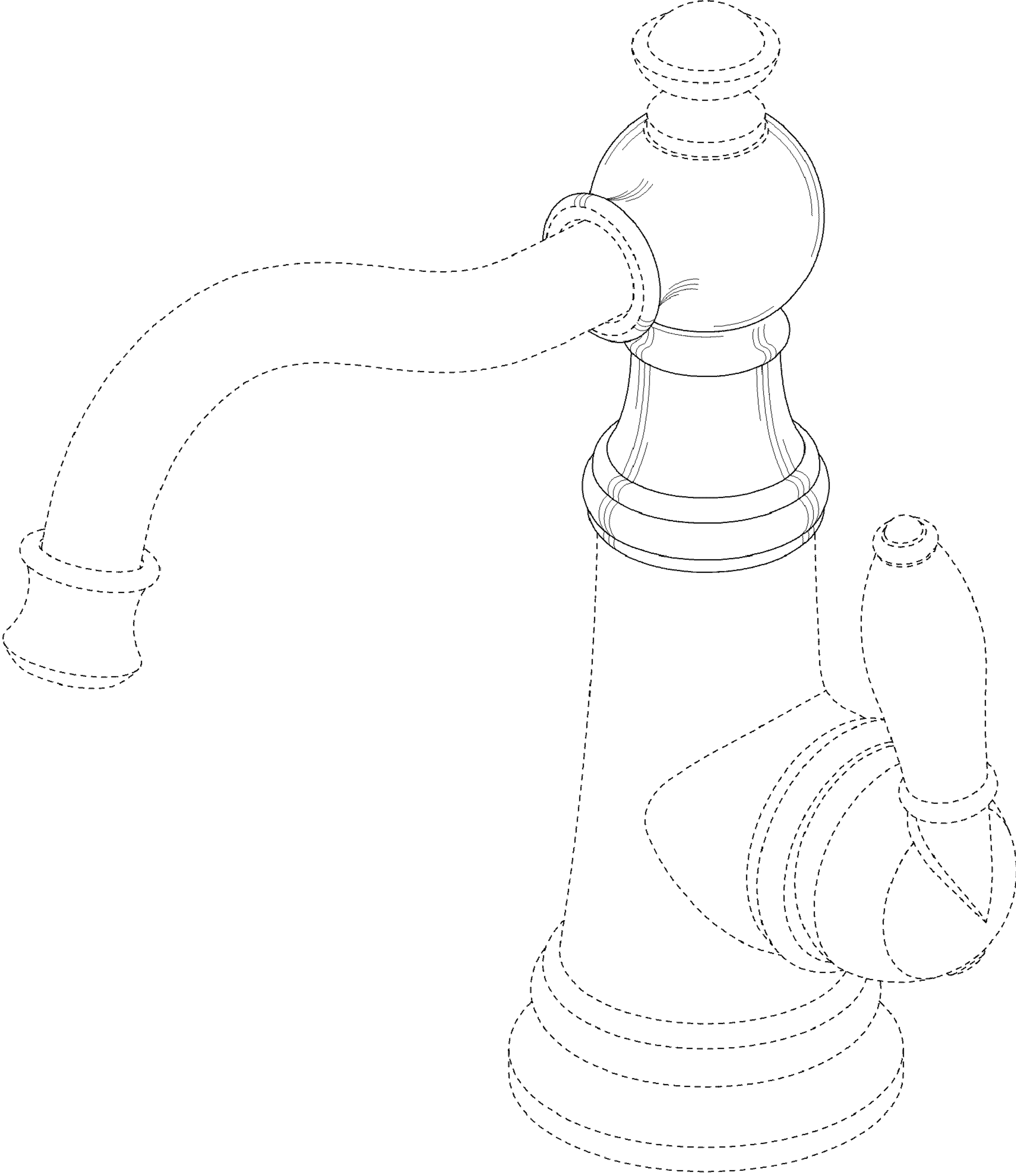
## U.S. PATENT DOCUMENTS

D565,156 S	3/2008	Shieh	D582,018 S	12/2008	Yuan
D566,244 S	4/2008	Dolan	D583,439 S	12/2008	Spangler
D566,811 S	4/2008	Zhang	D585,967 S	2/2009	Shieh
D566,817 S	4/2008	Isaacs	D587,342 S	2/2009	Sorzio
D569,483 S	5/2008	Daunter et al.	D591,402 S	4/2009	Eckhaus
D569,949 S	5/2008	Yuan	D592,286 S	5/2009	Berberet
D570,962 S	6/2008	Dolan	D593,185 S	5/2009	Williams
D574,469 S	8/2008	Soriano	D594,533 S	6/2009	Schoenherr et al.
D580,015 S	11/2008	Yamaguchi et al.	D610,653 S	2/2010	Schoenherr et al.
D580,529 S	11/2008	Spangler	D611,124 S	3/2010	Schoenherr et al.
D581,495 S	11/2008	Yuan			


\* cited by examiner




**FIG. 1**



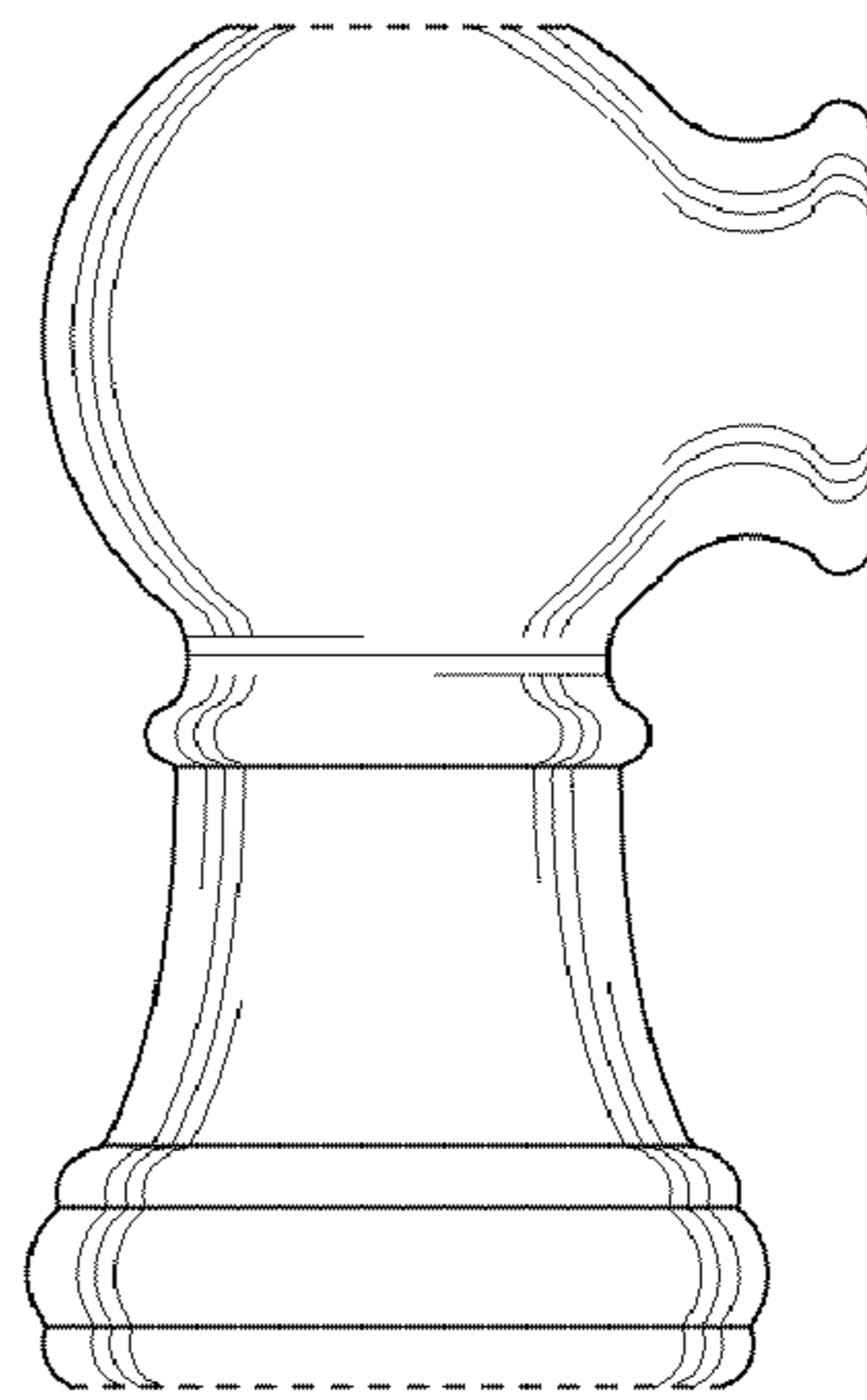
**FIG. 2**



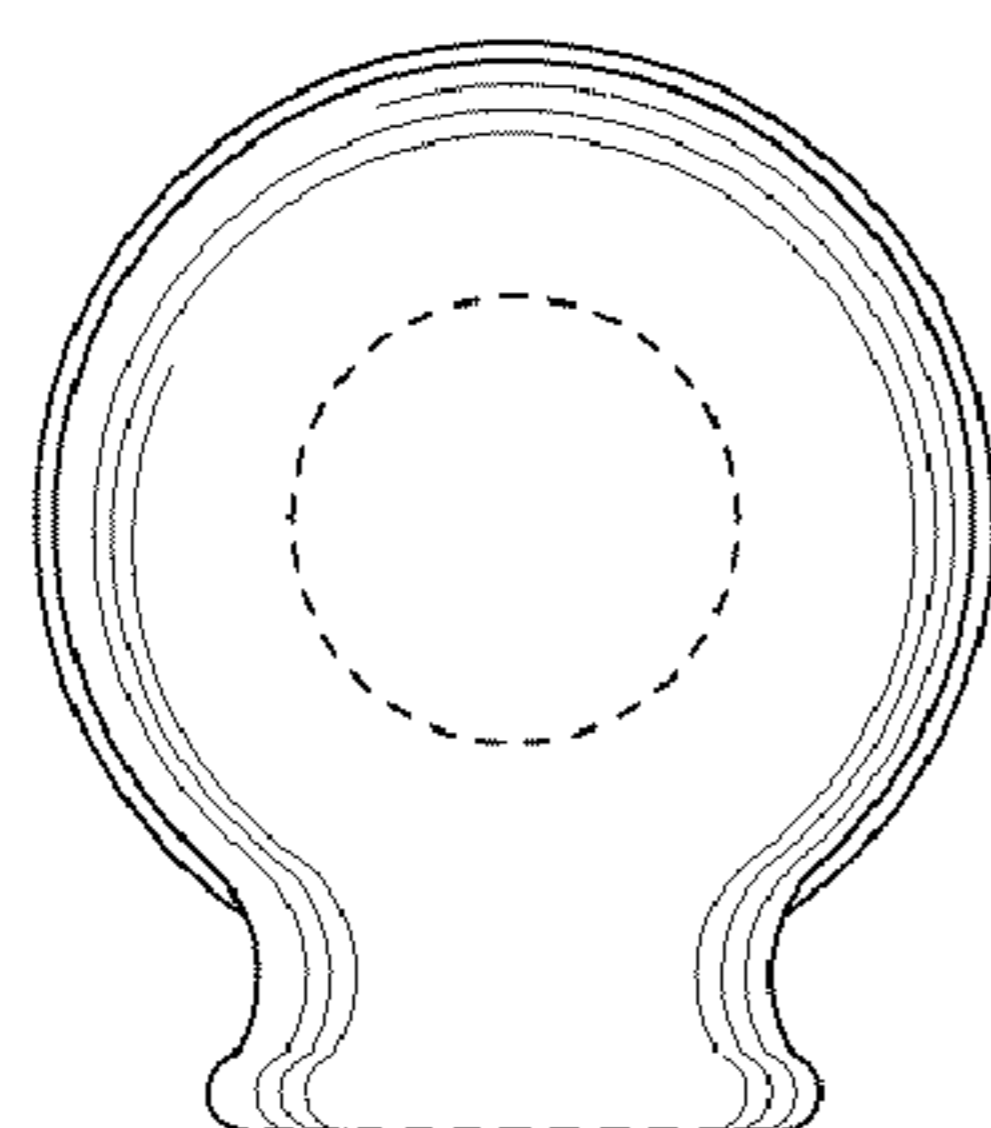
**FIG. 3**



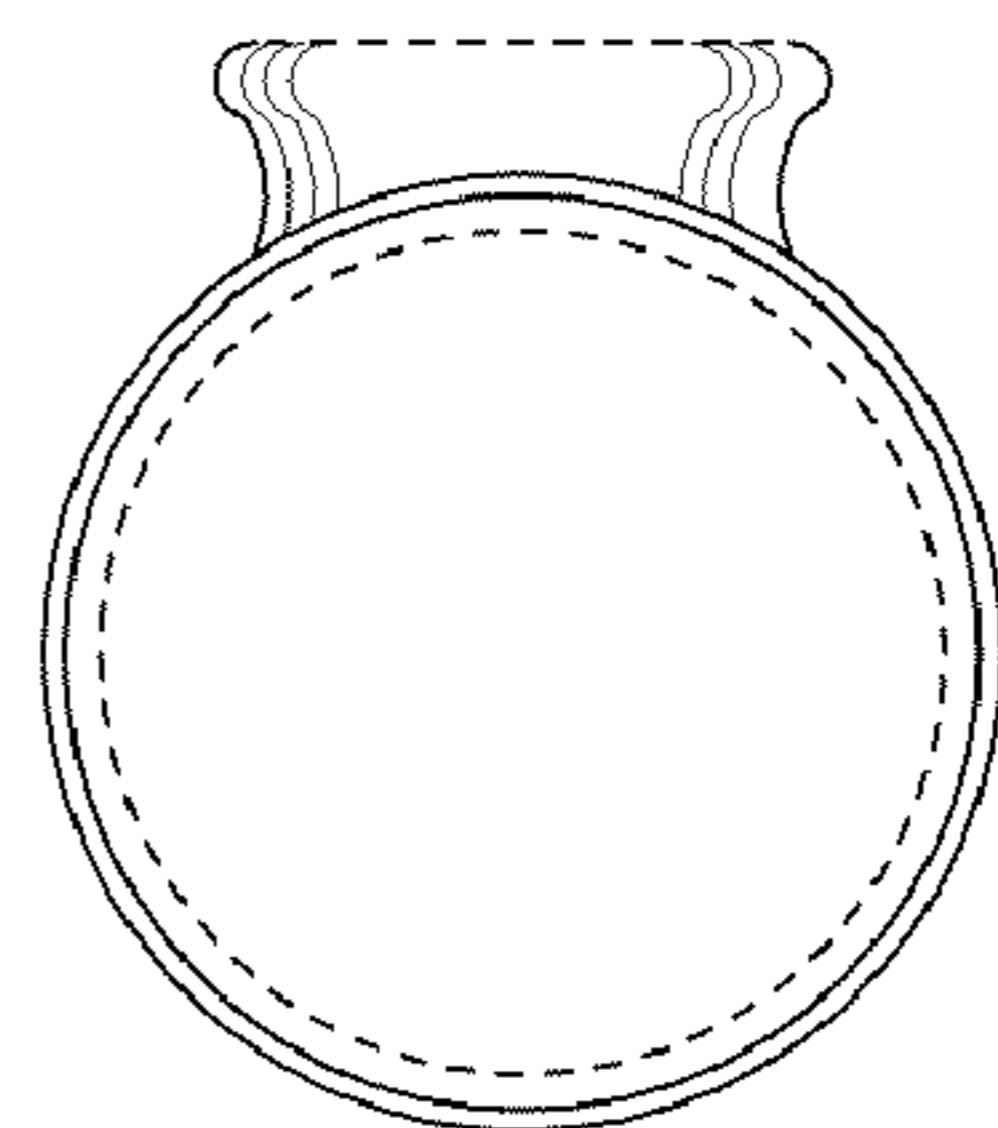
**FIG. 4**



**FIG. 5**



**FIG. 6**



**FIG. 7**