



US00D645932S

(12) **United States Design Patent**  
**Hardy et al.**

(10) **Patent No.:** **US D645,932 S**

(45) **Date of Patent:** **\*\* Sep. 27, 2011**

(54) **FISHING LURE**

(76) Inventors: **James Hardy**, Deatsville, AL (US);  
**Braxton McNaughton**, Greenville, AL (US)

(\*\*) Term: **14 Years**

(21) Appl. No.: **29/384,752**

(22) Filed: **Feb. 3, 2011**

(51) **LOC (9) Cl.** ..... **22-05**

(52) **U.S. Cl.** ..... **D22/132**

(58) **Field of Classification Search** ..... D22/126-133;  
43/42, 42.11, 42.13, 42.26, 42.27, 42.28,  
43/42.24, 42.35, 42.45, 42.06

See application file for complete search history.

(56) **References Cited**

U.S. PATENT DOCUMENTS

2,819,553 A \* 1/1958 Fultz ..... 43/42.26  
5,915,944 A \* 6/1999 Strunk ..... 43/42

D479,572 S \* 9/2003 Adams ..... D22/128  
7,610,714 B1 \* 11/2009 McNaughton ..... 43/42.26  
D634,391 S \* 3/2011 Bernotsky et al. .... D22/128

\* cited by examiner

*Primary Examiner* — Catheri Oliver

(74) *Attorney, Agent, or Firm* — Kenneth M. Bush; Bush Intellectual Property Law

(57) **CLAIM**

We claim the ornamental design for a fishing lure, as shown and described.

**DESCRIPTION**

FIG. 1 is a top plan view of a fishing lure showing our new design;

FIG. 2 is a bottom plan view thereof;

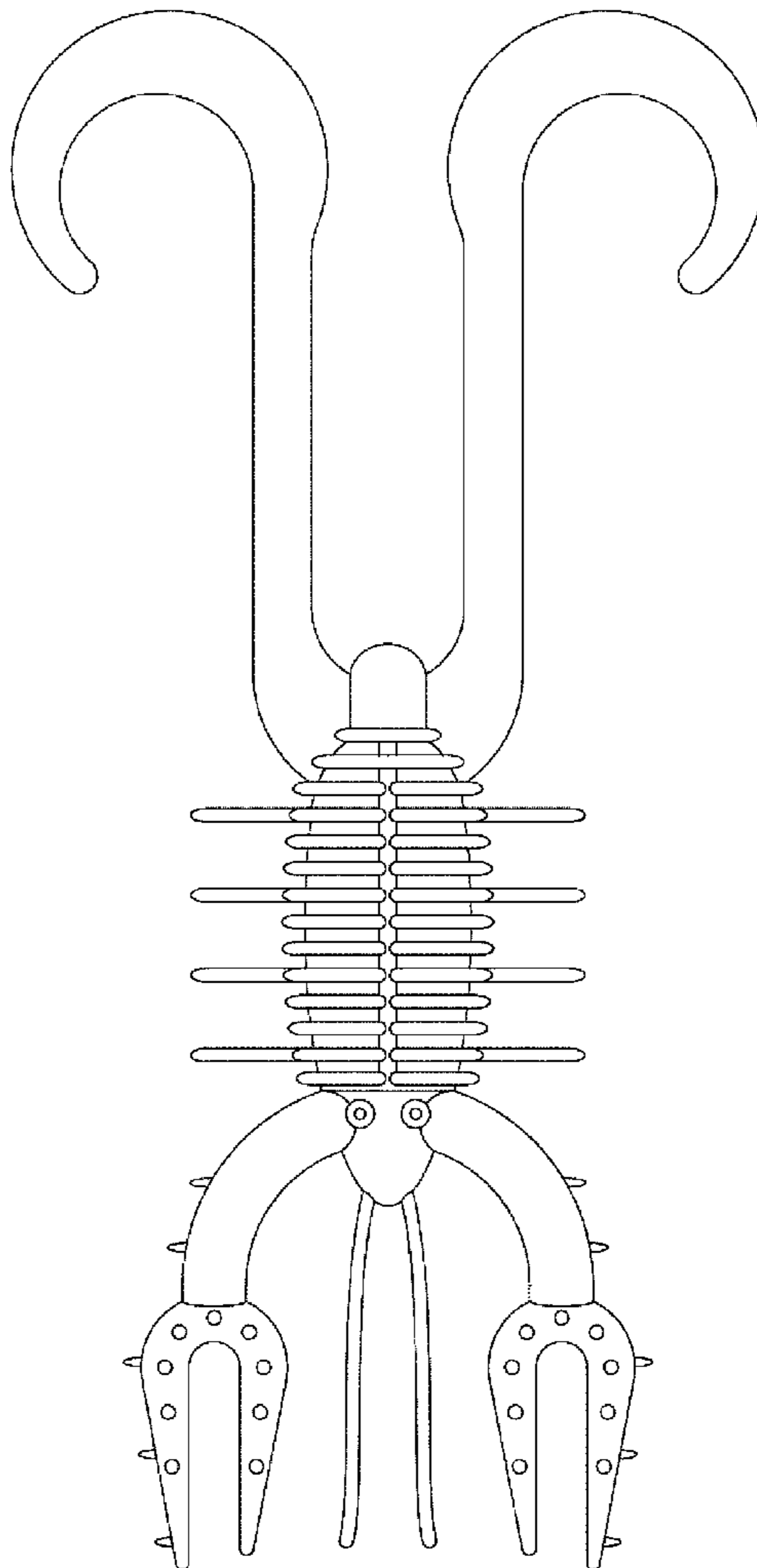
FIG. 3 is a left side elevational view thereof;

FIG. 4 is a right side elevational view thereof;

FIG. 5 is a front elevational view thereof; and,

FIG. 6 is a rear elevational view thereof.

**1 Claim, 2 Drawing Sheets**



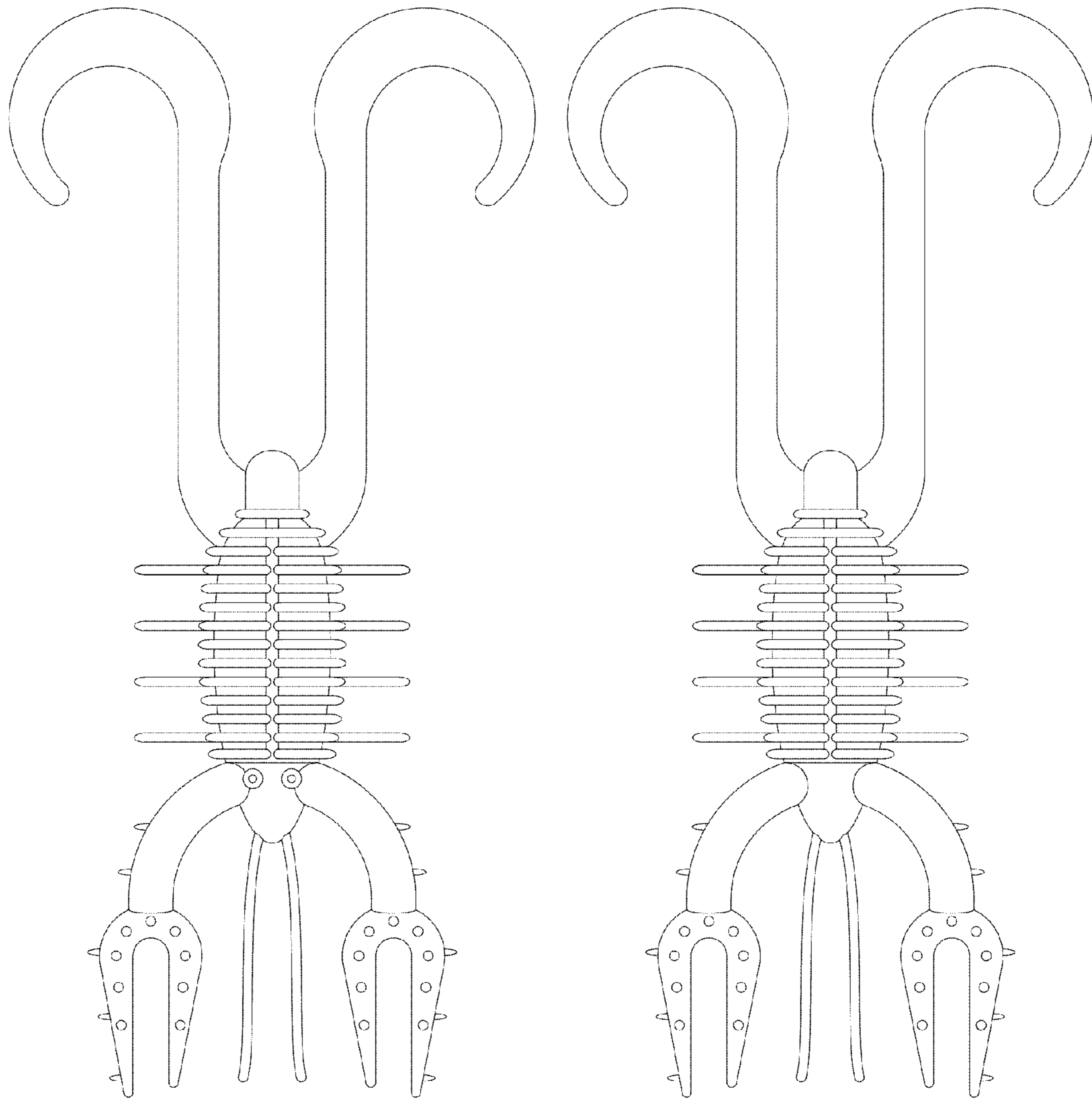


FIG. 1

FIG. 2

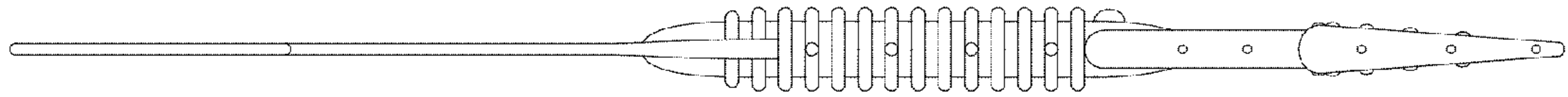


FIG. 3

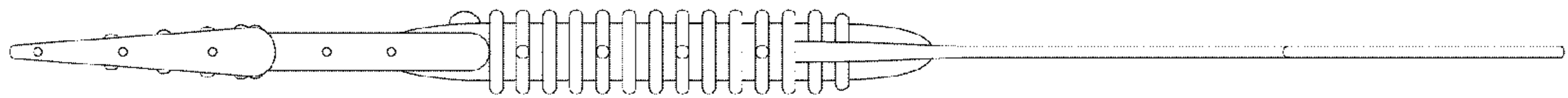


FIG. 4

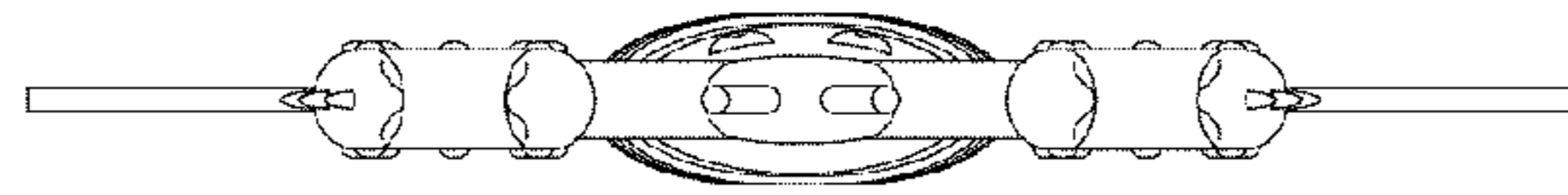


FIG. 5

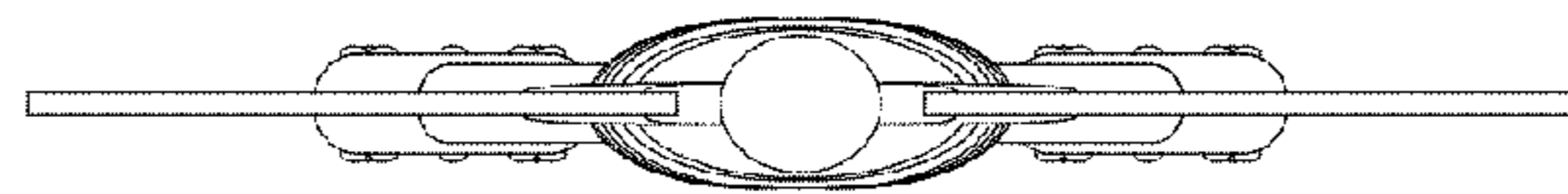


FIG. 6