

US00D645910S

(12) **United States Design Patent**
Foster et al.

(10) **Patent No.:** **US D645,910 S**

(45) **Date of Patent:** **** Sep. 27, 2011**

(54) **BOARD PERIPHERAL FOR VIDEO GAME**

(75) Inventors: **Gregory J. Foster**, Chicago, IL (US);
Robert W. Sheldon, Chicago, IL (US);
Ron Llanes, Chicago, IL (US); **Chunlun Lee**, Chicago, IL (US)

(73) Assignee: **Activision Publishing, Inc.**, Santa Monica, CA (US)

(**) Term: **14 Years**

(21) Appl. No.: **29/369,875**

(22) Filed: **Sep. 14, 2010**

Related U.S. Application Data

(63) Continuation of application No. 29/351,196, filed on Dec. 1, 2009, now abandoned.

(51) **LOC (9) Cl.** **21-01**

(52) **U.S. Cl.** **D21/333; D21/324; D14/496**

(58) **Field of Classification Search** **D21/324-333, D21/334, 385; D14/496, 356-358, 217; 273/148 B; 463/29-35, 43-47, 1; 345/156, 345/158, 162, 169**

See application file for complete search history.

(56) **References Cited**

U.S. PATENT DOCUMENTS

5,047,896	A	9/1991	Zust	
5,333,100	A	7/1994	Anhalt et al.	
5,544,919	A	8/1996	Tinkler	
5,820,154	A	10/1998	Howe	
5,882,106	A	3/1999	Galli	
5,915,721	A *	6/1999	Laughlin et al.	280/617
6,307,465	B1	10/2001	Kayama et al.	
6,435,904	B1	8/2002	Herbst et al.	
D466,834	S *	12/2002	Oldendorph	D12/10
6,513,826	B1	2/2003	Hangl	

6,648,348	B2 *	11/2003	Link	280/14.25
6,809,722	B2 *	10/2004	Mei et al.	345/163
6,835,131	B1	12/2004	White et al.	
6,910,695	B2	6/2005	Ellington	
D557,347	S	12/2007	Nishimoto	
D557,697	S	12/2007	Chen et al.	
7,507,157	B2	3/2009	Vale et al.	
D594,065	S	6/2009	Oikawa et al.	
2009/0029756	A1	1/2009	Guest	
2009/0083805	A1	3/2009	Sizelove et al.	

OTHER PUBLICATIONS

U.S. Appl. No. 29/351,195, filed Dec. 1, 2009.
Notice of Allowance from USPTO dated Jun. 17, 2010 for U.S. Appl. No. 29/351,195.
Notice of Allowance from USPTO dated Nov. 24, 2010 for U.S. Appl. No. 29/369,874.

* cited by examiner

Primary Examiner — Prabhakar Deshmukh

(74) *Attorney, Agent, or Firm* — Klein, O'Neill & Singh, LLP

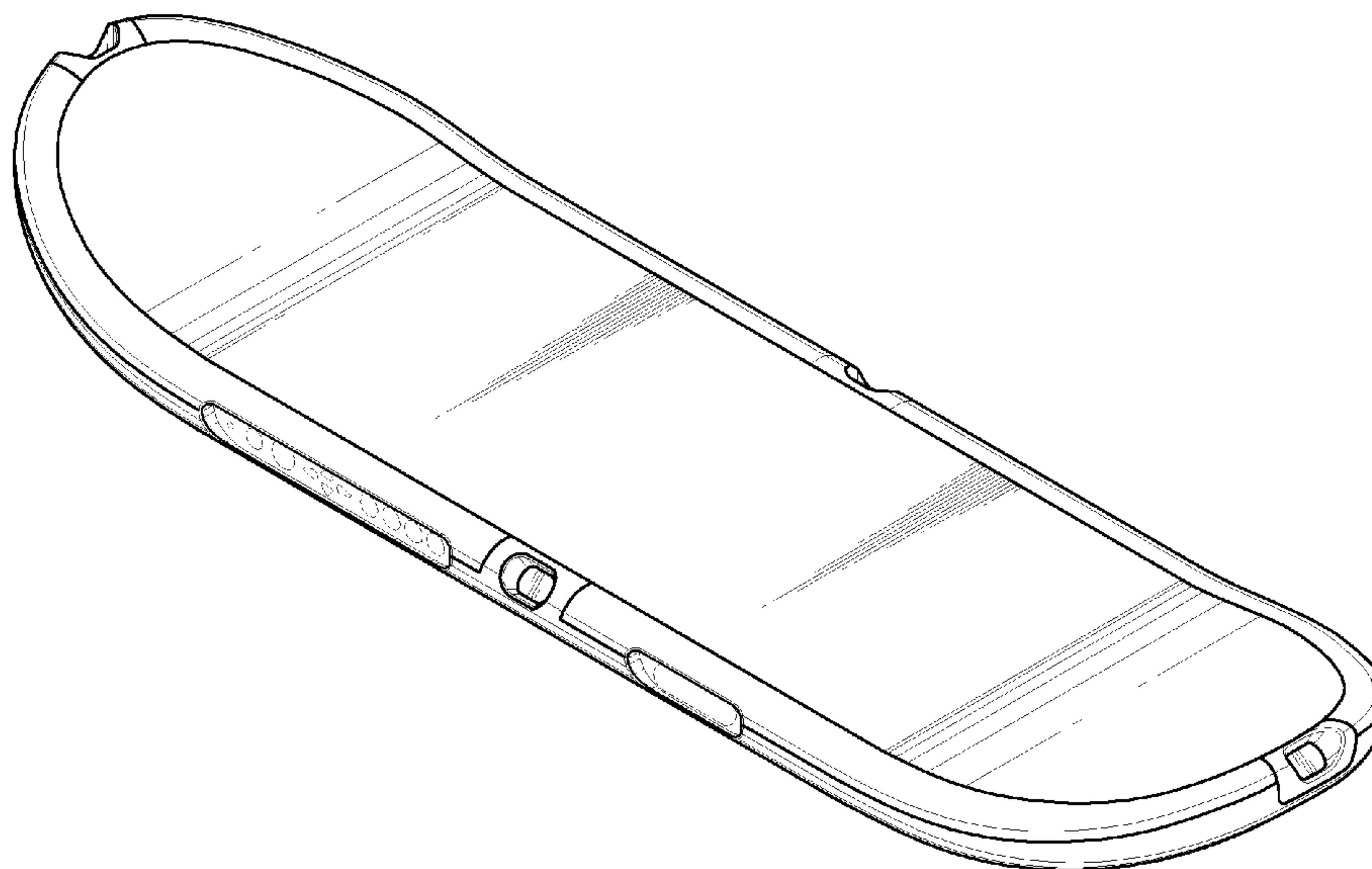
(57) **CLAIM**

The ornamental design for a board peripheral for video game, as shown and described.

DESCRIPTION

FIG. 1 is a perspective view of a board peripheral for video game, showing our new design;
FIG. 2 is a top plan view thereof;
FIG. 3 is a bottom plan view thereof;
FIG. 4 is a front elevational view thereof;
FIG. 5 is a rear elevational view thereof; and,
FIG. 6 is a left side elevational view thereof, the right side elevational view being a mirror image thereof.
The broken lines depict environment of the board peripheral for video game and form no part of the claimed design.

1 Claim, 2 Drawing Sheets



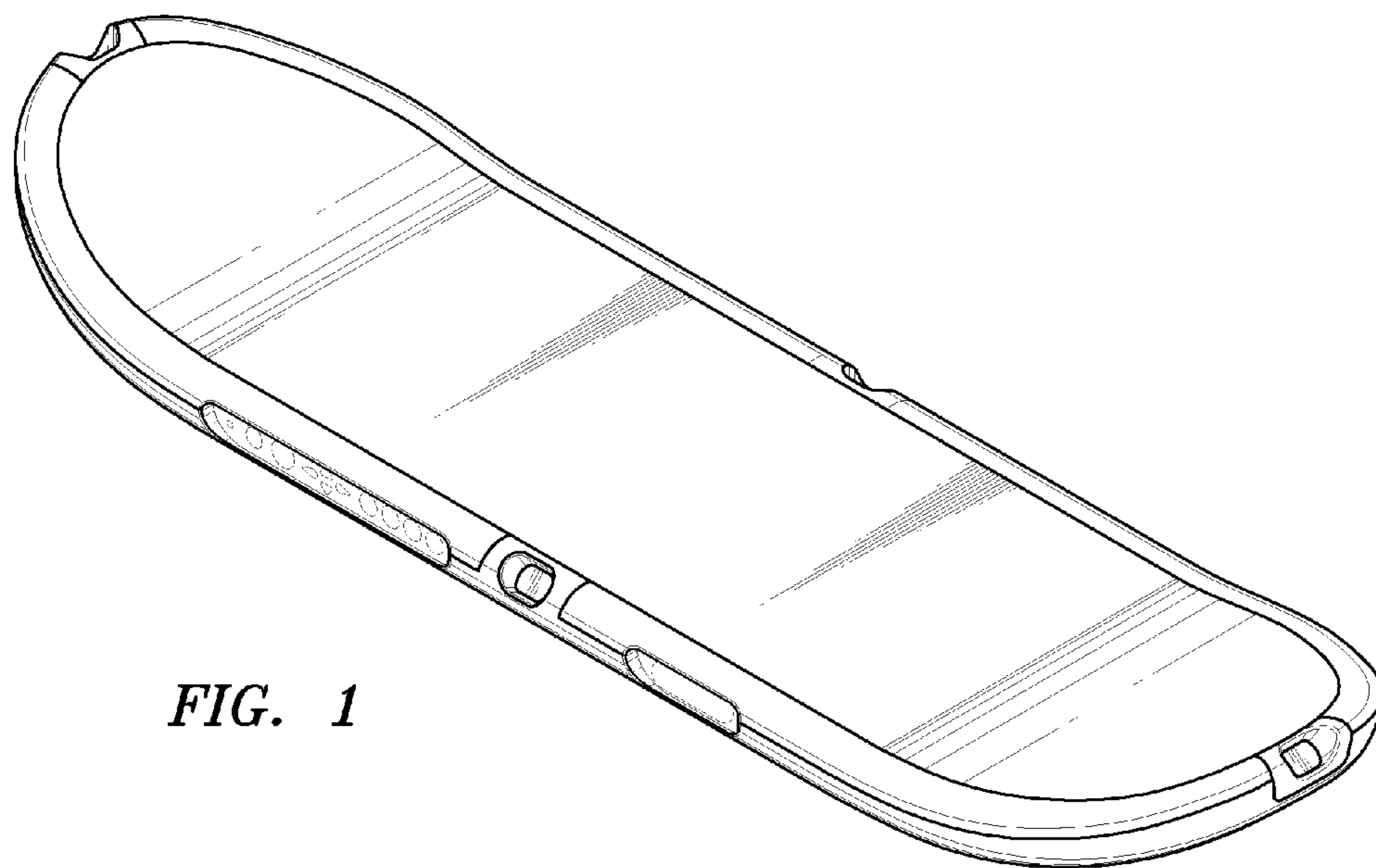


FIG. 1

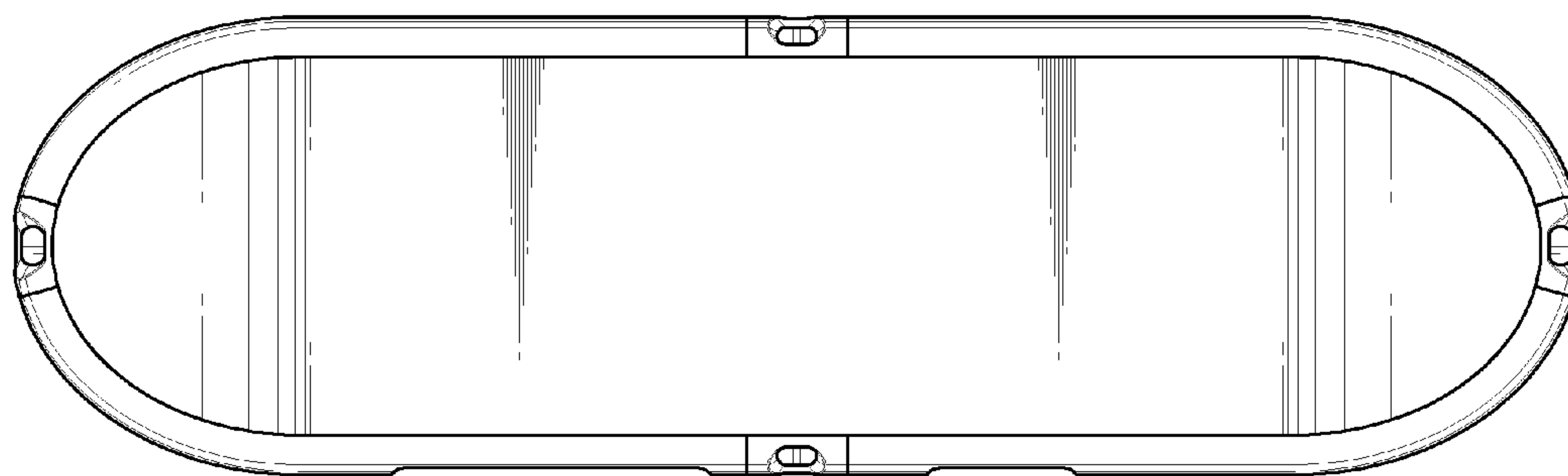


FIG. 2

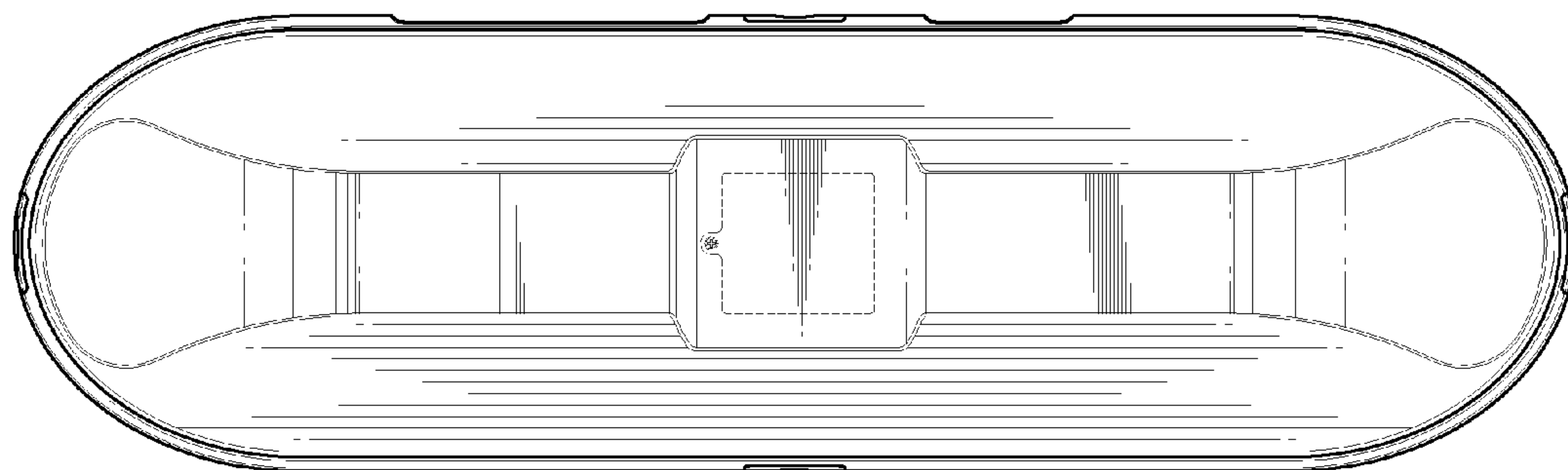


FIG. 3

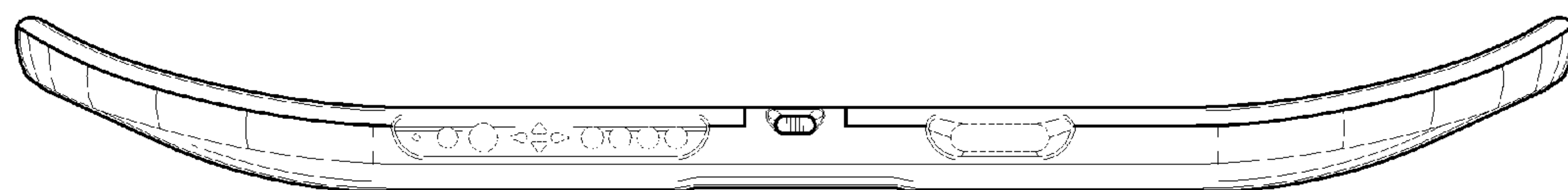


FIG. 4

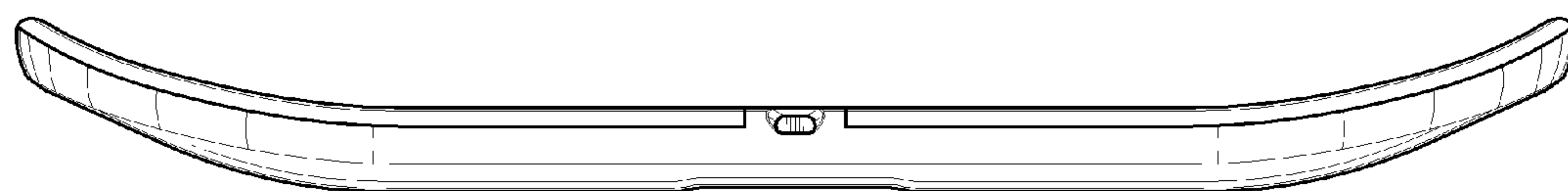


FIG. 5

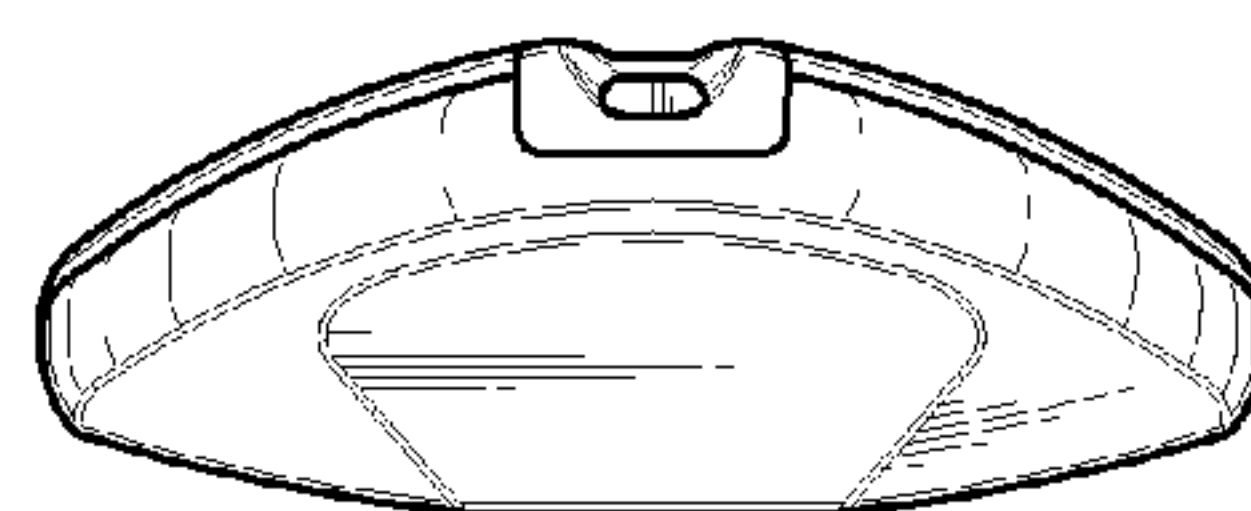


FIG. 6