



US00D645908S

(12) **United States Design Patent**
Yi et al.

(10) **Patent No.:** **US D645,908 S**

(45) **Date of Patent:** **** Sep. 27, 2011**

(54) **WALL MOUNTED SIGN**

(75) Inventors: **Jean Yi**, Foshan (CN); **Danielle Rodgers**, Indianapolis, IN (US)

(73) Assignee: **Deflecto, LLC**, Indianapolis, IN (US)

(**) Term: **14 Years**

(21) Appl. No.: **29/384,251**

(22) Filed: **Jan. 28, 2011**

(51) **LOC (9) Cl.** **20-03**

(52) **U.S. Cl.** **D20/42; D20/43**

(58) **Field of Classification Search** D20/10,
D20/13, 15, 17-19, 21, 27, 39-44, 99; 40/124.01,
40/124.191, 299.01, 360, 446, 538, 541,
40/542, 549, 553, 564, 568, 570, 572, 575,
40/577, 580, 581, 582, 584, 594, 597, 600,
40/615, 617-619, 700, 735; D6/300, 310,
D6/314; D10/104, 109; D8/354; D19/52,
D19/91; 362/812

See application file for complete search history.

(56) **References Cited**

U.S. PATENT DOCUMENTS

1,562,487	A *	11/1925	Anthony	40/360
4,217,714	A *	8/1980	Ramsay	40/549
D303,814	S *	10/1989	Beck	D20/39
D341,163	S *	11/1993	Cohen	D20/10
D361,093	S *	8/1995	Pitts	D20/17
D415,206	S *	10/1999	Gaines	D20/27
D434,452	S *	11/2000	Steiner et al.	D20/40
D551,717	S	9/2007	Diller		
D551,718	S	9/2007	Diller		

D633,779	S *	3/2011	Bennett et al.	D8/354
D635,195	S *	3/2011	Michalscheck	D20/42
2005/0120604	A1 *	6/2005	Slowski	40/542

* cited by examiner

Primary Examiner — Mary Ann Calabrese

(74) *Attorney, Agent, or Firm* — SNR Denton US LLP;
Brian R. McGinley


(57) **CLAIM**

The ornamental design for a wall mounted sign, as shown and described.

DESCRIPTION

FIG. 1 is a front elevational view of the wall mounted sign illustrating the new design;
FIG. 2 is a right side view of the wall mounted sign illustrated in FIG. 1;
FIG. 3 is a rear view of the wall mounted sign illustrated in FIG. 1;
FIG. 4 is a left side view of the wall mounted sign illustrated in FIG. 1;
FIG. 5 is a top view of the wall mounted sign illustrated in FIG. 1;
FIG. 6 is a bottom view of the wall mounted sign shown in FIG. 1;
FIG. 7 is a front perspective view of the wall mounted sign illustrated in FIG. 1; and,
FIG. 8 is a rear perspective view of the wall mounted sign illustrated in FIG. 1.

1 Claim, 4 Drawing Sheets






Fig. 1

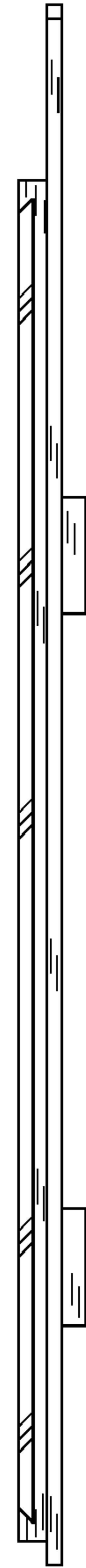


Fig. 2

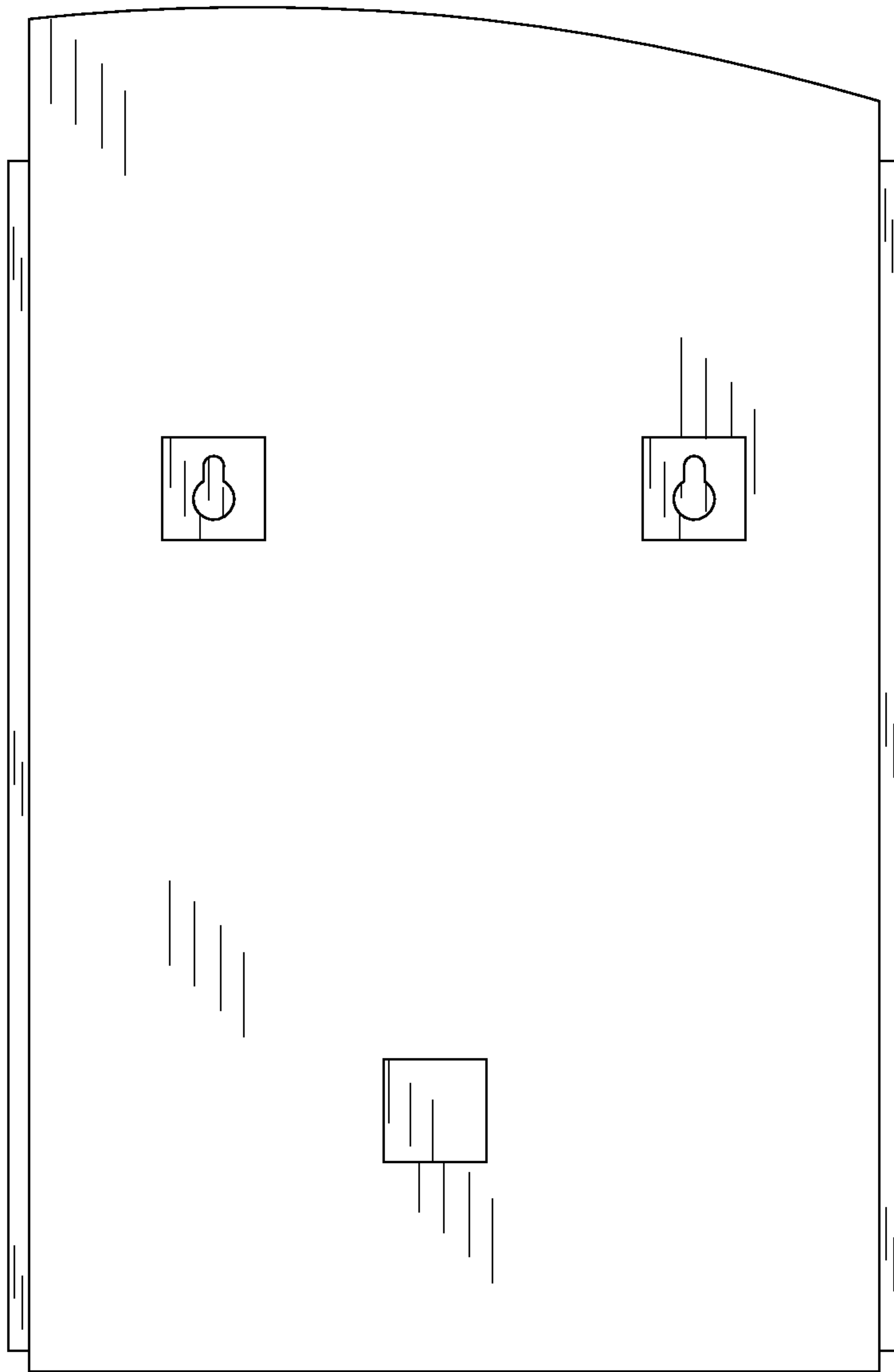


Fig. 3

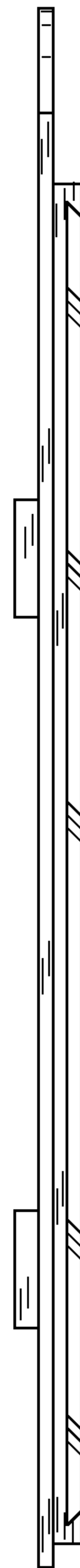


Fig. 4

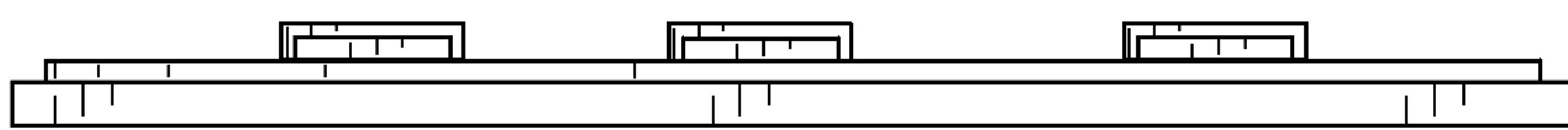


Fig. 5

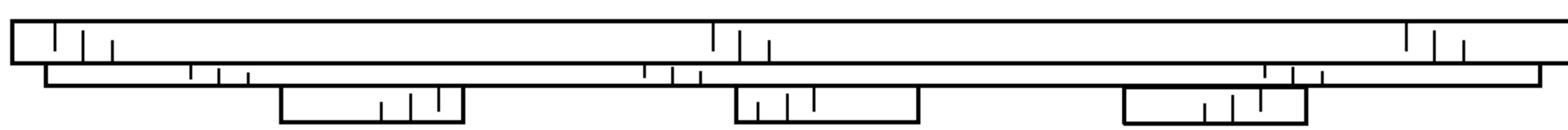


Fig. 6




Fig. 7

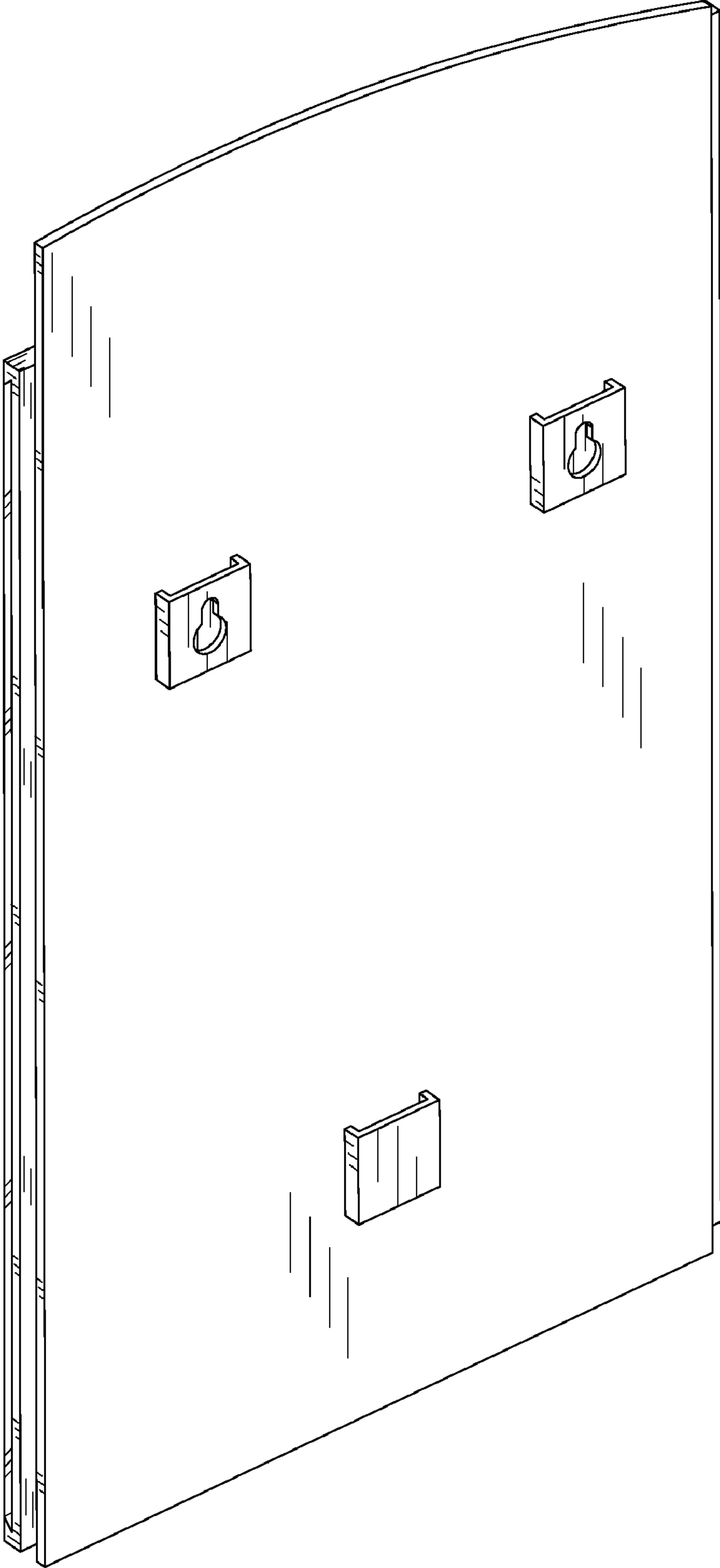


Fig. 8