

US00D645870S

(12) **United States Design Patent**
Evans et al.

(10) **Patent No.:** **US D645,870 S**

(45) **Date of Patent:** **** Sep. 27, 2011**

(54) **GRAPHICAL USER INTERFACE FOR A DISPLAY SCREEN OR PORTION THEREOF**

(75) Inventors: **Matt Evans**, San Francisco, CA (US);
Brian R. Frick, Gaithersburg, MD (US);
Ole Lagemann, Hamburg (DE)

(73) Assignee: **Apple Inc.**, Cupertino, CA (US)

(**) Term: **14 Years**

(21) Appl. No.: **29/332,782**

(22) Filed: **Feb. 25, 2009**

Related U.S. Application Data

(62) Division of application No. 29/283,103, filed on Aug. 6, 2007.

(51) **LOC (9) Cl.** **14-04**

(52) **U.S. Cl.** **D14/486**

(58) **Field of Classification Search** D14/485-95;
D18/24-33; D19/6, 52; D20/11; D21/324-33;
715/700-867, 973-77; D17/7, 14, 22
See application file for complete search history.

(56) **References Cited**

U.S. PATENT DOCUMENTS

- 2,761,344 A * 9/1956 Koehl 84/171
- D239,052 S * 3/1976 Bolen D17/14
- D276,057 S * 10/1984 Plassmann D21/405
- 4,593,596 A * 6/1986 Gauger 84/421
- D419,143 S 1/2000 Baker et al.
- D499,443 S * 12/2004 Ohno D17/7
- D521,046 S * 5/2006 Martinez D17/19
- D548,239 S * 8/2007 Rimas-Ribikauskas
et al. D14/485
- D553,180 S * 10/2007 Cook D17/14

- D554,146 S 10/2007 Gusmorino et al.
- D565,580 S * 4/2008 Gunn et al. D14/485
- D566,126 S 4/2008 Park et al.
- D567,280 S * 4/2008 Garnier D17/14
- D570,361 S 6/2008 Lam et al.
- D570,362 S 6/2008 Lam et al.
- D574,387 S 8/2008 Jasinski
- D574,839 S * 8/2008 Jasinski D14/485
- D587,276 S * 2/2009 Noviello et al. D14/485

* cited by examiner

Primary Examiner — Melanie H Tung

(74) *Attorney, Agent, or Firm* — Sterne, Kessler, Goldstein & Fox P.L.L.C.

(57) **CLAIM**

The ornamental design for a graphical user interface for a display screen or portion thereof, as shown and described.

DESCRIPTION

The patent or application file contains at least one drawing executed in color. Copies of this patent or patent application publication with color drawing(s) will be provided by the Office upon request and payment of the necessary fee.

FIG. 1 is a front view of a graphical user interface for a display screen or portion thereof showing our new design;

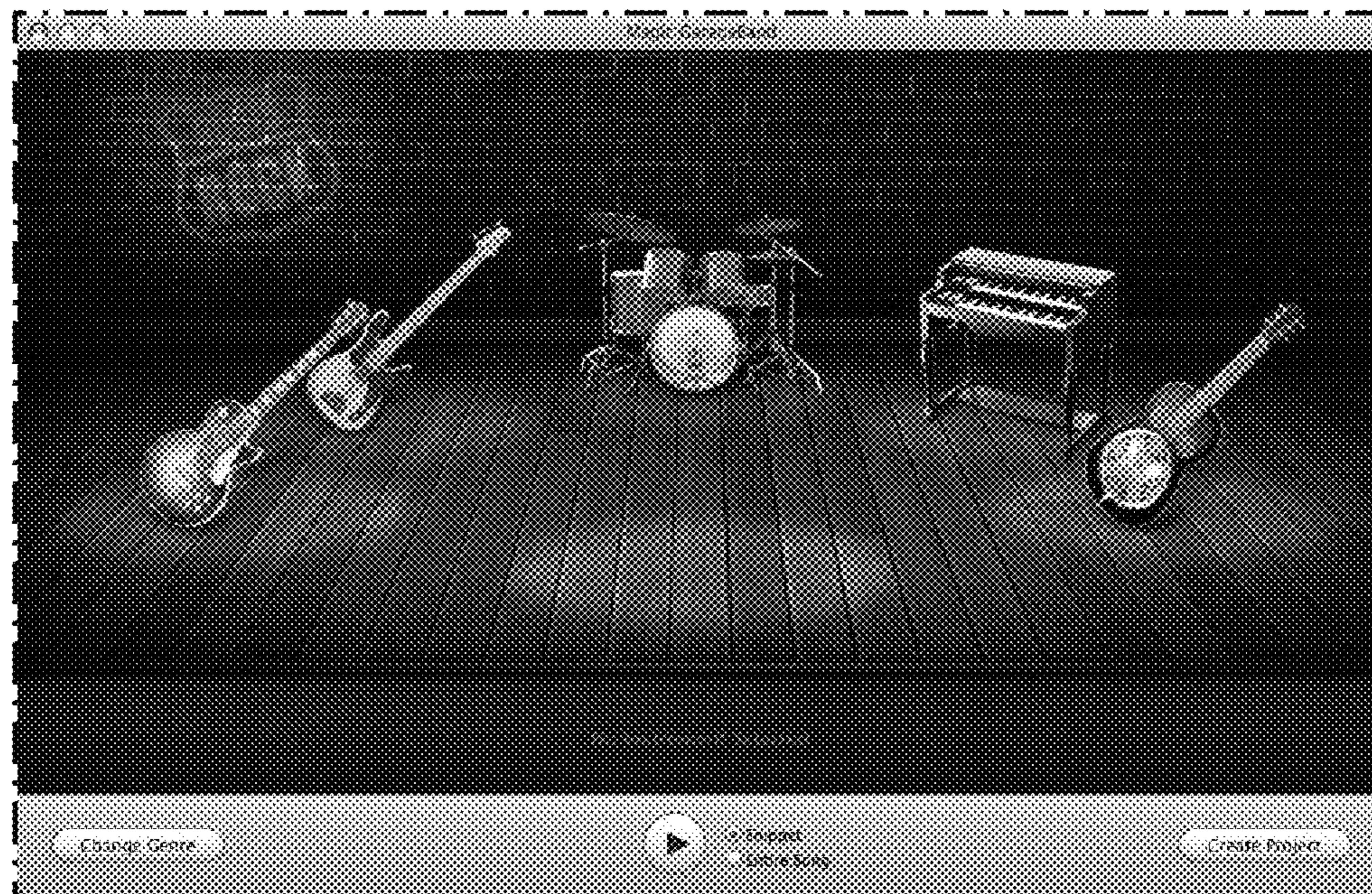
FIG. 2 is a front view of another graphical user interface for a display screen or portion thereof showing our new design;

FIG. 3 is a front view of a graphical user interface for a display screen or portion thereof showing our new design; and,

FIG. 4 is a front view of another graphical user interface for a display screen or portion thereof showing our new design.

The broken lines in the Figures showing environment are for illustrative purposes only and form no part of the claimed design.

1 Claim, 4 Drawing Sheets
(2 of 4 Drawing Sheet(s) Filed in Color)



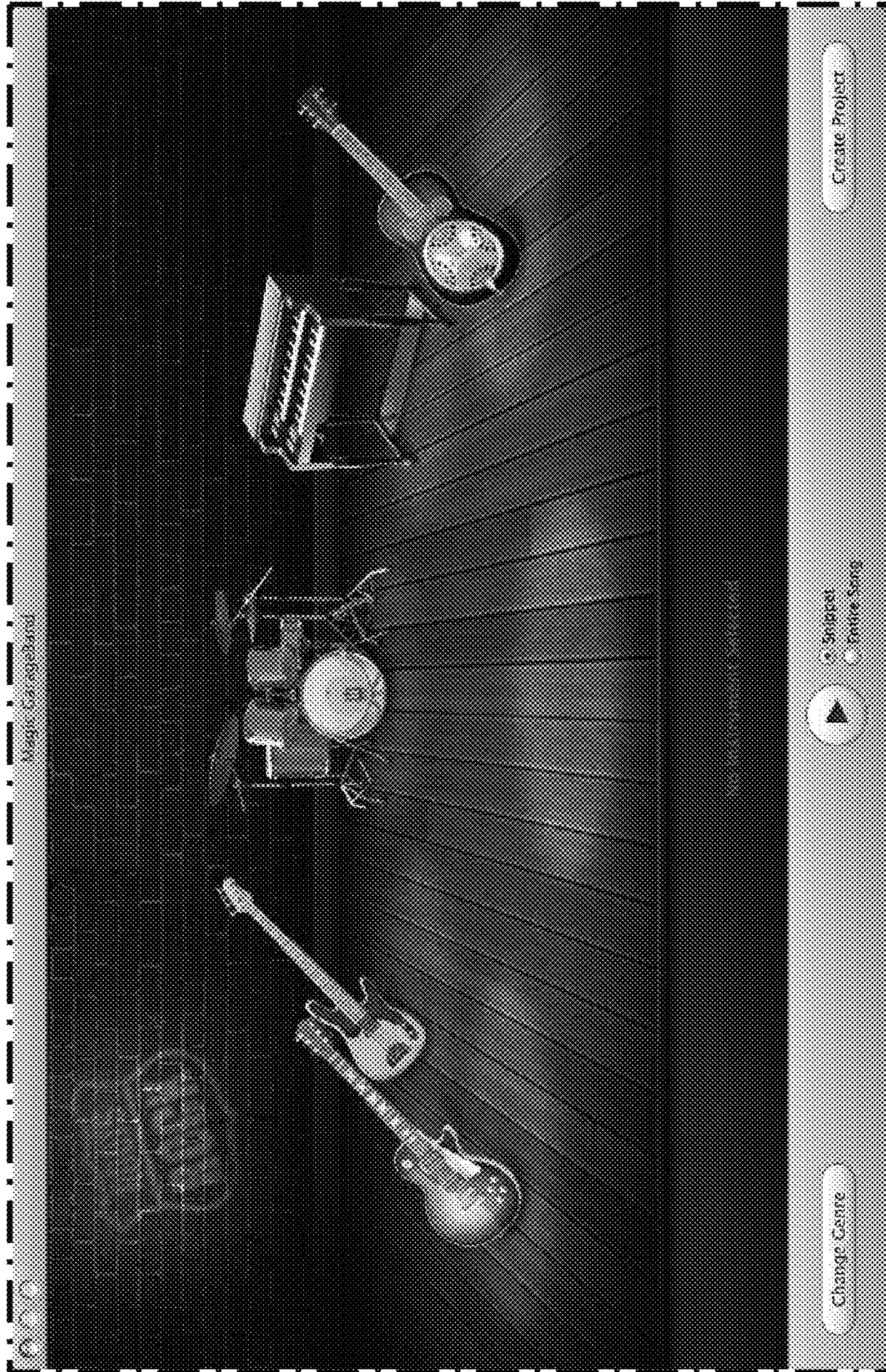


FIG. 1



FIG. 2



FIG. 3




FIG. 4