



US00D645862S

(12) **United States Design Patent**  
**Paul**

(10) **Patent No.:** **US D645,862 S**

(45) **Date of Patent:** **\*\* Sep. 27, 2011**

(54) **HEAD MOUNTABLE DISPLAY VISOR**

(75) **Inventor:** **Patrick J. Paul**, Boca Raton, FL (US)

(73) **Assignee:** **NovaVision, Inc.**, Boca Raton, FL (US)

(\*\*) **Term:** **14 Years**

(21) **Appl. No.:** **29/351,089**

(22) **Filed:** **Nov. 30, 2009**

(51) **LOC (9) Cl.** ..... **14-02**

(52) **U.S. Cl.** ..... **D14/372**

(58) **Field of Classification Search** ..... D14/372,  
D14/496, 432, 371, 125, 126, 129, 299;  
D16/300-342; 351/158, 153, 144; 345/7-9,  
345/905; 455/344; 348/115, 53, 121, 739  
See application file for complete search history.

(56) **References Cited**

**U.S. PATENT DOCUMENTS**

5,162,828	A *	11/1992	Furness et al. ....	353/122
D363,482	S *	10/1995	Robinson et al. ....	D14/372
D374,002	S *	9/1996	Bassett et al. ....	D14/372
D375,495	S *	11/1996	MacInnes et al. ....	D14/372
D380,032	S *	6/1997	Kobayashi et al. ....	D14/372
D383,455	S *	9/1997	MacInnes et al. ....	D14/372
5,708,449	A *	1/1998	Heacock et al. ....	345/8
D394,649	S *	5/1998	Pombo ..... ..	D14/372
D402,287	S *	12/1998	Kawashima ..... ..	D14/372
5,903,395	A *	5/1999	Rallison et al. ....	359/630
D415,146	S *	10/1999	Hori ..... ..	D14/372
D427,982	S *	7/2000	Ishii ..... ..	D14/372
D433,411	S *	11/2000	Kawashima ..... ..	D14/372
D440,967	S *	4/2001	Jung ..... ..	D14/372

D444,155	S *	6/2001	Morooka et al. ....	D14/496
6,449,309	B1 *	9/2002	Tabata ..... ..	375/240.01
6,914,583	B1 *	7/2005	Chigira ..... ..	345/7
D513,032	S *	12/2005	Diamantidis ..... ..	D16/300
7,161,560	B2 *	1/2007	Patterson ..... ..	345/7
7,310,072	B2 *	12/2007	Ronzani et al. ....	345/8
7,468,843	B2 *	12/2008	Tanijiri et al. ....	359/631
7,859,597	B2 *	12/2010	Anderson et al. ....	348/725

\* cited by examiner

*Primary Examiner* — Cathron Brooks

*Assistant Examiner* — Deanna Fluegeman

(74) *Attorney, Agent, or Firm* — Hunton & Williams

(57) **CLAIM**

The ornamental design for a head mountable display visor, as shown and described.

**DESCRIPTION**

FIG. 1 is a perspective view of a head mountable display visor according to my design;

FIG. 2 is a front view thereof;

FIG. 3 is a back view of the head mountable display visor of FIG. 1, wherein the back retaining strap is removed;

FIG. 4 is a top view of the head mountable display visor of FIG. 1, wherein the top retaining strap is removed;

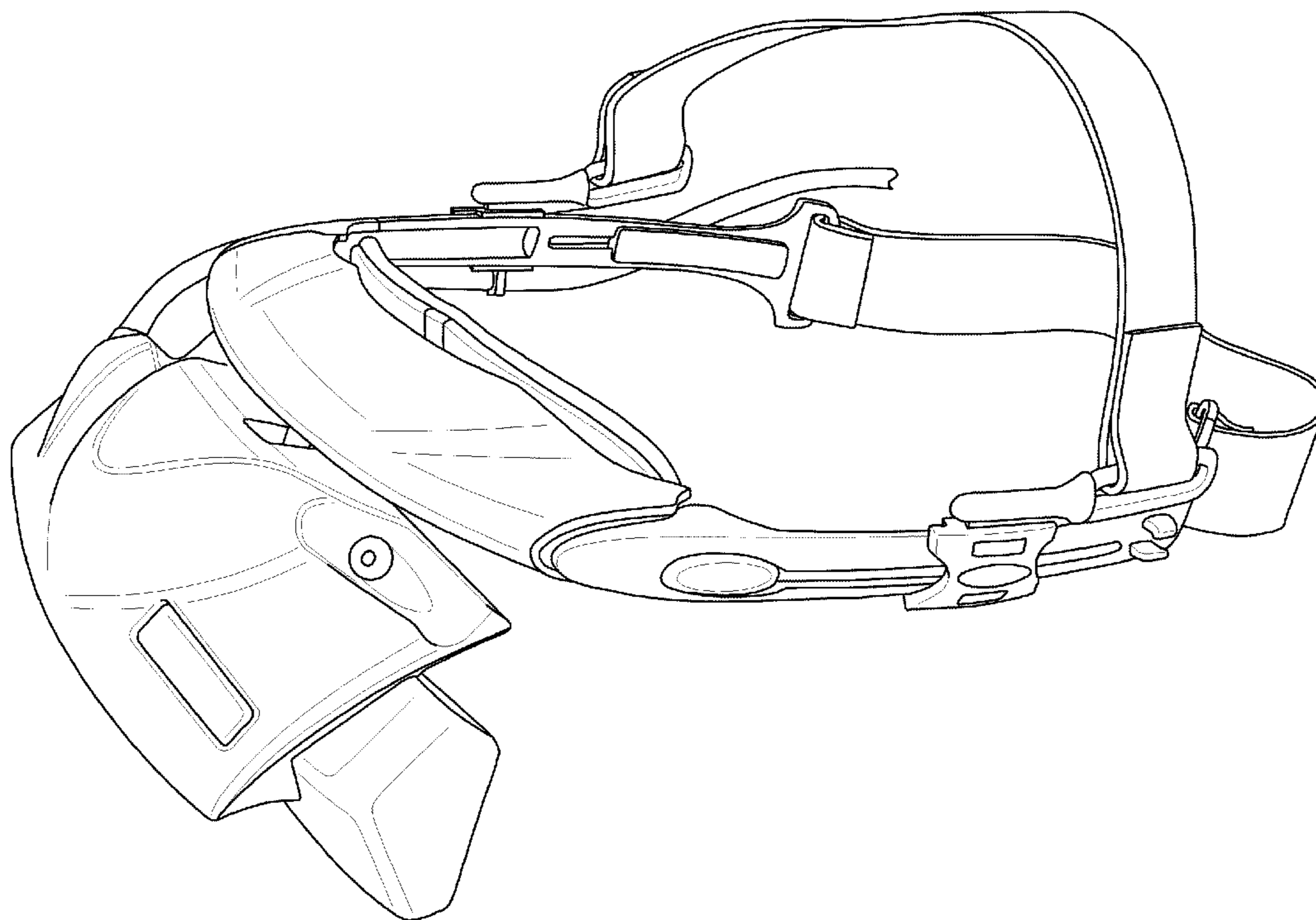
FIG. 5 is a bottom view thereof;

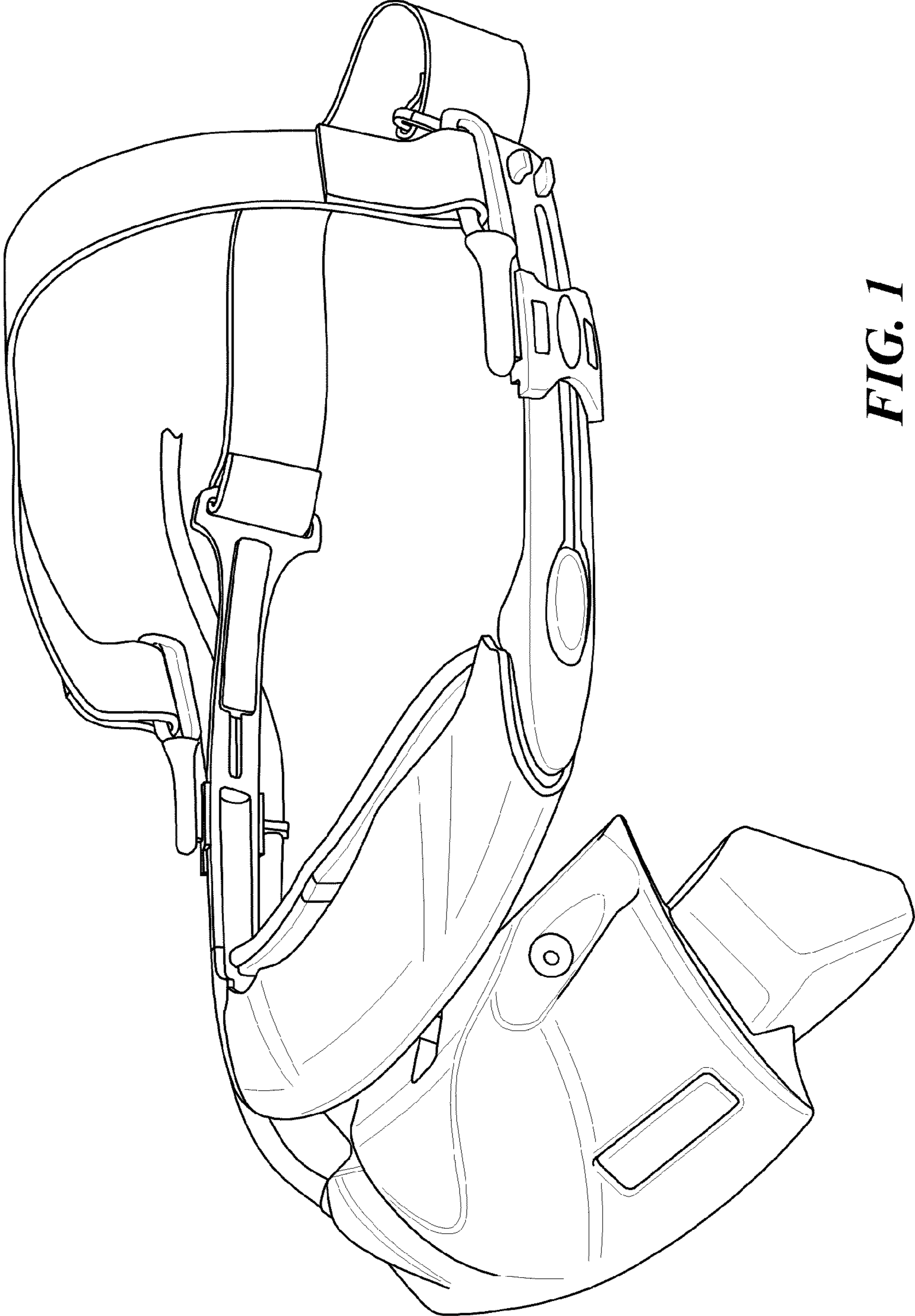
FIG. 6 is a right side view of the head mountable display visor of FIG. 1; and,

FIG. 7 is a left side view thereof.

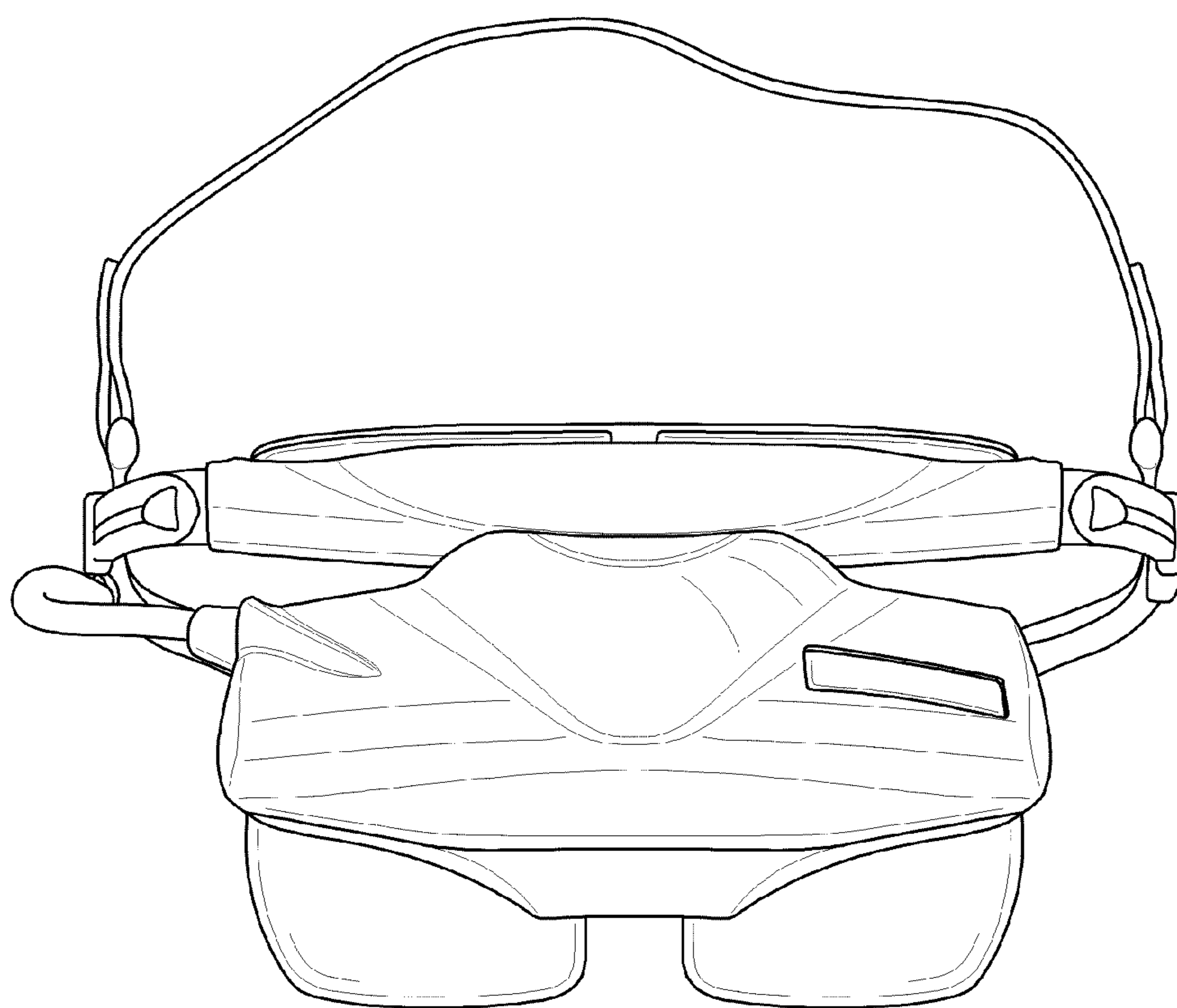
The broken lines in the drawings illustrate unclaimed portions of the head mountable display visor and form no part of the claimed design.

**1 Claim, 7 Drawing Sheets**

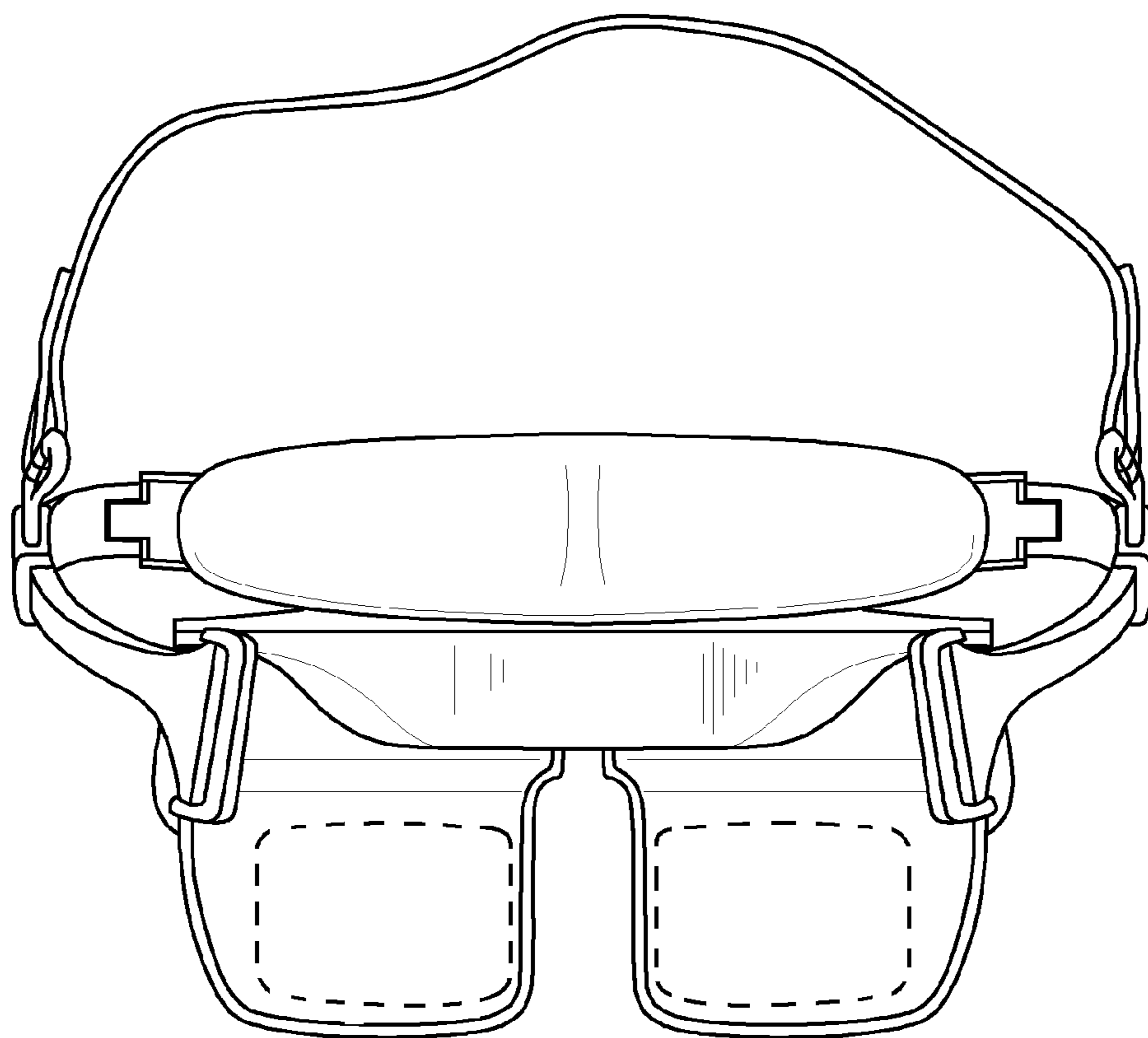




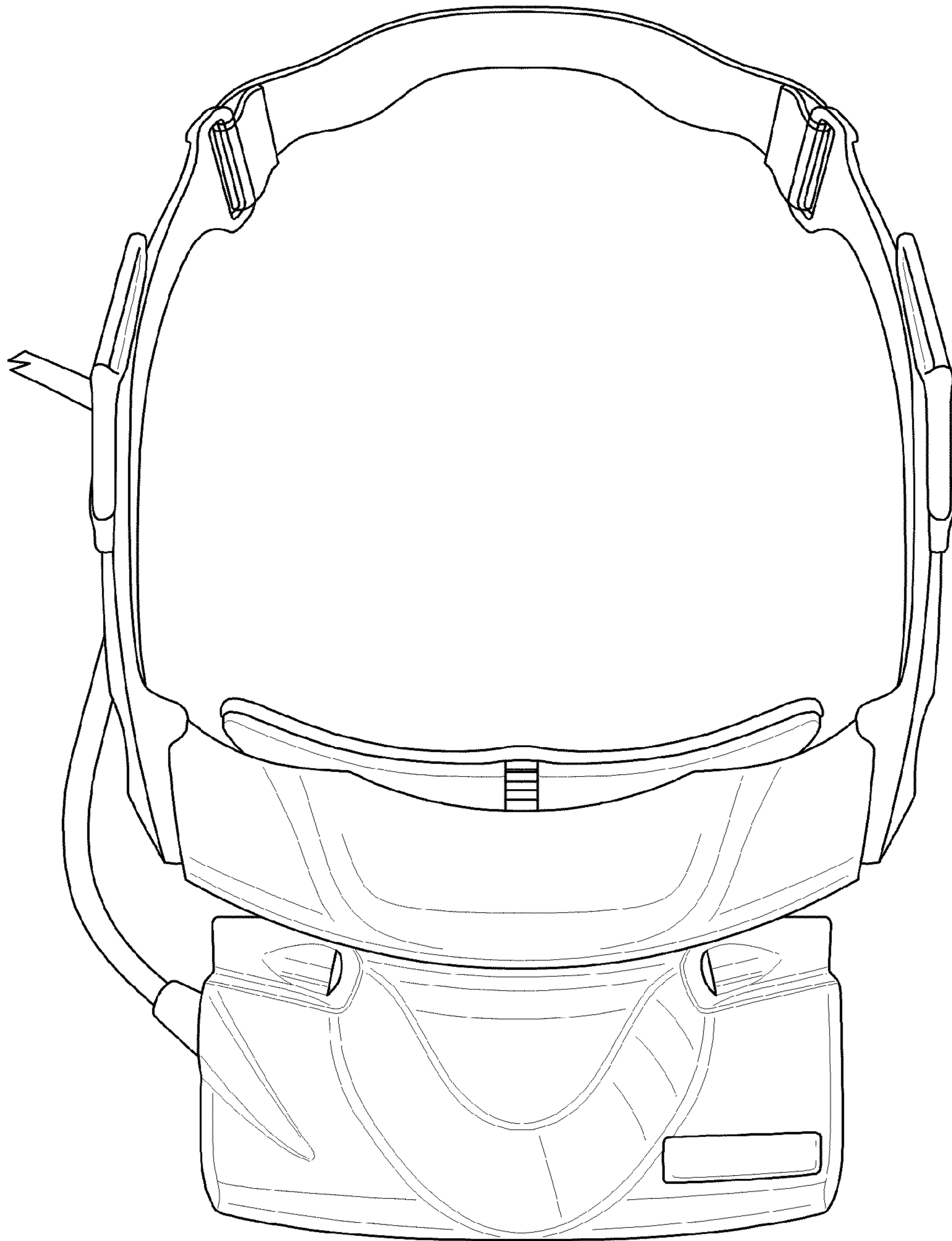
**FIG. 1**



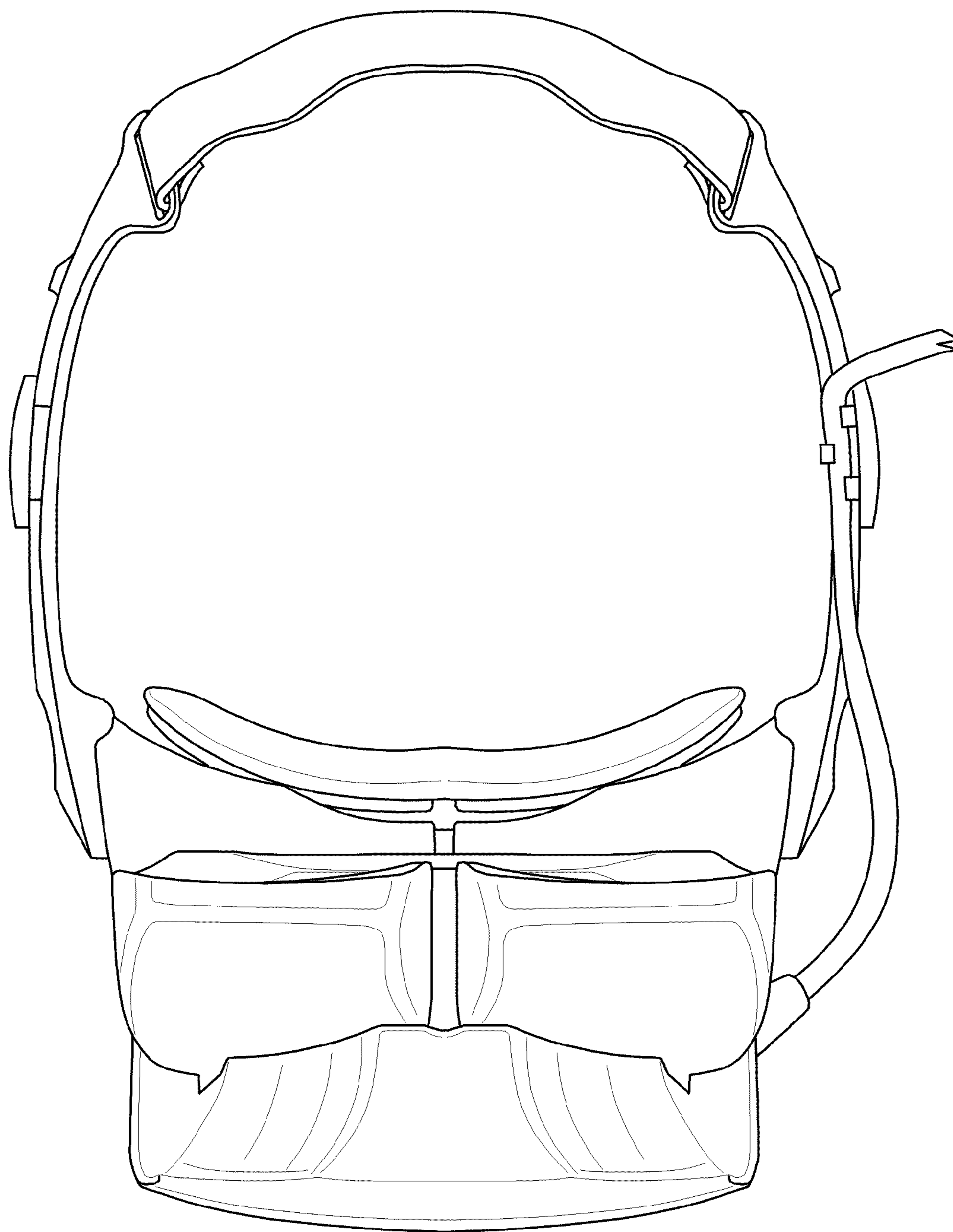
**FIG. 2**



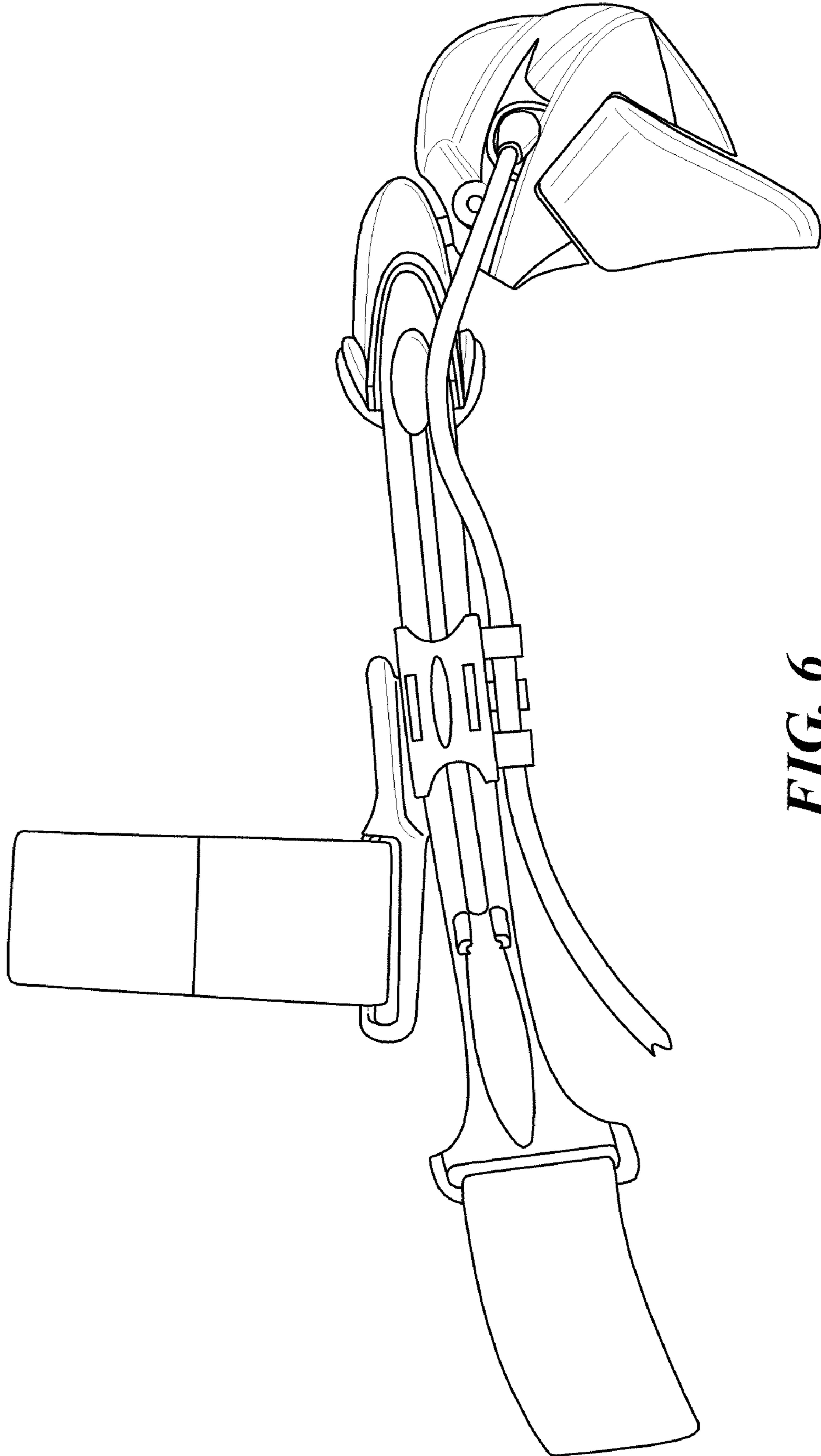
**FIG. 3**



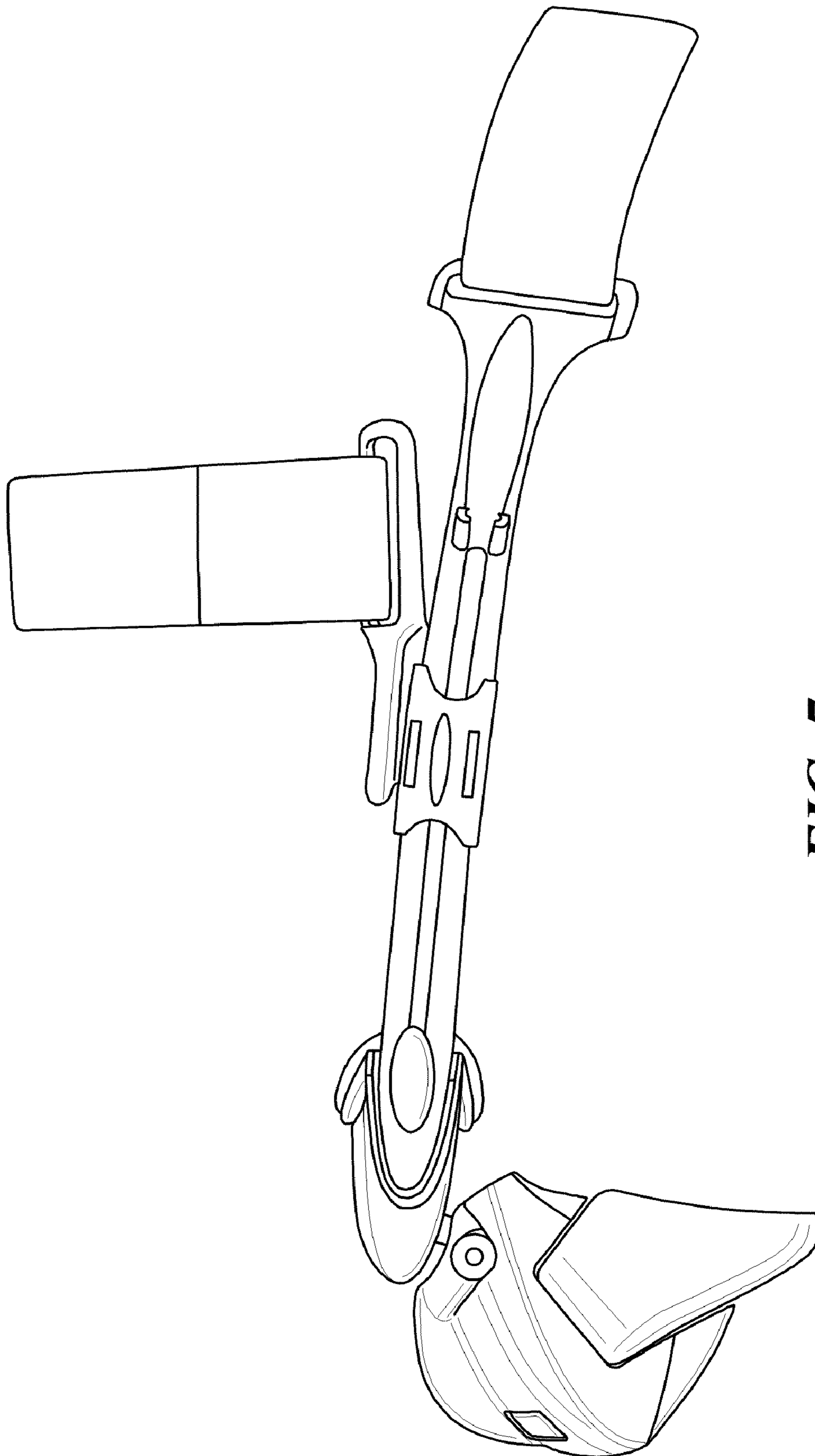
**FIG. 4**



**FIG. 5**



**FIG. 6**



**FIG. 7**