



US00D645844S

(12) **United States Design Patent**
McManigal

(10) **Patent No.:** **US D645,844 S**

(45) **Date of Patent:** **** Sep. 27, 2011**

(54) **SATELLITE SPEAKER**

(56) **References Cited**

(75) **Inventor:** **Scott Paul McManigal**, Newport Beach,
CA (US)

U.S. PATENT DOCUMENTS

D417,874 S	*	12/1999	Suzuki	D14/214
D531,988 S	*	11/2006	Green	D14/215
D578,511 S	*	10/2008	Ang et al.	D14/215
D593,069 S	*	5/2009	Son et al.	D14/215

(73) **Assignee:** **Vizio Inc.**, Irvine, CA (US)

* cited by examiner

(**) **Term:** **14 Years**

Primary Examiner — Nanda Bondade

(74) *Attorney, Agent, or Firm* — Law Office of Scott C. Harris, Inc.

(21) **Appl. No.:** **29/381,165**

(57) **CLAIM**

I claim the ornamental design for a satellite speaker, as shown and described.

(22) **Filed:** **Dec. 16, 2010**

DESCRIPTION

(51) **LOC (9) Cl.** **14-01**

(52) **U.S. Cl.** **D14/214**

(58) **Field of Classification Search** D14/204,
D14/210–216, 172; 181/143–144, 147–148,
181/150–153, 157, 198–199; 381/300–303,
381/306, 332–333, 336, 345, 361–364, 386–388

FIG. 1 is a front perspective view of a satellite speaker showing my new design;
FIG. 2 is a left-side view thereof;
FIG. 3 is a right-side view thereof;
FIG. 4 is a front view thereof;
FIG. 5 is a rear view thereof;
FIG. 6 is a bottom view thereof; and,
FIG. 7 is a top view thereof.

See application file for complete search history.

1 Claim, 7 Drawing Sheets






FIG.1




FIG.2




FIG.3

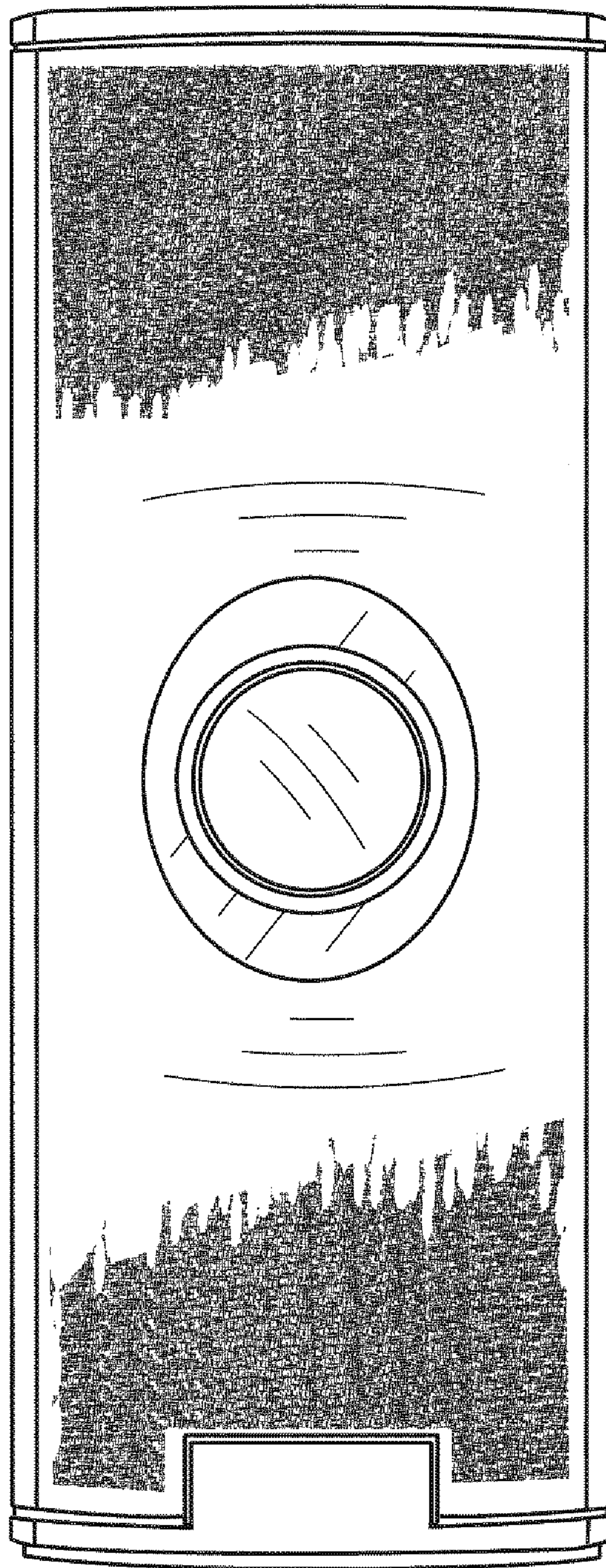


FIG.4

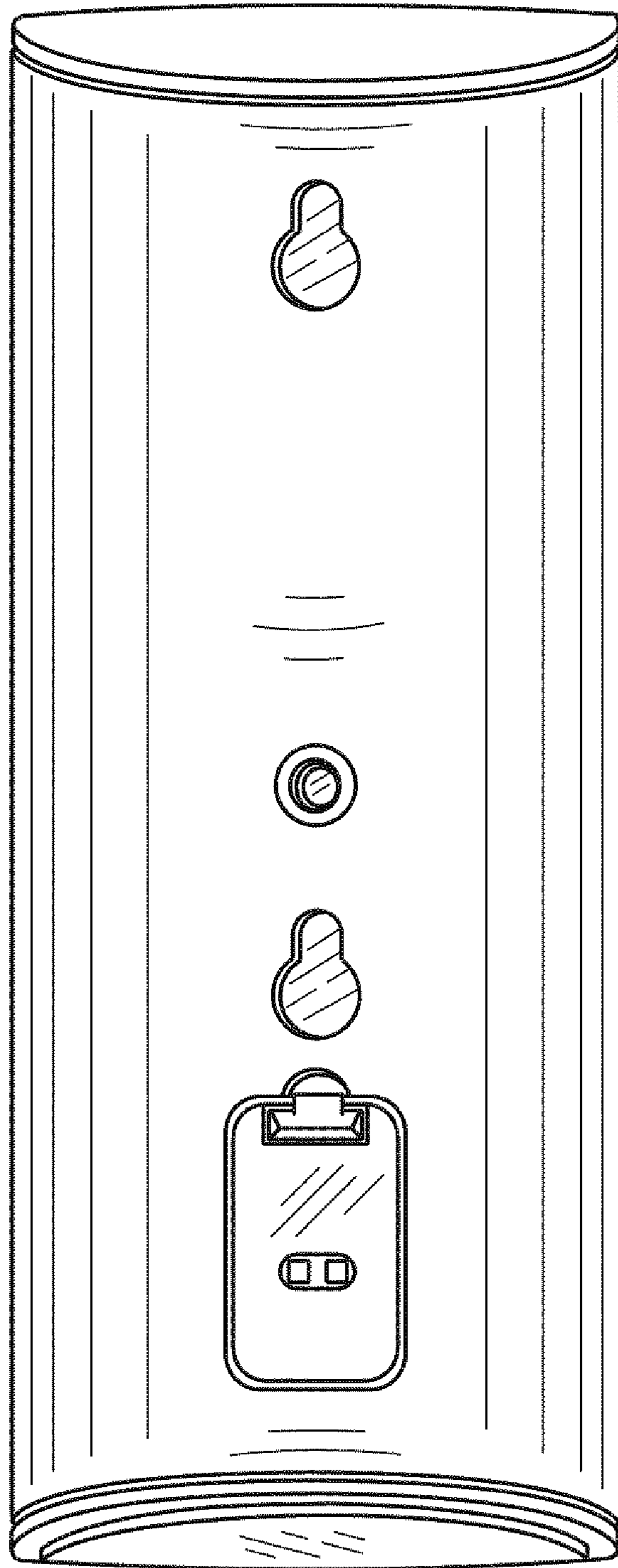


FIG.5




FIG.6




FIG.7