



US00D645811S

(12) **United States Design Patent**
Gaylo et al.

(10) **Patent No.:** **US D645,811 S**

(45) **Date of Patent:** **** Sep. 27, 2011**

(54) **TIRE TREAD**

(75) Inventors: **Ryan Michael Gaylo**, Simpsonville, SC (US); **Jeffrey Thomas Warfford**, Simpsonville, SC (US)

(73) Assignees: **Michelin Recherche et Technique**, Granges-Paccot (CH); **Societe de Technologie Michelin**, Clermont-Ferrand (FR)

(**) Term: **14 Years**

(21) Appl. No.: **29/377,688**

(22) Filed: **Oct. 25, 2010**

(51) **LOC (9) Cl.** **12-15**

(52) **U.S. Cl.** **D12/601**

(58) **Field of Classification Search** D12/568-603,
D12/900-901, 564-567; 152/209.1-209.28,
152/455

See application file for complete search history.

(56) **References Cited**

U.S. PATENT DOCUMENTS

D403,281 S *	12/1998	Allen et al.	D12/601
D421,584 S *	3/2000	Lovell et al.	D12/600
D433,355 S *	11/2000	Markoff et al.	D12/601
D451,860 S *	12/2001	Schuster et al.	D12/600
D456,769 S *	5/2002	Dixon et al.	D12/600
D511,741 S *	11/2005	Cazin-Bourguignon et al.	D12/601
D527,339 S *	8/2006	Lassan et al.	D12/600

D596,111 S *	7/2009	Miyazaki	D12/601
D600,635 S *	9/2009	Finnell et al.	D12/601
D602,853 S *	10/2009	Nopper et al.	D12/600
D610,077 S *	2/2010	Tobino	D12/601
D620,430 S *	7/2010	Gillard et al.	D12/600
D625,249 S	10/2010	Christenbury et al.	
D627,713 S *	11/2010	Le et al.	D12/600
D631,001 S *	1/2011	Hughes et al.	D12/601

* cited by examiner

Primary Examiner — Stacia Cadmus

(74) *Attorney, Agent, or Firm* — Dority & Manning, P.A.

(57) **CLAIM**

The ornamental design for a tire tread, as shown and described.

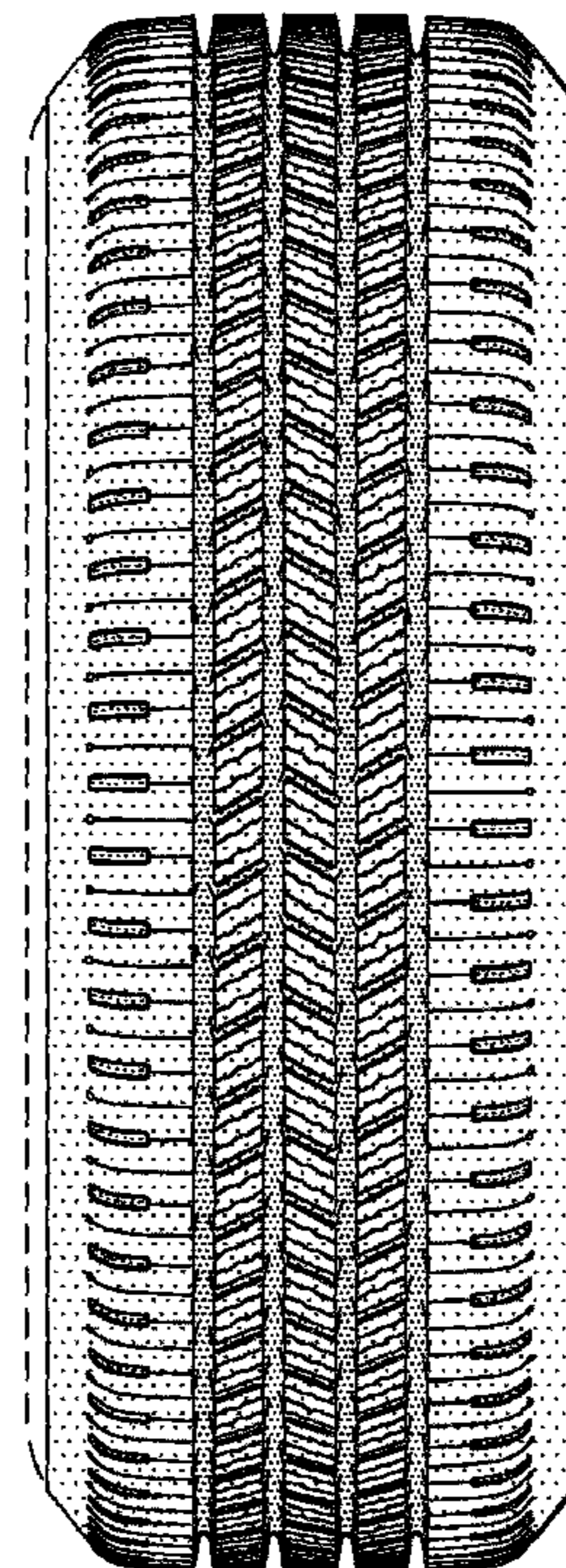
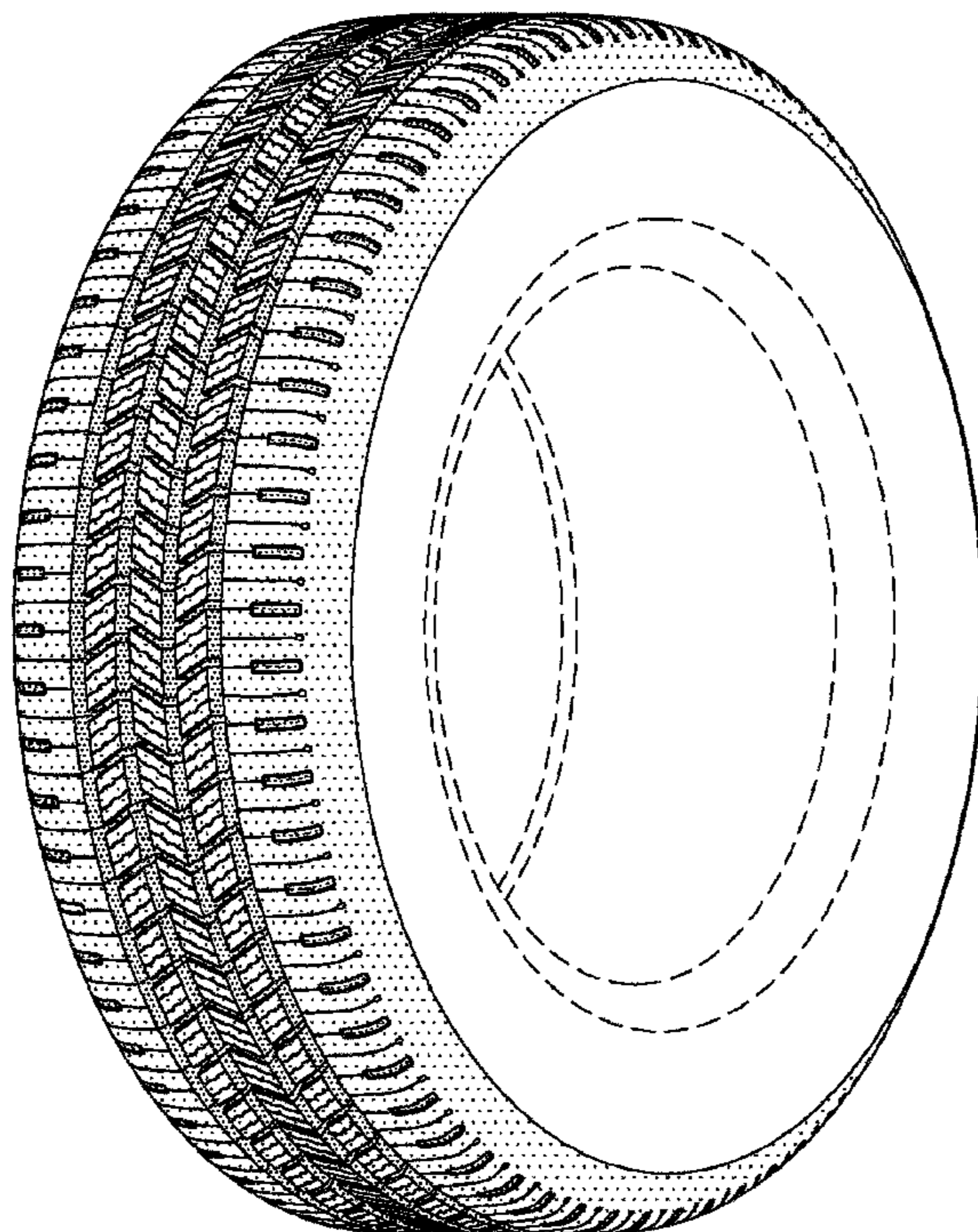
DESCRIPTION

FIG. 1 is a perspective view of a tire tread showing our new design, it being understood that the tread pattern repeats circumferentially throughout the outer circumference and shoulder of the tire, the opposite side perspective being identical thereto;

FIG. 2 is a front elevation view thereof; and, FIG. 3 is a side elevation view of the right side thereof.

In the drawings, the dark stippled surface shading represents the recessed groove portions of the tire tread having a depth as best illustrated along the top and bottom edges of FIG. 2. In the drawings, the broken line disclosure of the tire sidewall and inner bead depicts environmental structure and forms no part of the claimed design.

1 Claim, 3 Drawing Sheets



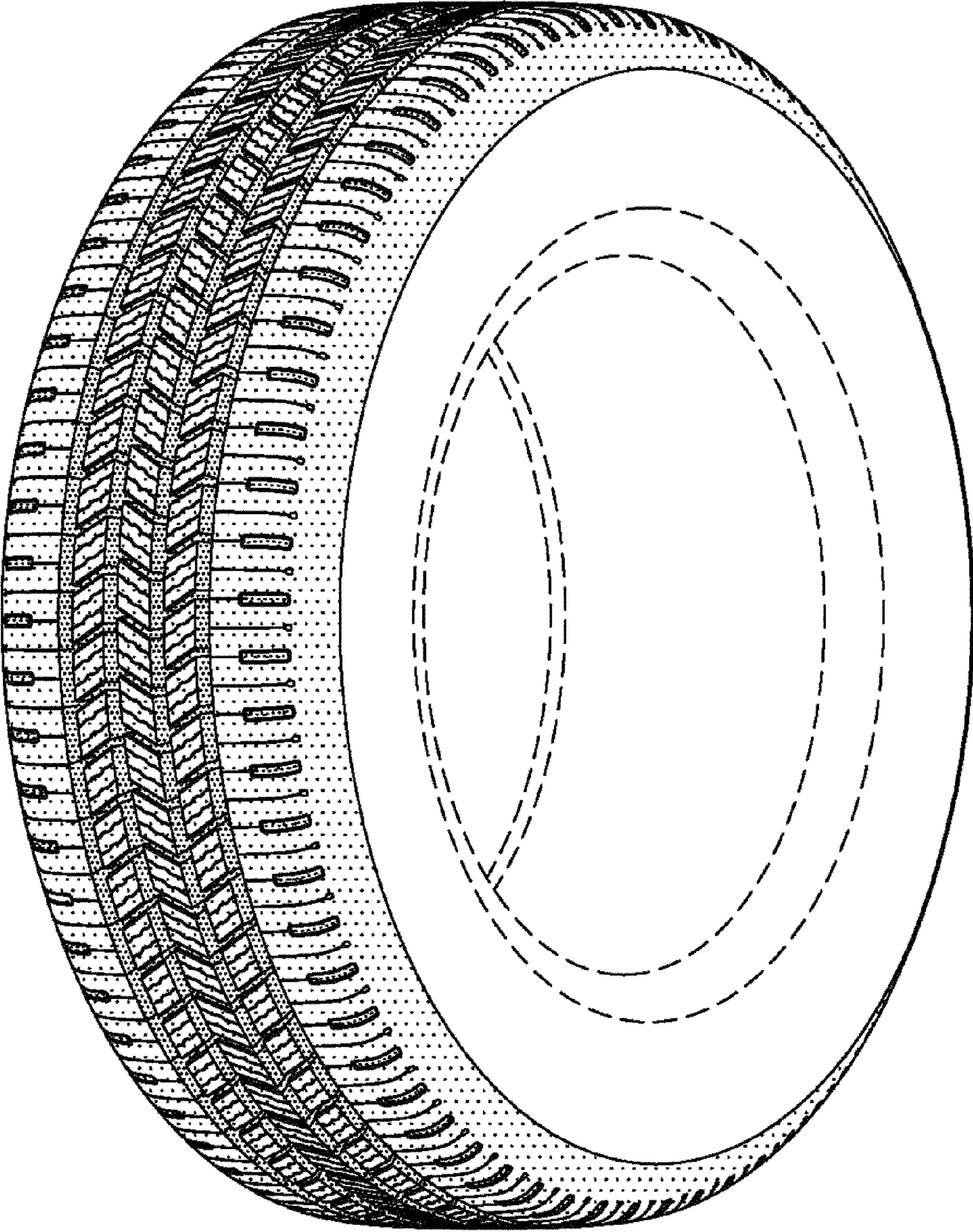


FIG. -1-

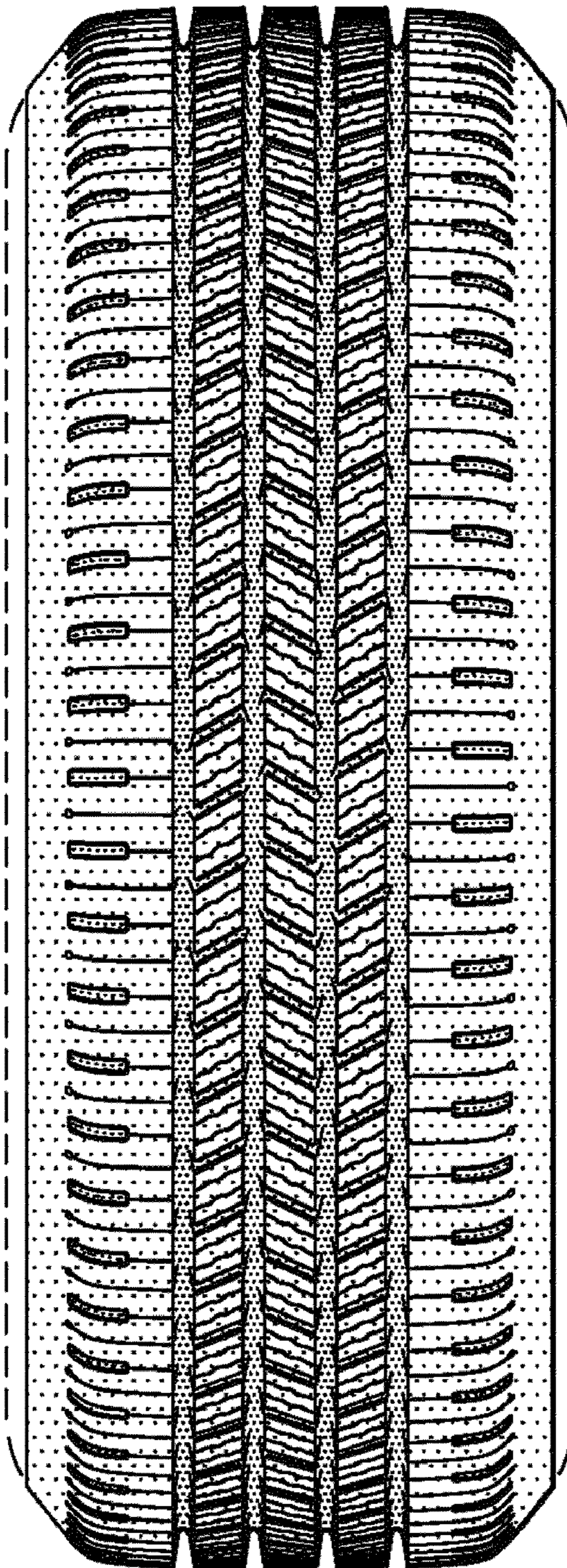


FIG. -2-

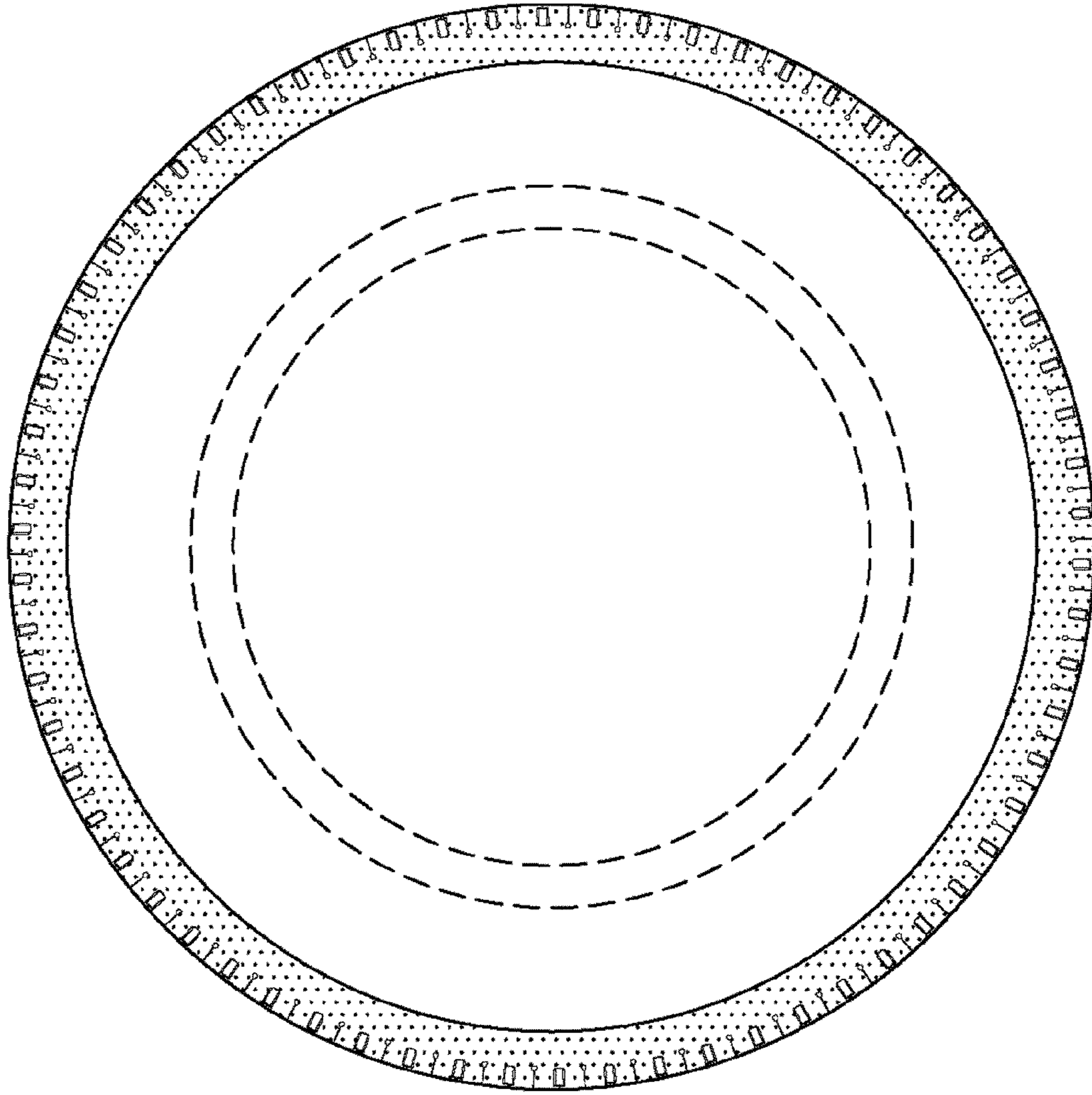


FIG. -3-