



US00D645810S

(12) **United States Design Patent**  
**Le et al.**

(10) **Patent No.:**      **US D645,810 S**  
(45) **Date of Patent:**    **\*\* Sep. 27, 2011**

(54) **TIRE**

(75) Inventors: **Phuoc Thuan Le**, Attert (BE); **Vincent Benoit Mathonet**, Habay la Neuve (BE); **Christophe Henri Joseph Schyns**, Rossart (BE); **Czeslaw Andrzej Ratajewicz**, Grand Duchy of Luxembourg (LU)

(73) Assignee: **The Goodyear Tire & Rubber Company**, Akron, OH (US)

(\*\*) Term:      **14 Years**

(21) Appl. No.: **29/390,820**

(22) Filed:      **Apr. 29, 2011**

(51) **LOC (9) Cl.** ..... **12-15**

(52) **U.S. Cl.** ..... **D12/600**

(58) **Field of Classification Search** ..... D12/900–901,  
D12/563–567, 568–603; 152/209.1–209.28,  
152/455

See application file for complete search history.

(56)                      **References Cited**

U.S. PATENT DOCUMENTS

D379,340 S	*	5/1997	Consolacion et al.	.....	D12/600
D381,606 S	*	7/1997	Graas et al.	.....	D12/601
D383,712 S		9/1997	Scheuren et al.	.....	D12/143
D384,613 S		10/1997	Le et al.	.....	D12/146
D392,605 S		3/1998	Le et al.	.....	D12/146
D403,281 S		12/1998	Allen et al.	.....	D12/147
D421,584 S	*	3/2000	Lovell et al.	.....	D12/600
D448,709 S		10/2001	Le et al.	.....	D12/147
D450,018 S	*	11/2001	Harris et al.	.....	D12/601
D451,455 S	*	12/2001	Helt	.....	D12/600
D456,769 S	*	5/2002	Dixon et al.	.....	D12/600
D458,215 S		6/2002	Le	.....	D12/600
D461,162 S		8/2002	Young et al.	.....	D12/595
D473,843 S		4/2003	Le et al.	.....	D12/600
D500,288 S		12/2004	Maziarka et al.	.....	D12/601
D528,500 S		9/2006	Le et al.	.....	D12/600
D533,498 S		12/2006	Scheuren et al.	.....	D12/588
D554,055 S		10/2007	Beauguitte et al.	.....	D12/600

D569,334 S	*	5/2008	Maziarka et al.	.....	D12/600
D584,217 S		1/2009	Scheuren et al.	.....	D12/549
D609,169 S		2/2010	Feider	.....	D12/588
D610,076 S	*	2/2010	Tobino	.....	D12/600
D615,485 S	*	5/2010	Hamada	.....	D12/600
D617,262 S	*	6/2010	Tobino	.....	D12/601
D620,430 S	*	7/2010	Gillard et al.	.....	D12/600
D626,501 S		11/2010	Cazin-Bourguignon et al.	.....	D12/600
D627,707 S		11/2010	Le et al.	.....	D12/566
D627,713 S		11/2010	Le et al.	.....	D12/600
D628,955 S		12/2010	Toumni et al.	.....	D12/588
D631,001 S	*	1/2011	Hughes et al.	.....	D12/601

\* cited by examiner

*Primary Examiner* — Stacia Cadmus

(74) *Attorney, Agent, or Firm* — Richard B. O’Planick

(57)                      **CLAIM**

The ornamental design for a tire, as shown and described.

**DESCRIPTION**

FIG. 1 is a perspective view of a tire showing our new design, it being understood that the pattern repeats uniformly throughout the circumference of the tread;

FIG. 2 is a front elevational view thereof;

FIG. 3 is a right side elevational view thereof; the opposite side elevational view being identical thereto;

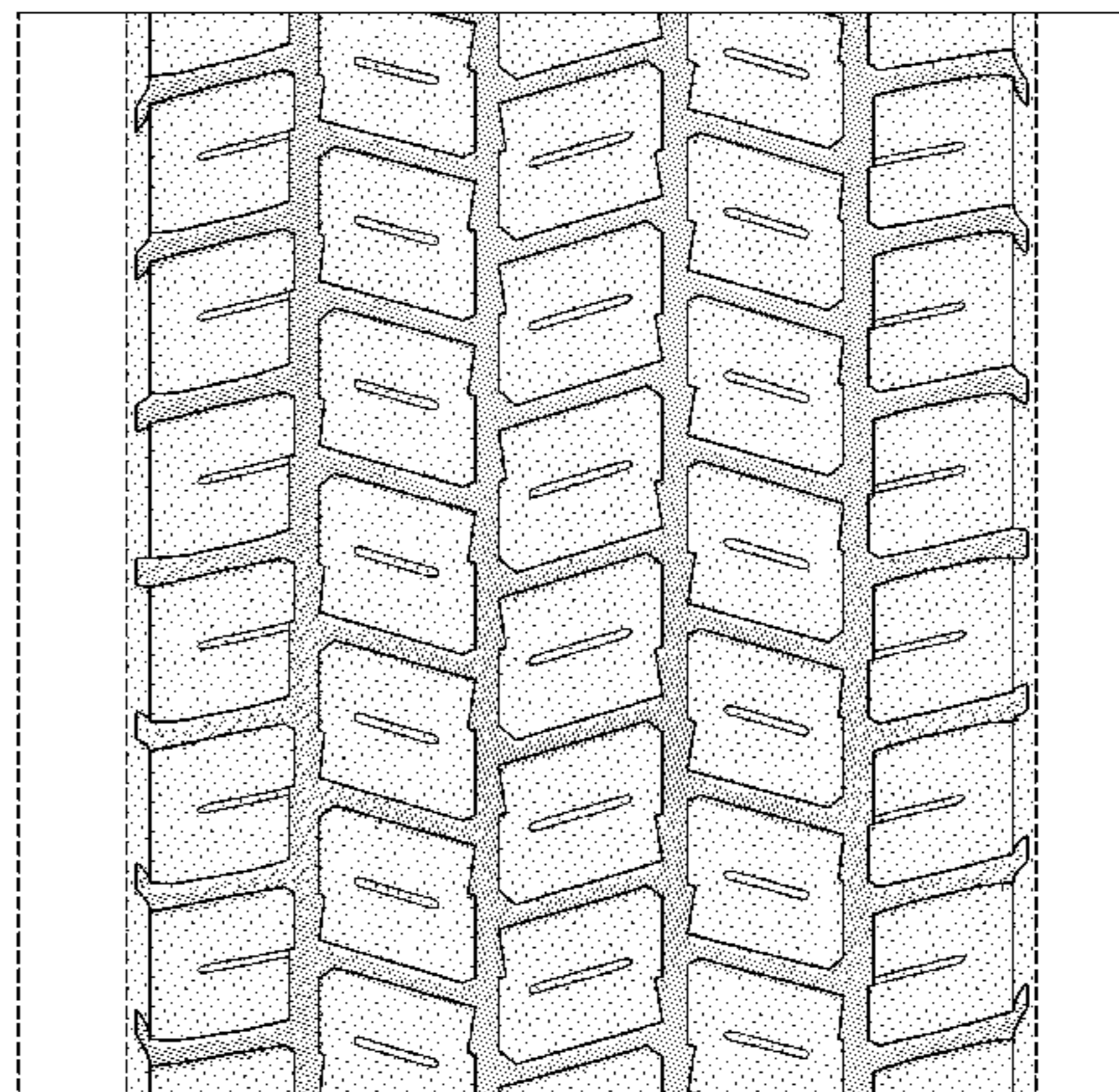
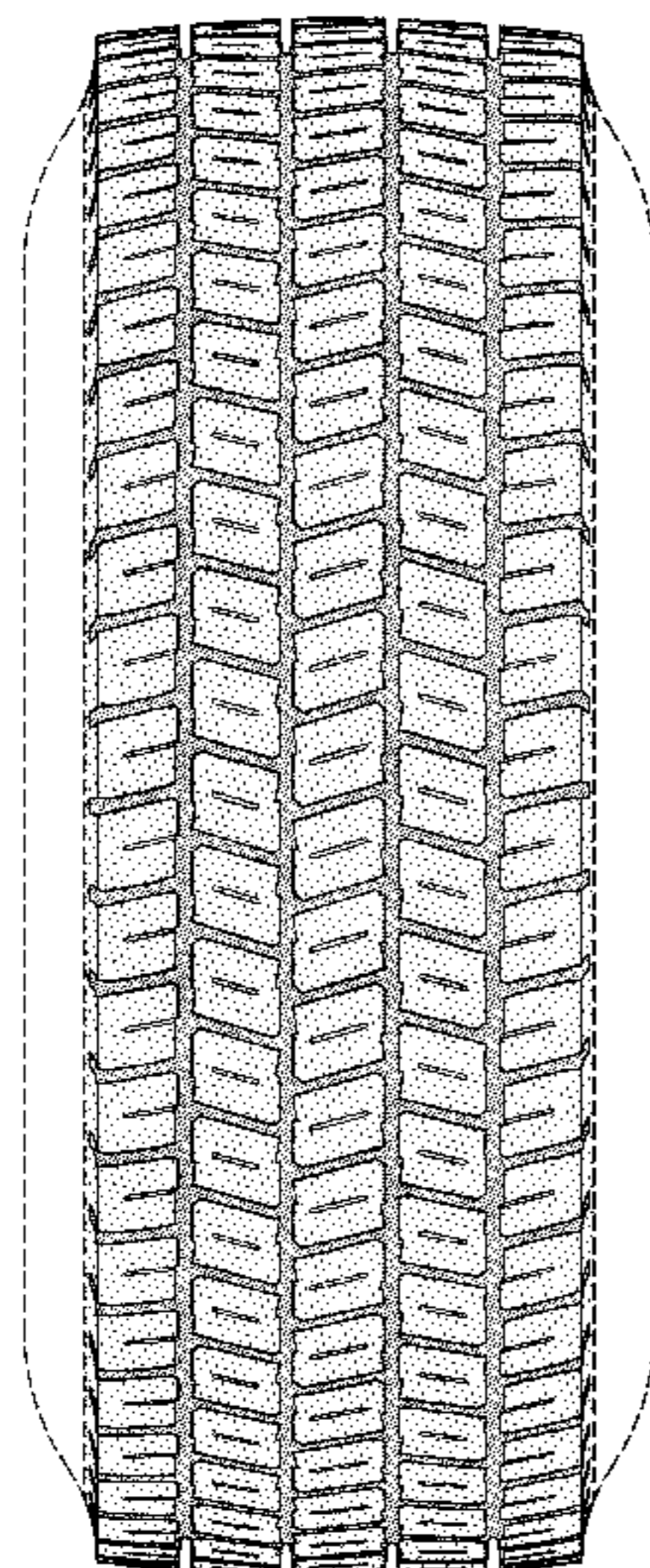
FIG. 4 is an enlarged fragmentary front elevational view thereof;

FIG. 5 is a perspective view of a second embodiment of a tire showing our new design, it being understood that the pattern repeats uniformly throughout the circumference of the tread and that the opposite side view is identical thereto; and,

FIG. 6 is a front elevational view of a second embodiment, it being understood that an enlarged fragmentary view thereof would be substantially identical to that shown in FIG. 4, with the exception of the inclusion of the sidewall in solid lines.

In the drawings, the broken lines showing of the sidewall, inner bead and the peripheral boundary between the tire tread and the sidewall in FIGS. 1 through 4 depict environmental subject matter and form no part of the claimed design.

**1 Claim, 6 Drawing Sheets**



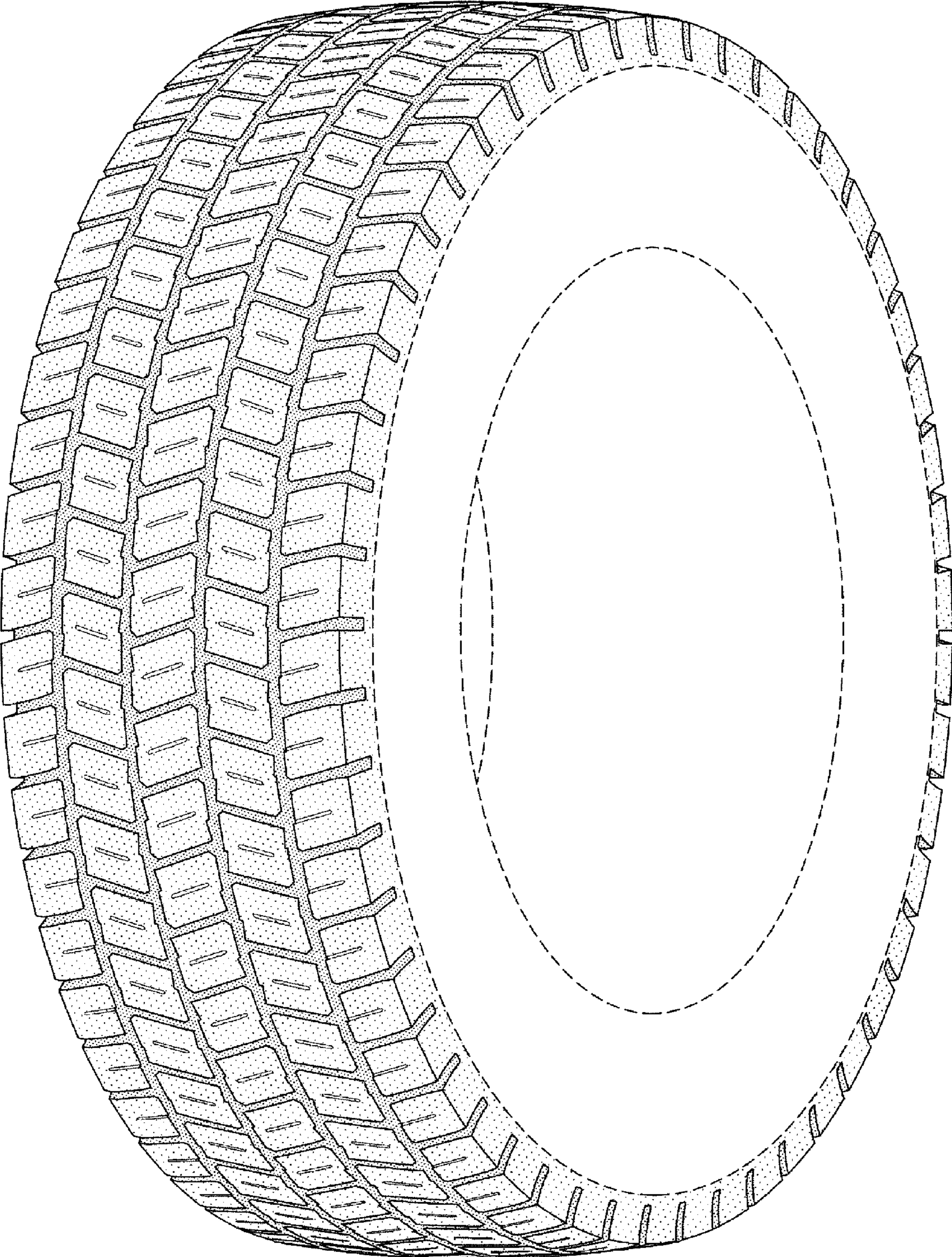


FIG-1

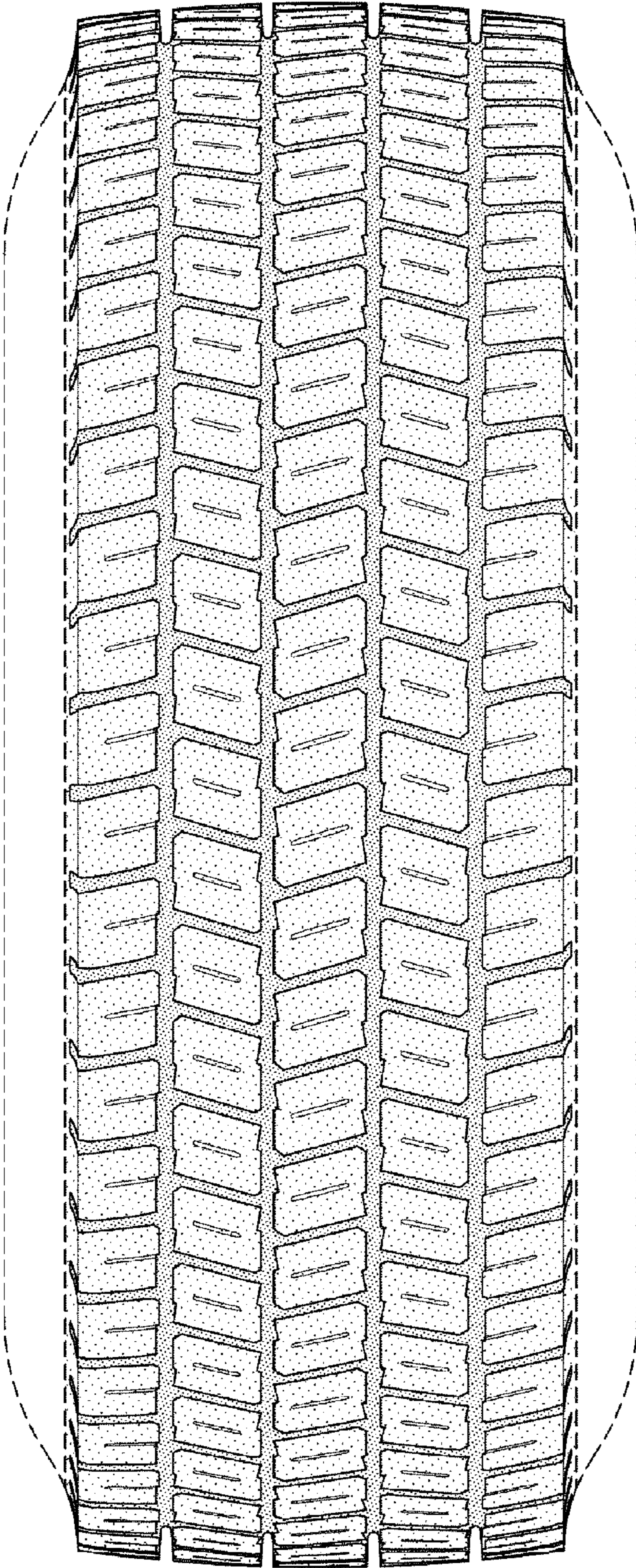


FIG-2

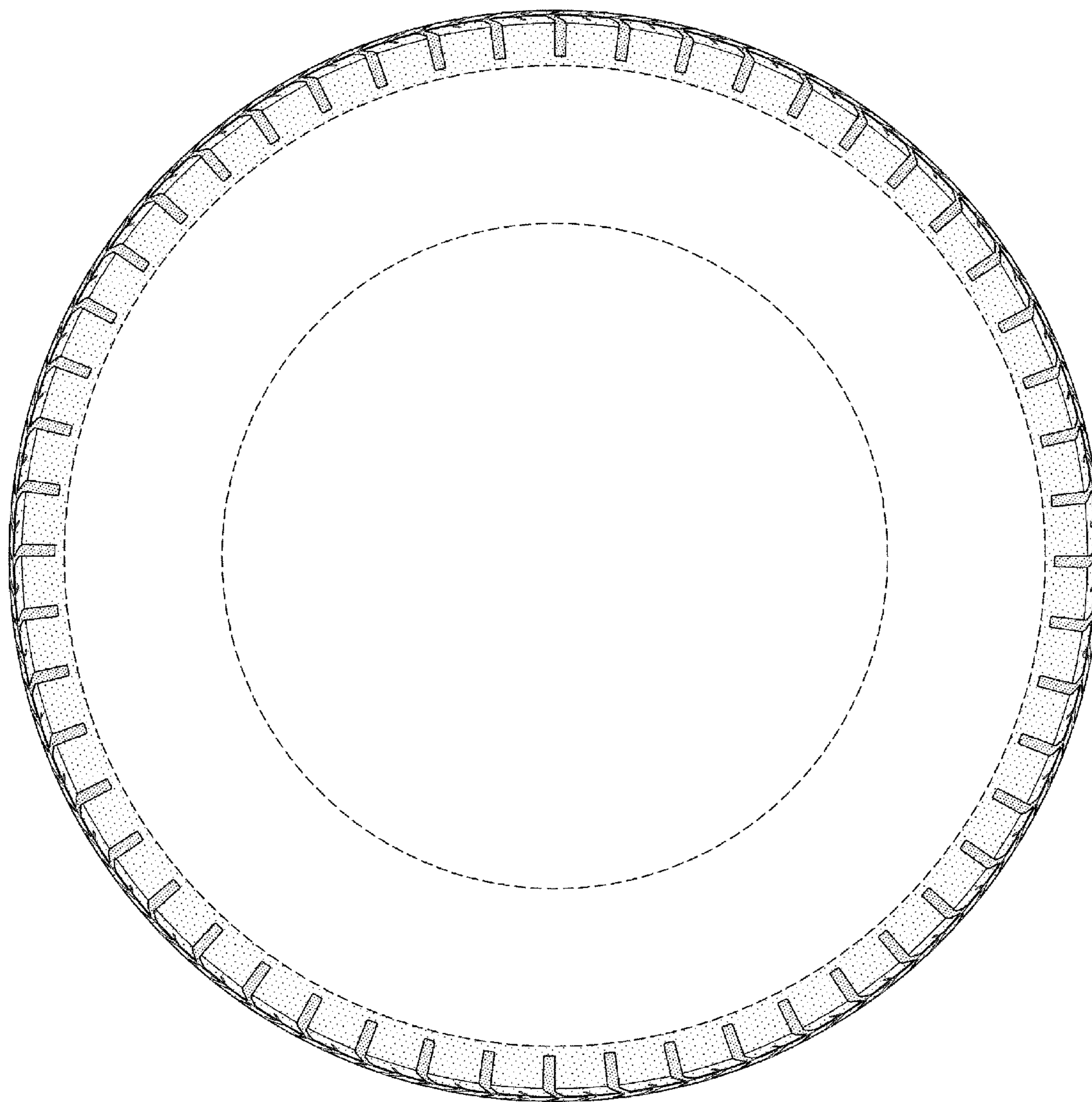


FIG-3




FIG-4

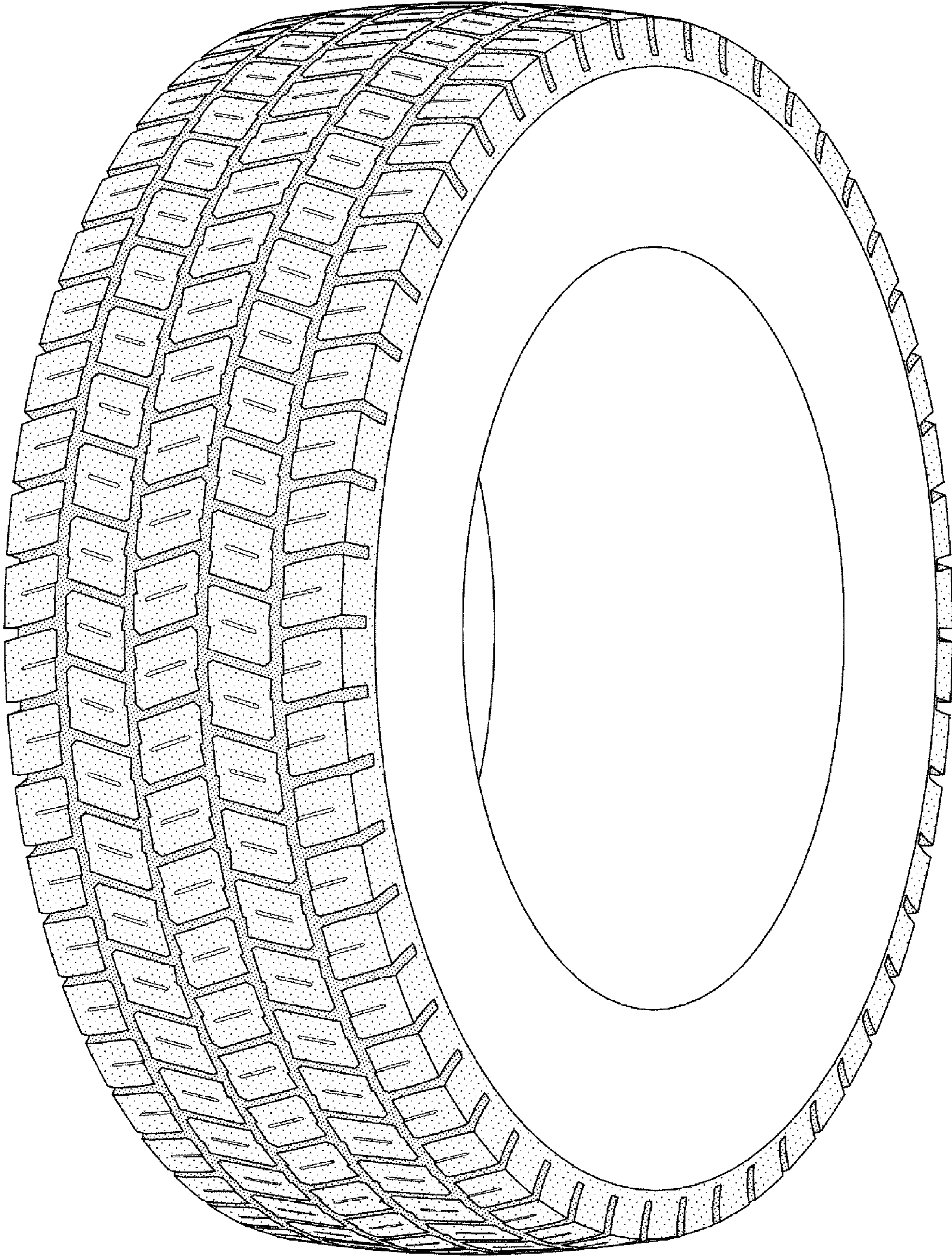


FIG-5

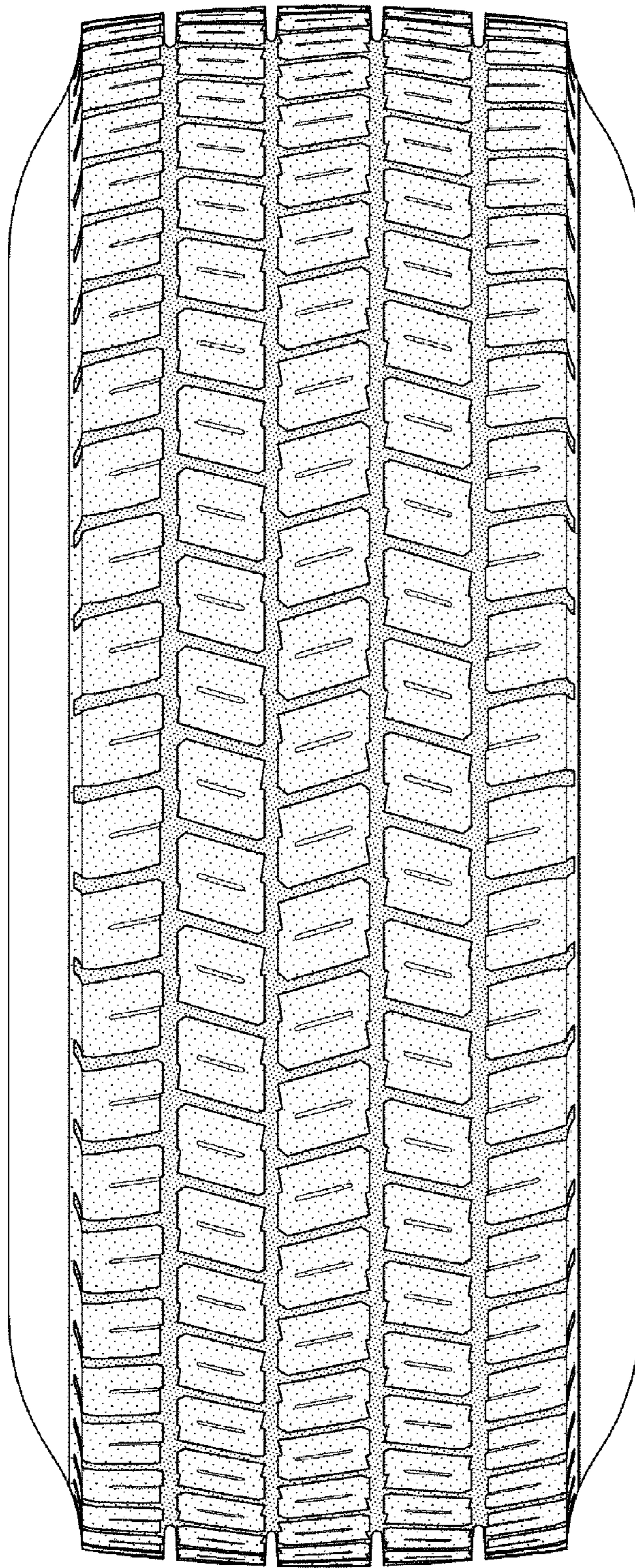


FIG-6