



US00D645803S

(12) **United States Design Patent**
Kumai et al.

(10) **Patent No.:** **US D645,803 S**

(45) **Date of Patent:** **** Sep. 27, 2011**

(54) **FENDER FOR AN AUTOMOBILE**

D605,572 S * 12/2009 Ward D12/196
D629,413 S * 12/2010 Sriver D14/486
D630,988 S * 1/2011 Schneider D12/196

(75) Inventors: **Yahiko Kumai**, Toyota (JP); **Daichi Kimura**, Toyota (JP)

OTHER PUBLICATIONS

(73) Assignee: **Toyota Jidosha Kabushiki Kaisha** (JP)

Toyota, Vitz, Catalog of Toyota Vitz, published by Toyota Jidosha Kabushiki Kaisha, Feb. 2009.

(**) Term: **14 Years**

* cited by examiner

(21) Appl. No.: **29/381,488**

Primary Examiner — Richard E Chilcot

(22) Filed: **Dec. 20, 2010**

Assistant Examiner — Katrina Kile

(51) **LOC (9) Cl.** **12-08**

(74) *Attorney, Agent, or Firm* — SAIDMAN DesignLaw Group

(52) **U.S. Cl.** **D12/181**

(58) **Field of Classification Search** D12/181,
D12/191, 196, 400, 190, 88; 280/727, 770,
280/848; 296/180.1–180.5, 91; 180/903

(57) **CLAIM**

The ornamental design for a fender for an automobile, as shown and described.

See application file for complete search history.

DESCRIPTION


(56) **References Cited**

FIG. 1 is a right, front perspective view of a fender for an automobile showing our new design;
FIG. 2 is a front view thereof;
FIG. 3 is a rear view thereof;
FIG. 4 is a top view thereof;
FIG. 5 is a bottom view thereof;
FIG. 6 is a right side view thereof; and,
FIG. 7 is a left side view thereof.

U.S. PATENT DOCUMENTS

D491,857 S * 6/2004 Velazco D12/196
D505,899 S * 6/2005 Boyer D12/196
D522,424 S * 6/2006 Nordmann D12/196
D558,653 S * 1/2008 Leclercq D12/184
D580,838 S * 11/2008 Gabath et al. D12/184
D583,286 S * 12/2008 Leclercq D12/184
D597,004 S * 7/2009 Habib D12/184
D605,101 S * 12/2009 Mueller D12/196

1 Claim, 2 Drawing Sheets






FIG. 1




FIG. 2




FIG. 3




FIG. 4

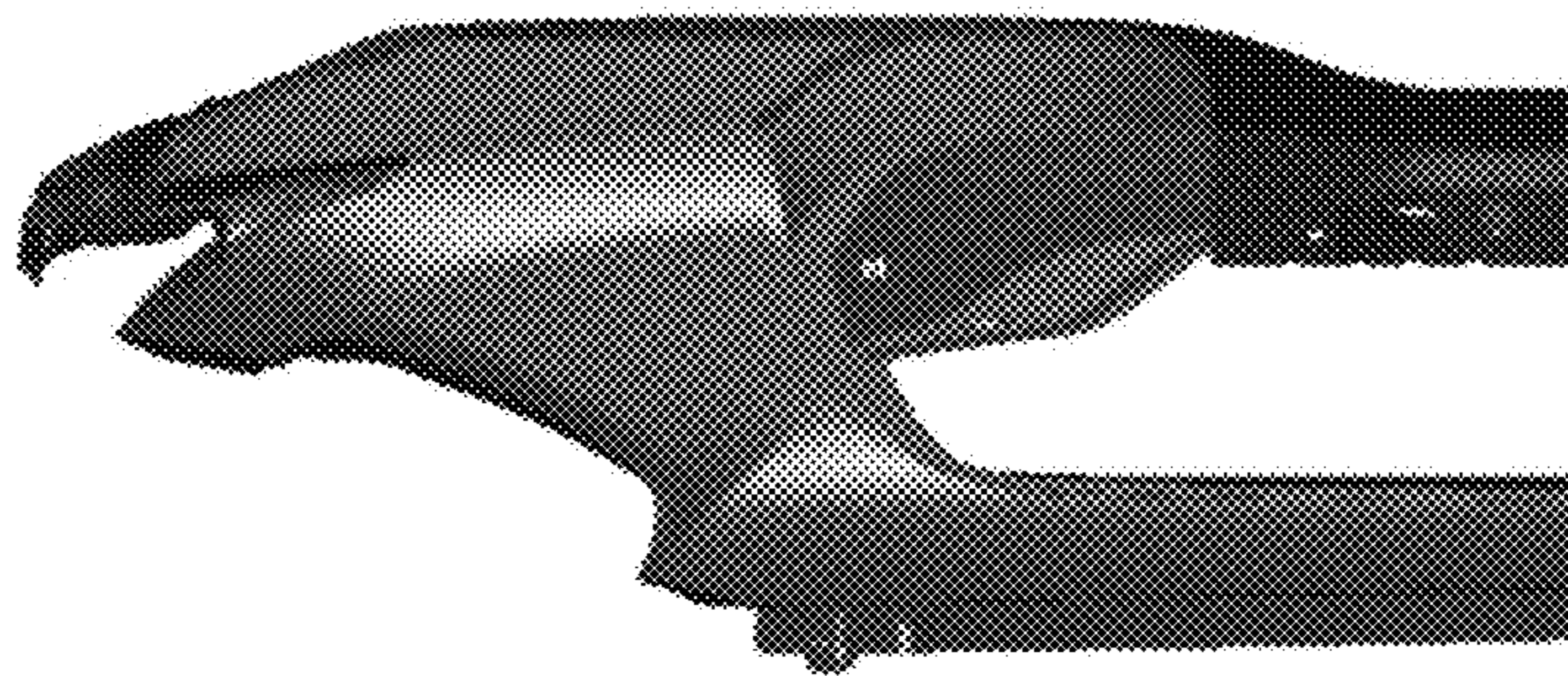


FIG. 5




FIG. 6




FIG. 7