



US00D645794S

(12) **United States Design Patent**
Noble et al.

(10) **Patent No.:** **US D645,794 S**
(45) **Date of Patent:** **** *Sep. 27, 2011**

(54) **SUSPENSION TIE-PLATE**

(75) Inventors: **Shawn D. Noble**, Naperville, IL (US);
Michael P. Robinson, Chicago, IL (US);
Hormoz Kerendian, Buffalo Grove, IL
(US); **Ashley T. Dudding**, Yorkville, IL
(US)

(73) Assignee: **Hendrickson USA, L.L.C.**, Itasca, IL
(US)

(**) Term: **14 Years**

(21) Appl. No.: **29/342,335**

(22) Filed: **Aug. 22, 2009**

(51) **LOC (9) Cl.** **12-16**

(52) **U.S. Cl.** **D12/159**

(58) **Field of Classification Search** D12/118,
D12/400, 161, 159, 160; 280/124.155, 124.147,
280/124.145, 124.146, 86.752, 11.225; 188/281,
188/298, 297, 315, 316, 274, 286; 267/195,
267/136, 64.15, 217; 464/173; D21/76;
293/134; D24/227-230
See application file for complete search history.

(56) **References Cited**

U.S. PATENT DOCUMENTS

1,409,044	A *	3/1922	Tusar	238/298
1,516,051	A *	11/1924	Lundie	238/298
1,604,961	A *	11/1926	Bell et al.	238/290
1,608,507	A *	11/1926	Hogan	238/298
1,679,528	A *	8/1928	Johanson	238/292
1,817,325	A *	8/1931	Sinkovich	238/304
1,853,166	A *	4/1932	Nibbe	238/298
1,949,363	A *	2/1934	Willard	238/298
2,094,335	A *	9/1937	Willard et al.	238/304
2,788,222	A	4/1957	Wilson et al.	
2,905,390	A *	9/1959	Saul	238/309
2,980,439	A	4/1961	Miller	
3,004,715	A *	10/1961	Gadd	238/287

(Continued)

FOREIGN PATENT DOCUMENTS

DE 973418 2/1960
(Continued)

OTHER PUBLICATIONS

Wikipedia—File:Tie plates.jpg. http://en.wikipedia.org/wiki/File:Tie_plates.jpg. Downloaded from the World Wide Web on Jul. 28, 2009.

(Continued)

Primary Examiner — T. Chase Nelson

Assistant Examiner — Michael A Pratt

(74) *Attorney, Agent, or Firm* — McDonell Boehnen Hulbert & Berghoff LLP

(57) **CLAIM**

The ornamental design for a suspension tie-plate, as shown and described.

DESCRIPTION

FIG. 1 is a perspective view showing the top, front, and right sides of a suspension tie-plate having the inventive design; FIG. 2 is a front elevational view of the suspension tie-plate shown in FIG. 1;

FIG. 3 is a rear elevational view of the suspension tie-plate shown in FIG. 1, wherein the front elevational view of FIG. 2 is identical to the rear elevational view of FIG. 3;

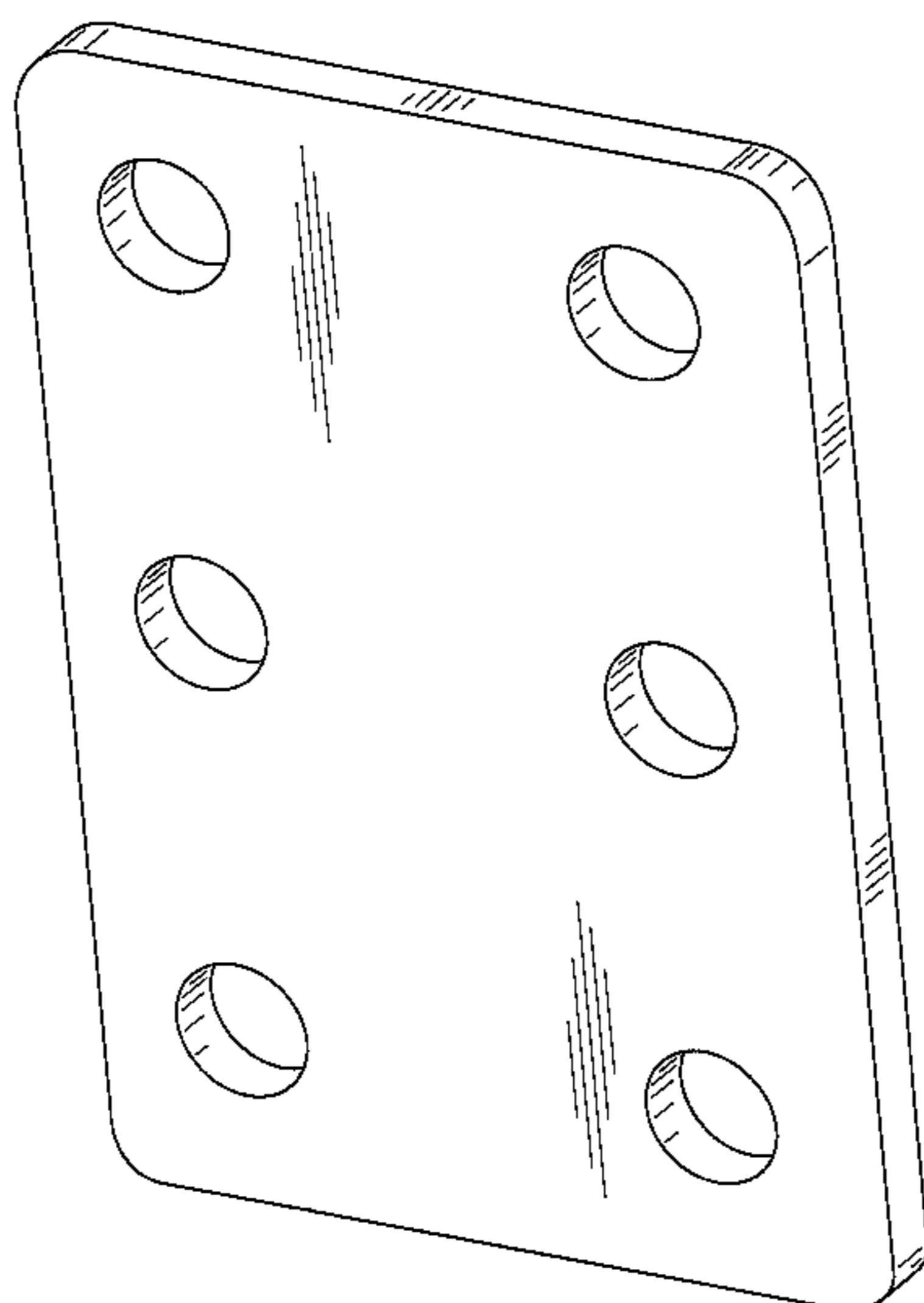
FIG. 4 is a top plan view of the suspension tie-plate shown in FIG. 1;

FIG. 5 is a bottom plan view of the suspension tie-plate shown in FIG. 1, wherein the top plan view of FIG. 4 is identical to the bottom plan view of FIG. 5;

FIG. 6 is a left side elevational view of the suspension tie-plate shown in FIG. 1; and,

FIG. 7 is a right side elevational view of the suspension tie-plate shown in FIG. 1, wherein the left side elevational view of FIG. 6 is identical to the right side elevational view of FIG. 7.

1 Claim, 5 Drawing Sheets



U.S. PATENT DOCUMENTS

3,121,560	A	2/1964	Reed	
3,279,820	A	10/1966	Hickman	
3,485,040	A	12/1969	Niskanen	
3,539,170	A	11/1970	Hamel	
3,545,787	A	12/1970	Miller	
3,580,611	A	5/1971	McNitt	
3,618,971	A	11/1971	Wragg	
3,695,737	A	10/1972	Alexander et al.	
3,797,851	A	3/1974	Hirst	
3,817,551	A	6/1974	Moore	
D240,239	S *	6/1976	Calandrino	D24/230
3,984,125	A	10/1976	Paton et al.	
4,082,316	A	4/1978	Raidel	
4,213,633	A	7/1980	Moore	
4,371,189	A	2/1983	Raidel	
4,382,547	A *	5/1983	Phillips	238/303
4,420,171	A	12/1983	Raidel	
4,486,029	A	12/1984	Raidel	
4,753,456	A	6/1988	Booher	
4,995,636	A	2/1991	Hall et al.	
5,114,178	A	5/1992	Baxter	
5,150,918	A	9/1992	Heitzmann	
5,676,356	A	10/1997	Ekonen et al.	
5,887,881	A	3/1999	Hatch	
5,909,821	A *	6/1999	Guridi	220/739
5,938,221	A	8/1999	Wilson	
6,045,328	A	4/2000	Jones	
6,129,369	A	10/2000	Dudding	
6,189,904	B1	2/2001	Gentry et al.	
6,478,321	B1	11/2002	Heitzmann	
D474,274	S *	5/2003	Walters	D24/130
6,585,286	B2	7/2003	Adema et al.	
6,666,474	B2	12/2003	Pavuk	
D507,658	S *	7/2005	Wescott, III	D24/230
D515,942	S *	2/2006	Hamblin et al.	D9/756
D515,943	S *	2/2006	Hamblin et al.	D9/756
7,229,088	B2	6/2007	Dudding et al.	
7,234,723	B2	6/2007	Sellers	
7,303,200	B2	12/2007	Ramsey	
7,607,668	B2 *	10/2009	Dugandzic et al.	280/86.752
2002/0163165	A1	11/2002	Adema et al.	
2003/0047907	A1	3/2003	Hicks et al.	
2004/0262877	A1	12/2004	Sellers	
2005/0110233	A1	5/2005	Hedenberg	
2006/0071441	A1	4/2006	Mathis	
2006/0208445	A1	9/2006	Gideon	
2007/0262547	A1	11/2007	Warinner	
2008/0018070	A1	1/2008	Gottschalk	
2008/0030006	A1	2/2008	Sellers	
2008/0122146	A1	5/2008	Herntier et al.	
2008/0258361	A1	10/2008	Wen et al.	
2008/0290572	A1	11/2008	Desprez et al.	
2009/0008846	A1	1/2009	Yamakawa et al.	
2009/0108086	A1 *	4/2009	Mospan et al.	238/287
2009/0230650	A1	9/2009	Mayen et al.	

FOREIGN PATENT DOCUMENTS

EP	1911661	A1	4/2008
EP	2006129	A1	12/2008
GB	2069424		8/1981
GB	2128942		5/1984
JP	05149035	A *	6/1993
WO	0242097	A2	5/2002
WO	2006067551	A1	6/2006

OTHER PUBLICATIONS

Wikipedia—Tie plate. http://en.wikipedia.org/wiki/Tie_plate. Downloaded from the World Wide Web on Jul. 28, 2009.
 Answers.com—tie plate. <http://www.answers.com/topic/tie-plate>. Downloaded from the World Wide Web on Jul. 28, 2009.
 U.S. Appl. No. 12/545,828, entitled “Tie-plate and frame hanger of a suspension assembly” and filed on Aug. 22, 2009.

Hendrickson Truck Suspension Systems, A Boler Company, Bus Air Ride Suspensions, Oct. 1998.
 Hendrickson, Technical Procedure Non-Steerable Suspension Systems, Subject: Installation Instructions, LIT. No. H621, Dec. 2003.
 Hendrickson, A Boler Company, Hendrickson Frame Hanger Selection Guide, May 1990.
 Hendrickson, A Boler Company, HN Series Technical Sales Publication, Jun. 1997.
 Hendrickson Suspension, HN Series Premium Rubber, Hendrickson introduces a completely new concept in Walking Beam Suspension, Jun. 1993.
 Hendrickson Suspension, A Boler Company, Hendrickson HNT Series, Feb. 1992.
 Hendrickson Truck Suspension Systems, A Boler Company, R Series Solid Mount, Jul. 1999.
 Hendrickson Truck Suspension Systems, A Boler Company, RS Series Rubber Load Cushion, Jun. 1999.
 Hendrickson, Haulmaax Heavy Duty Suspension, Oct. 2001.
 Hendrickson, Assembly Instructions Haulmaax, Subject: Outboard Frame Bracket for Paccar Vehicles Built after May 1, 2005 through Aug. 31, 2006, Oct. 2006.
 Hendrickson, Parts List Haulmaax, May 2002.
 Hendrickson, Parts List HN Series, Dec. 2004.
 Hendrickson, Technical Procedure Haulmaax, Subject: Service Instructions, LIT. No. 17730-244, May 2002.
 MOR/Ryde, The MOR/ryde Steer and Drive Axle Suspension Systems, Mar. 7, 2008.
 MOR/Ryde, Company Profile, downloaded from the World Wide Web at <http://www.morrydede.com/php/about/profile/php> on Feb. 28, 2008.
 MOR/Ryde, Tandem Axle Rubber Suspension System, Service Manual, Suspension Codes: T01-01 and L01-01, Mar. 5, 2003.
 MOR/Ryde, RL Rubber Leaf Suspension System, Owner’s Manual, Mar. 12, 2003.
 MOR/Ryde, Commercial Trailer Suspension, Jun. 1973.
 MOR/Ryde, School Bus Suspension, Aug. 1973.
 MOR/Ryde, A rubber spring . . . heart of the Mor/ryde system, Aug. 1973.
 U.S. Appl. No. 12/045,069, entitled “Elastomeric Spring Vehicle Suspension” and filed on Dec. 12, 2008.
 U.S. Appl. No. 12/334,195, entitled “Modular Suspension System and Components Thereof” and filed on Mar. 10, 2008.
 U.S. Appl. No. 12/876,158, filed on Sep. 5, 2010 and entitled “Suspension Assembly with Tie-Plate.”
 U.S. Appl. No. 29/315,182, filed on Jun. 2, 2009, and entitled “Suspension Assembly.”
 Mor/Ryde, T/A Modular Rubber Suspension System, Service Manual, Mar. 5, 2003.
 Jörn, Technology in Rubber—Metal, Sep. 29, 2008.
 Hendrickson, Technical Procedure HN/HNT-400/460 Truck & Trailer Suspension in Production 11/88-9/96, Apr. 1998.
 Hendrickson Truck Suspension Systems, A Boler Company, Technical Publication RS-340 thru 520, Subject: Springing: Frame Hangers, Load Cushions and Saddle Assembly, Jul. 1993.
 Hendrickson, Technical Bulletin Haulmaax, Subject: 54" Equalizing Beam Assembly, Oct. 2005.
 Hendrickson, Technical Bulletin HN 402/462/522, Subject: Auxiliary Spring Shim Design, Jun. 2006.
 Hendrickson, Assembly Instructions Haulmaax Saddle Assembly, Subject: Service Kit No. 57974-048, Dec. 2008.
 Hendrickson Truck Suspension Systems, A Boler Company, RS Series Rubber Load Cushion, Jun. 1999.
 Hendrickson, Technical Procedure Haulmaax, Subject: Service Instructions, Jun. 2007.
 Hendrickson, Technical Procedure Haulmaax, Subject: Service Instructions, Dec. 2007.
 Hendrickson Truck Suspension Systems, A Boler Company, Technical Publication HN 402/462 Series, Subject: Service Instructions, Aug. 1998.

* cited by examiner

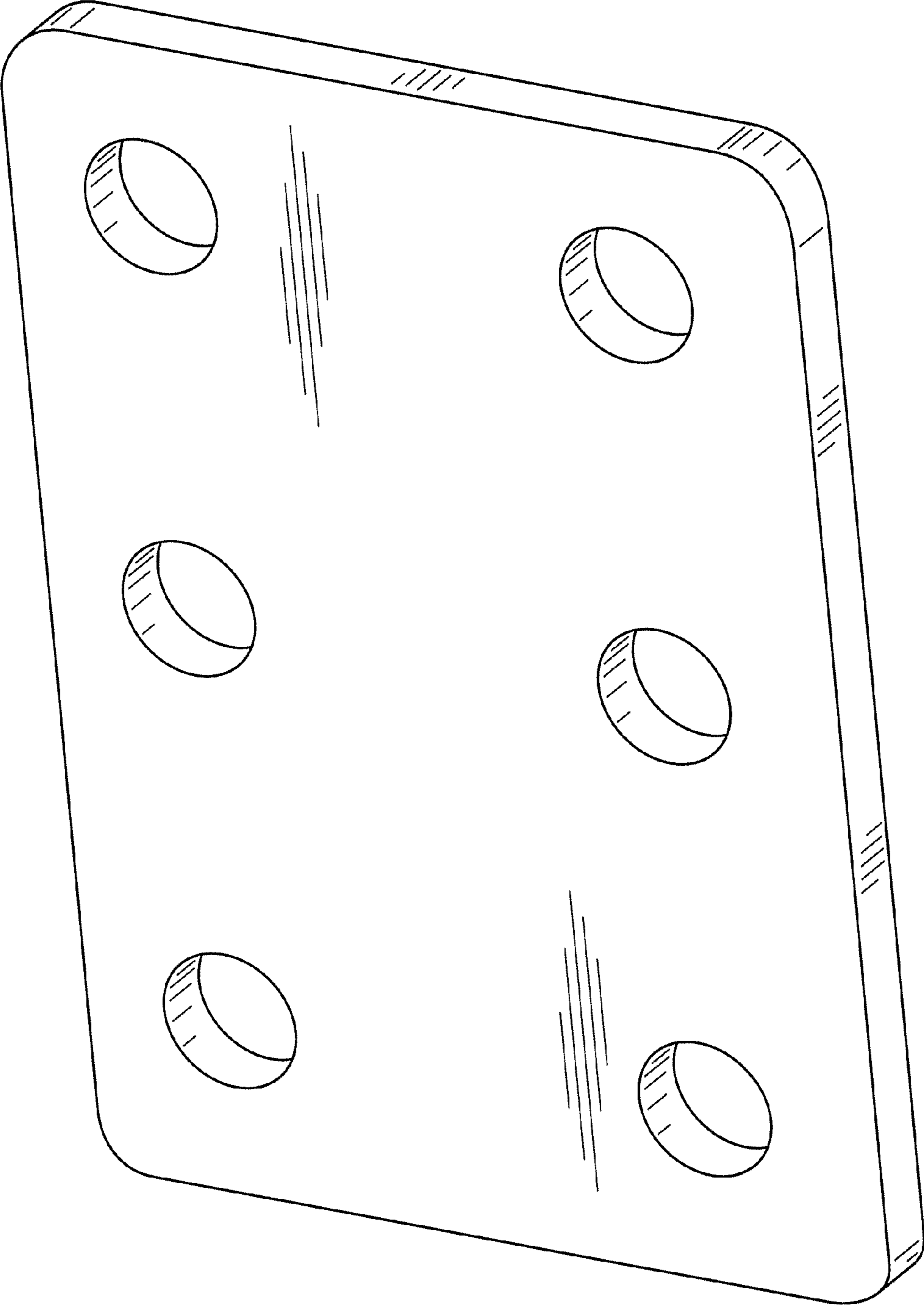


FIG. 1

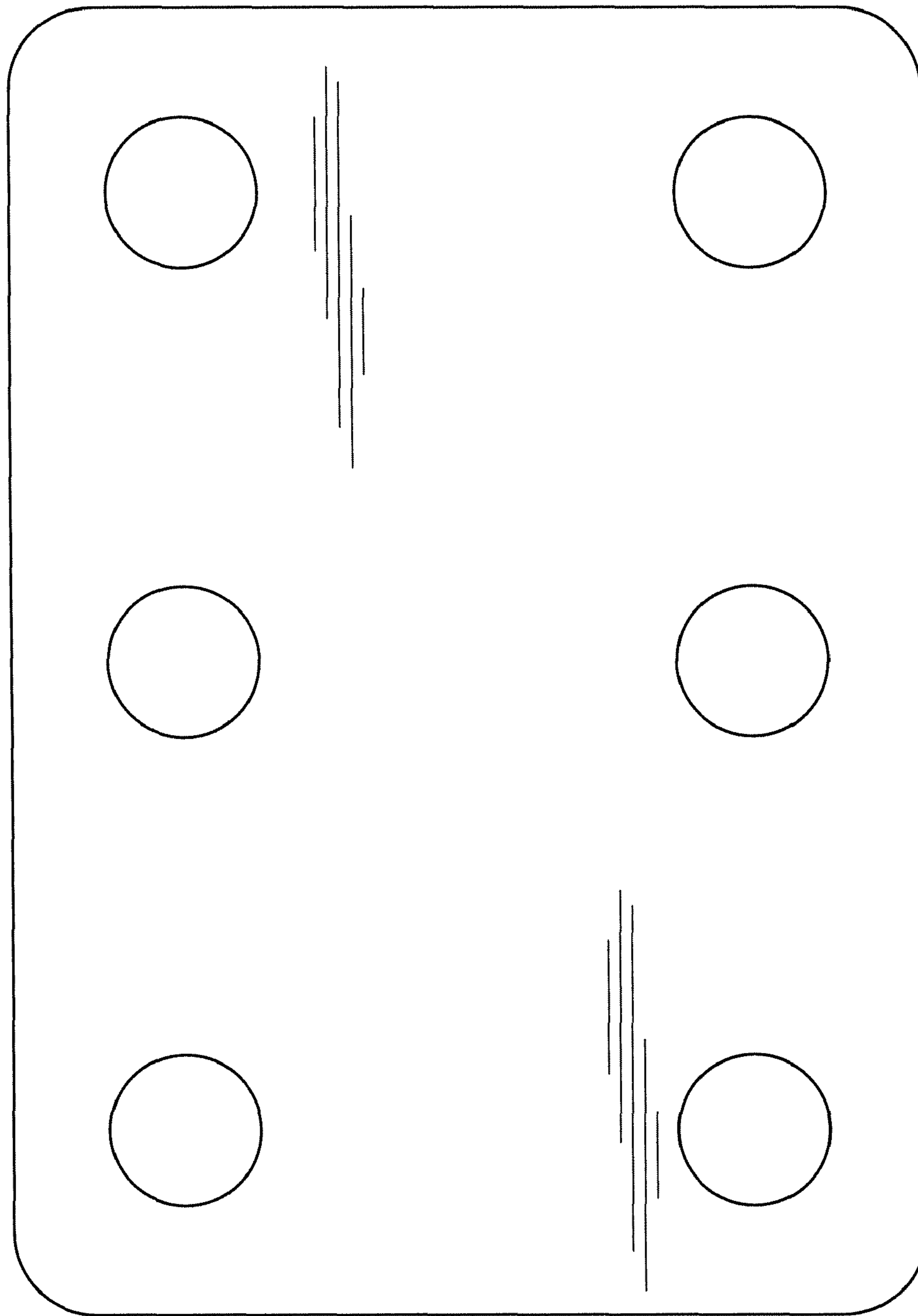


FIG. 2

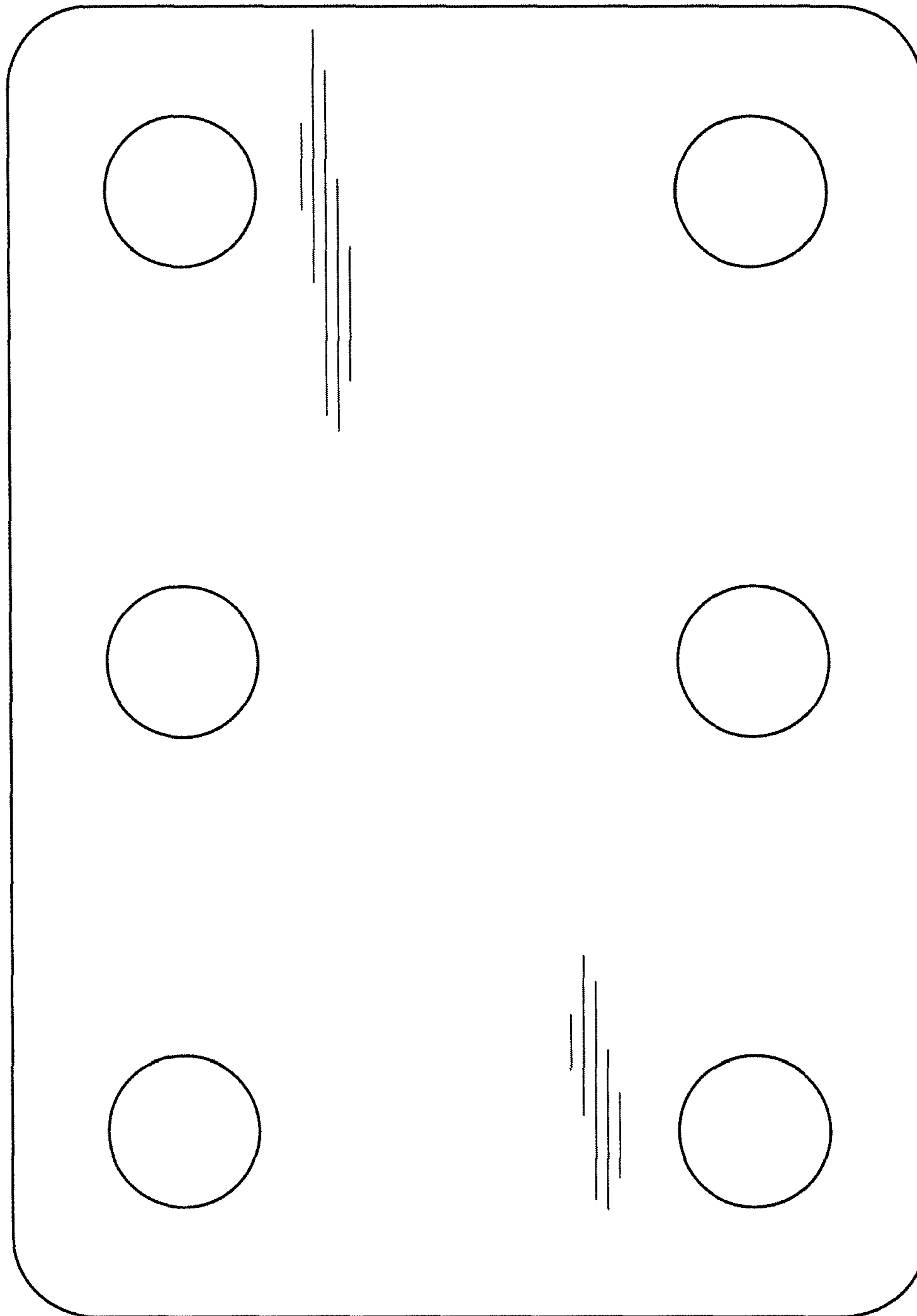


FIG. 3

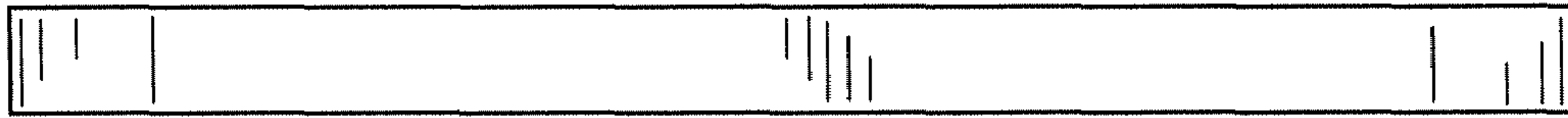


FIG. 4




FIG. 5

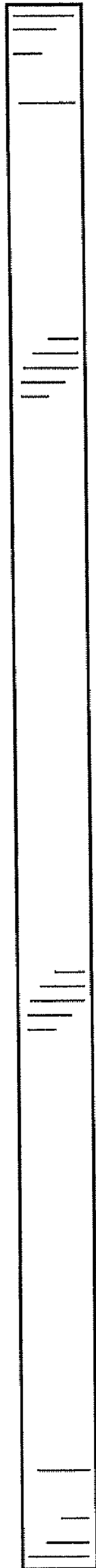


FIG. 6



FIG. 7