



US00D645790S

(12) **United States Design Patent**  
**Vardis et al.**

(10) **Patent No.:** **US D645,790 S**

(45) **Date of Patent:** **\*\* Sep. 27, 2011**

(54) **AUTOMOBILE BODY**

(75) Inventors: **Nicholas Vardis**, Sylvan Lake, MI (US);  
**Scott M. Krugger**, Macomb, MI (US);  
**Lance R. Wagner**, Lake Orion, MI  
(US); **Mark D. Hall**, Rochester Hills, MI  
(US); **Mark C. Trostle**, Clarkston, MI  
(US); **Robert T. Burns**, Rochester, MI  
(US)

(73) Assignee: **Chrysler Group LLC**, Auburn Hills, MI  
(US)

(\*\*) Term: **14 Years**

(21) Appl. No.: **29/380,144**

(22) Filed: **Dec. 1, 2010**

(51) **LOC (9) Cl.** ..... **12-08**

(52) **U.S. Cl.** ..... **D12/92**

(58) **Field of Classification Search** ..... D12/86,  
D12/90-92, 88; D21/424, 433, 434; 296/181.1,  
296/181.5

See application file for complete search history.

(56) **References Cited**

U.S. PATENT DOCUMENTS

D414,445 S 9/1999 Dehner et al.  
D453,713 S 2/2002 McMahan et al.

D510,056 S 9/2005 Hall et al.  
D551,122 S \* 9/2007 Trostle et al. .... D12/92  
D564,945 S \* 3/2008 Chung et al. .... D12/92  
D631,795 S \* 2/2011 Fisker et al. .... D12/92

\* cited by examiner

*Primary Examiner* — Melody N Brown

(74) *Attorney, Agent, or Firm* — Ralph E. Smith

(57) **CLAIM**


The ornamental design for an automobile body, as shown and described.

**DESCRIPTION**

FIG. 1 is a front perspective view of an automobile body showing our new design;  
FIG. 2 is a rear perspective view thereof;  
FIG. 3 is a side view thereof;  
FIG. 4 is a top plan view thereof;  
FIG. 5 is a front view thereof; and,  
FIG. 6 is a rear view thereof.

It will be understood that the broken lines presented in the drawings are for illustration only, and do not form a part of the claimed design.

**1 Claim, 6 Drawing Sheets**



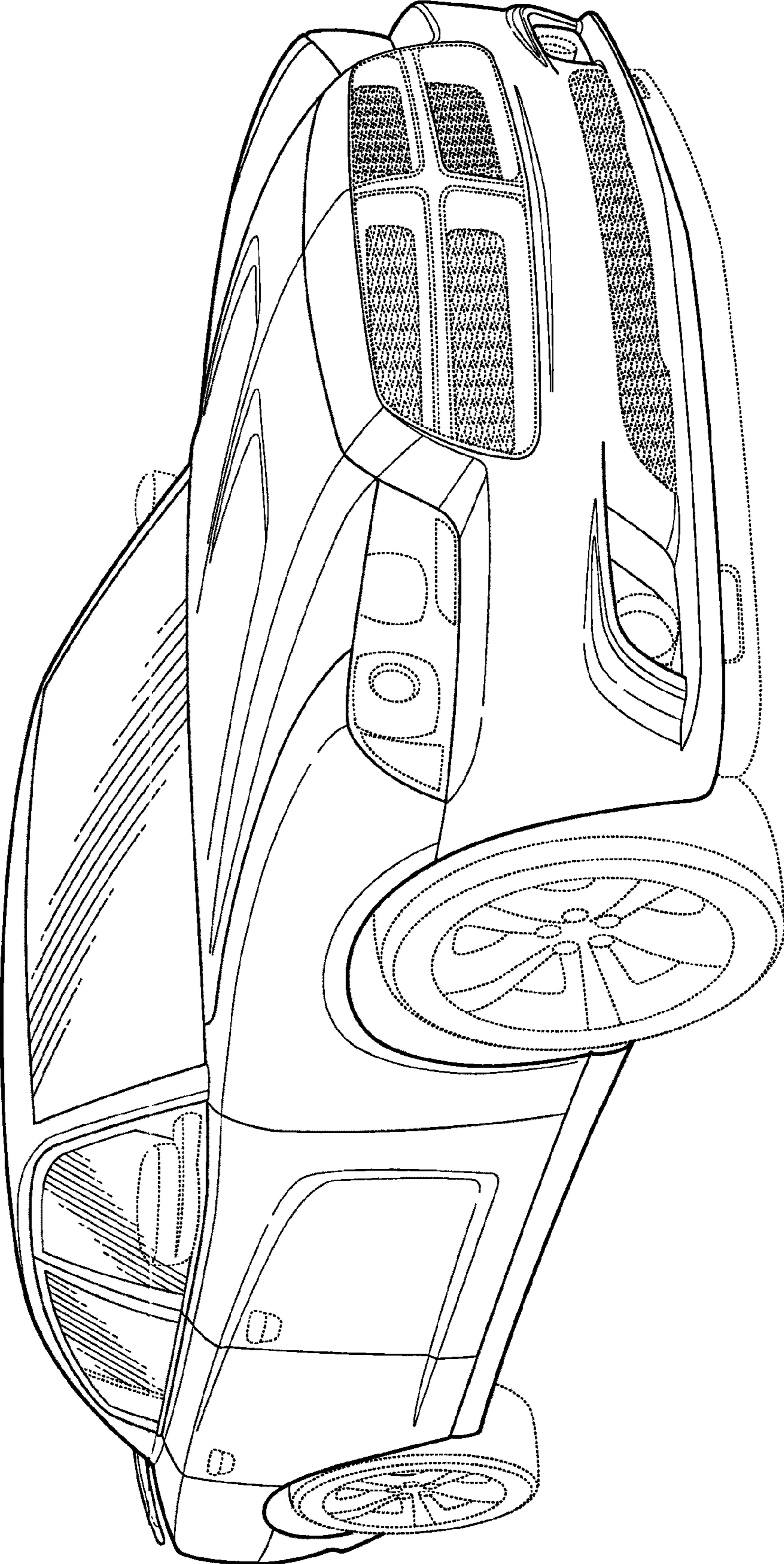


FIG. 1



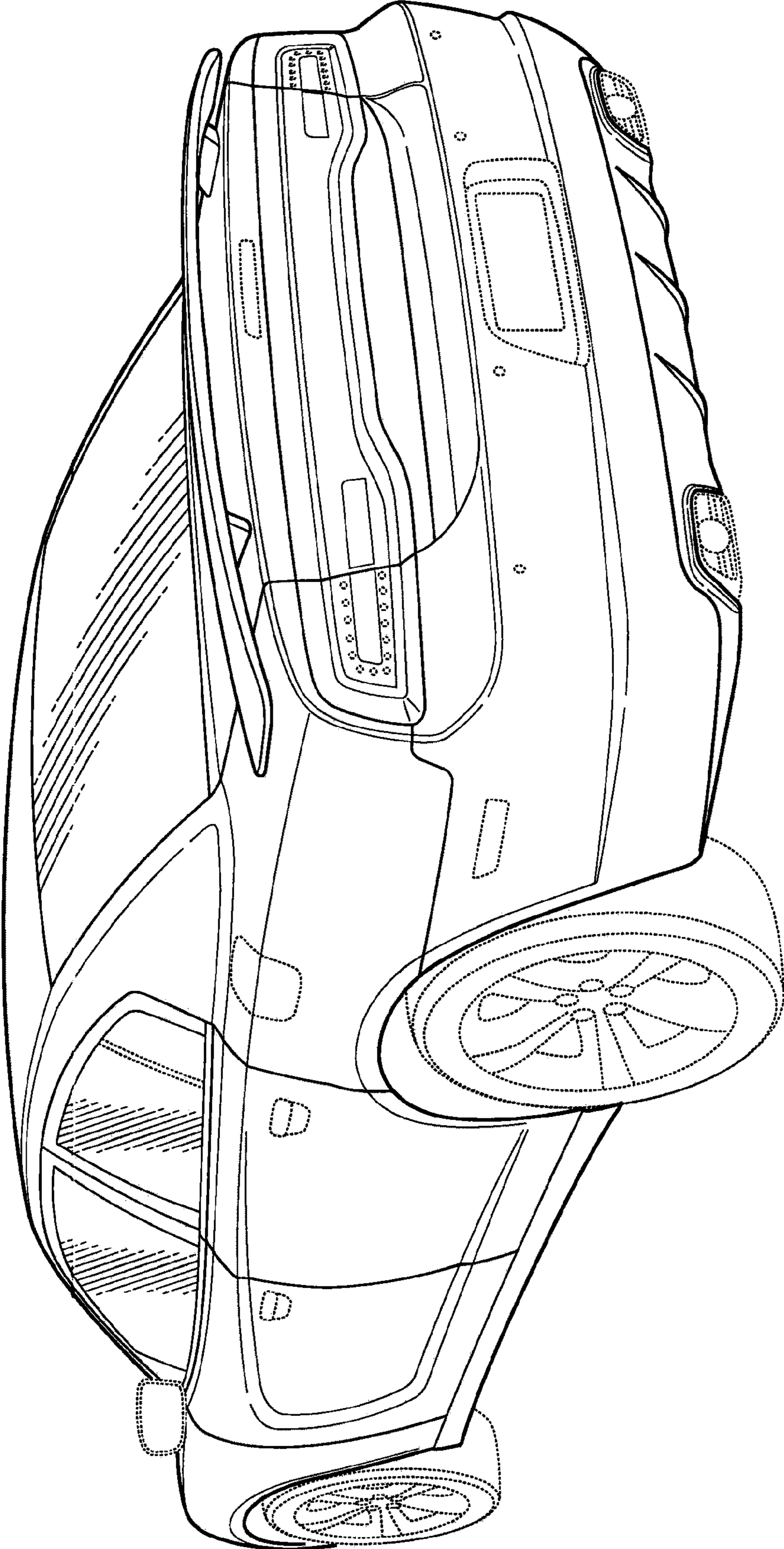


FIG. 2

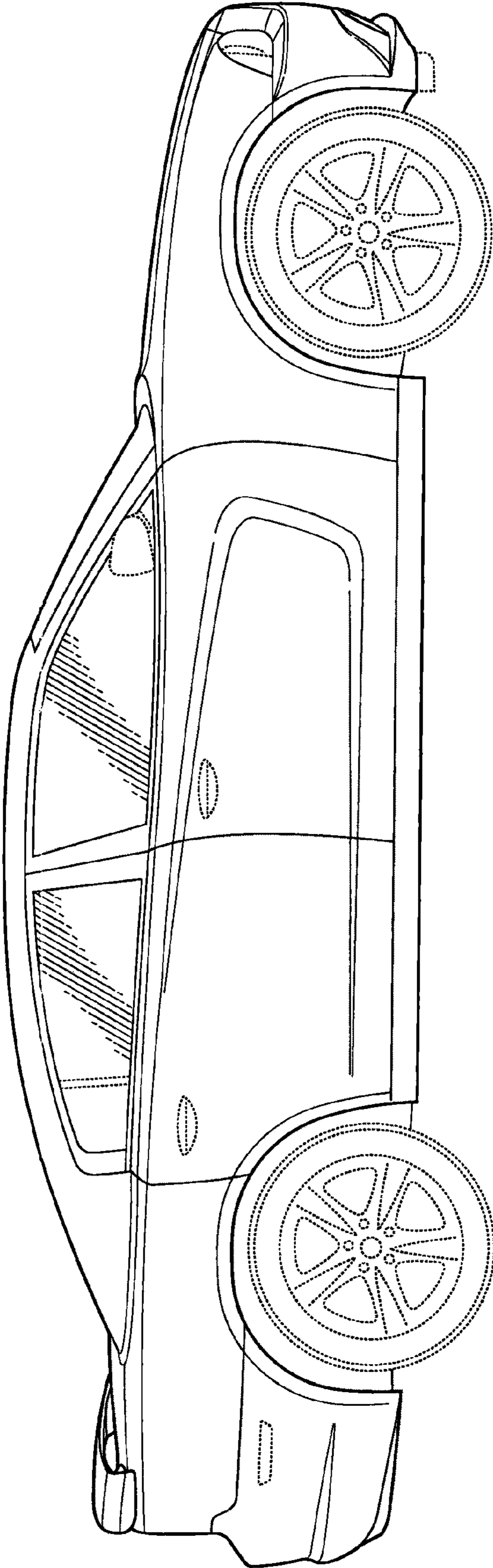


FIG. 3

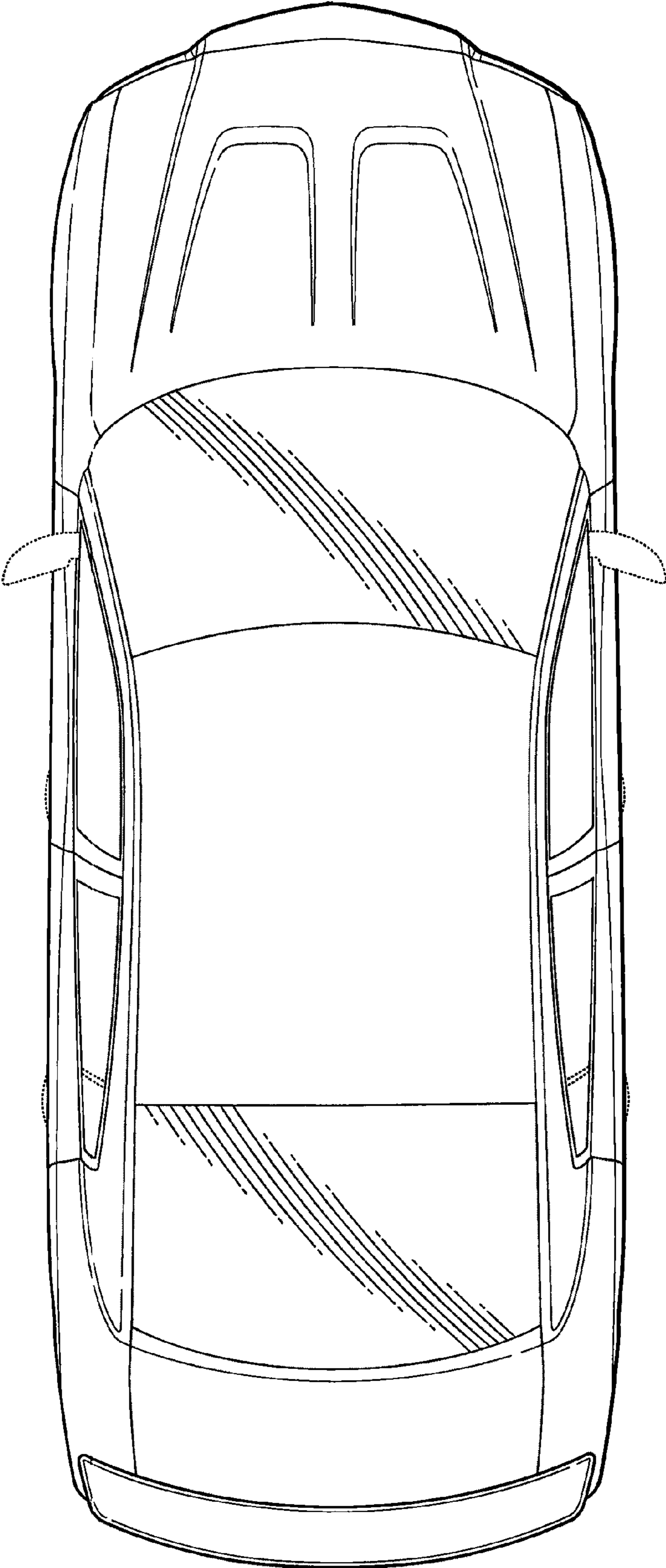

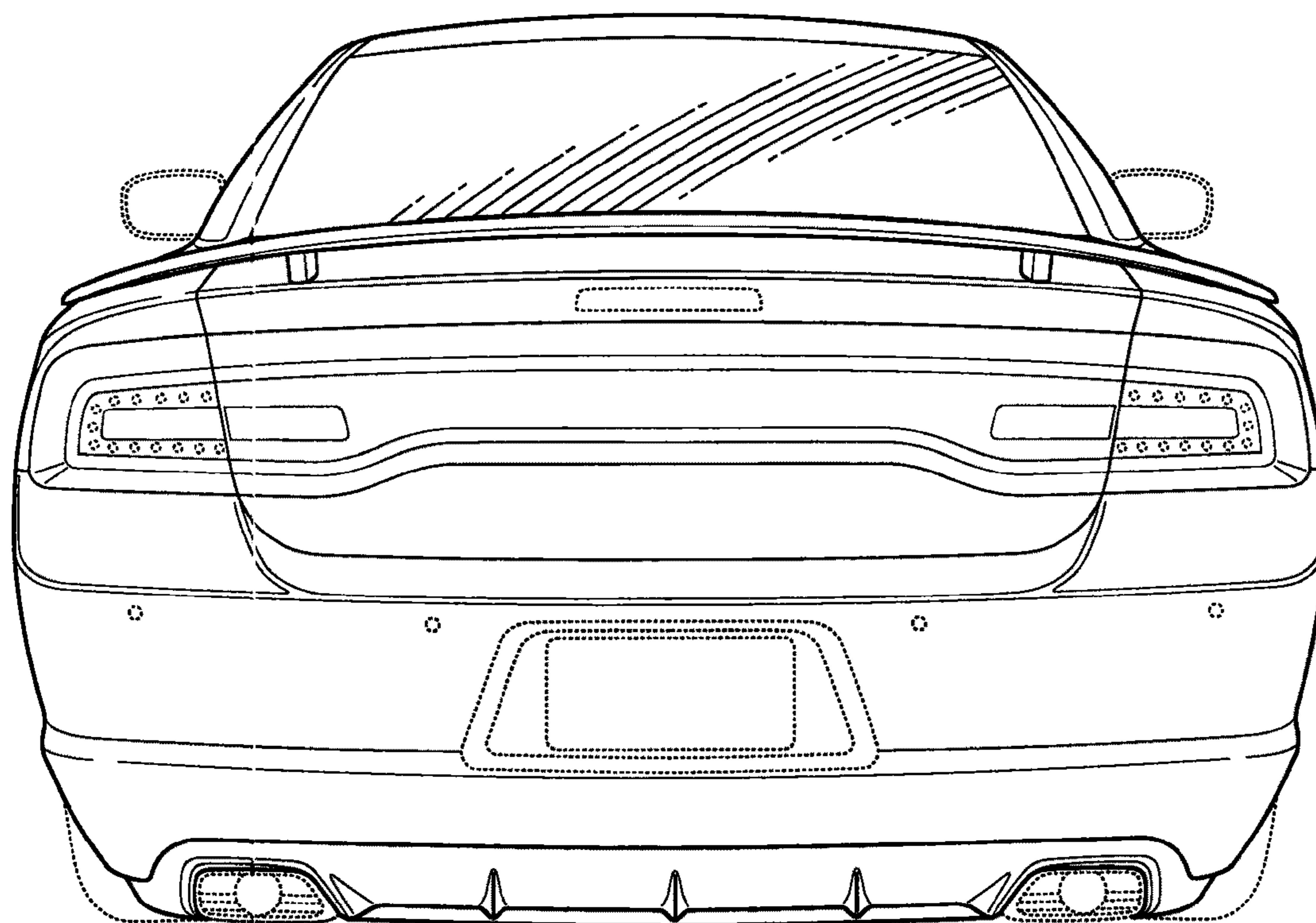


FIG. 4





**FIG. 5**



**FIG. 6**