



US00D645789S

(12) **United States Design Patent**
Vardis et al.

(10) **Patent No.:** **US D645,789 S**

(45) **Date of Patent:** **** *Sep. 27, 2011**

(54) **AUTOMOBILE BODY**

(75) Inventors: **Nicholas Vardis**, Sylvan Lake, MI (US);
Mark D. Hall, Rochester Hills, MI (US);
Lance R. Wagner, Lake Orion, MI (US)

(73) Assignee: **Chrysler Group LLC**, Auburn Hills, MI (US)

(**) Term: **14 Years**

(21) Appl. No.: **29/380,143**

(22) Filed: **Dec. 1, 2010**

(51) **LOC (9) Cl.** **12-08**

(52) **U.S. Cl.** **D12/92**

(58) **Field of Classification Search** D12/86,
D12/90-92, 88; D21/424, 433, 434; 296/181.1,
296/181.5

See application file for complete search history.

(56) **References Cited**

U.S. PATENT DOCUMENTS

D414,445 S	9/1999	Dehner et al.	
D453,713 S	2/2002	McMahan et al.	
D479,492 S *	9/2003	Gale et al.	D12/91
D482,990 S *	12/2003	Sims et al.	D12/91
D489,648 S *	5/2004	Gale et al.	D12/92
D495,624 S *	9/2004	Dolan et al.	D12/91
D510,056 S *	9/2005	Hall et al.	D12/92
D522,917 S *	6/2006	Wagner et al.	D12/91
D526,935 S *	8/2006	Wagner et al.	D12/91

D551,122 S *	9/2007	Trostle et al.	D12/92
D553,051 S *	10/2007	Chung et al.	D12/91
D557,637 S *	12/2007	Trostle et al.	D12/92
D564,945 S *	3/2008	Chung et al.	D12/92
D588,958 S *	3/2009	Zheng et al.	D12/92
D631,795 S *	2/2011	Fisker et al.	D12/92

OTHER PUBLICATIONS

US Design Patent Application 29,380,144 filed Dec. 1, 2010 (Vardis et al).

* cited by examiner

Primary Examiner — Melody N Brown

(74) *Attorney, Agent, or Firm* — Ralph E. Smith

(57) **CLAIM**

The ornamental design for an automobile body, as shown and described.

DESCRIPTION

FIG. 1 is a front perspective view of an automobile body showing our new design;

FIG. 2 is a rear perspective view thereof;

FIG. 3 is a side view thereof;


FIG. 4 is a top plan view thereof;

FIG. 5 is a front view thereof; and,

FIG. 6 is a rear view thereof.

It will be understood that the broken lines presented in the drawings are for illustration only, and do not form a part of the claimed design.

1 Claim, 6 Drawing Sheets



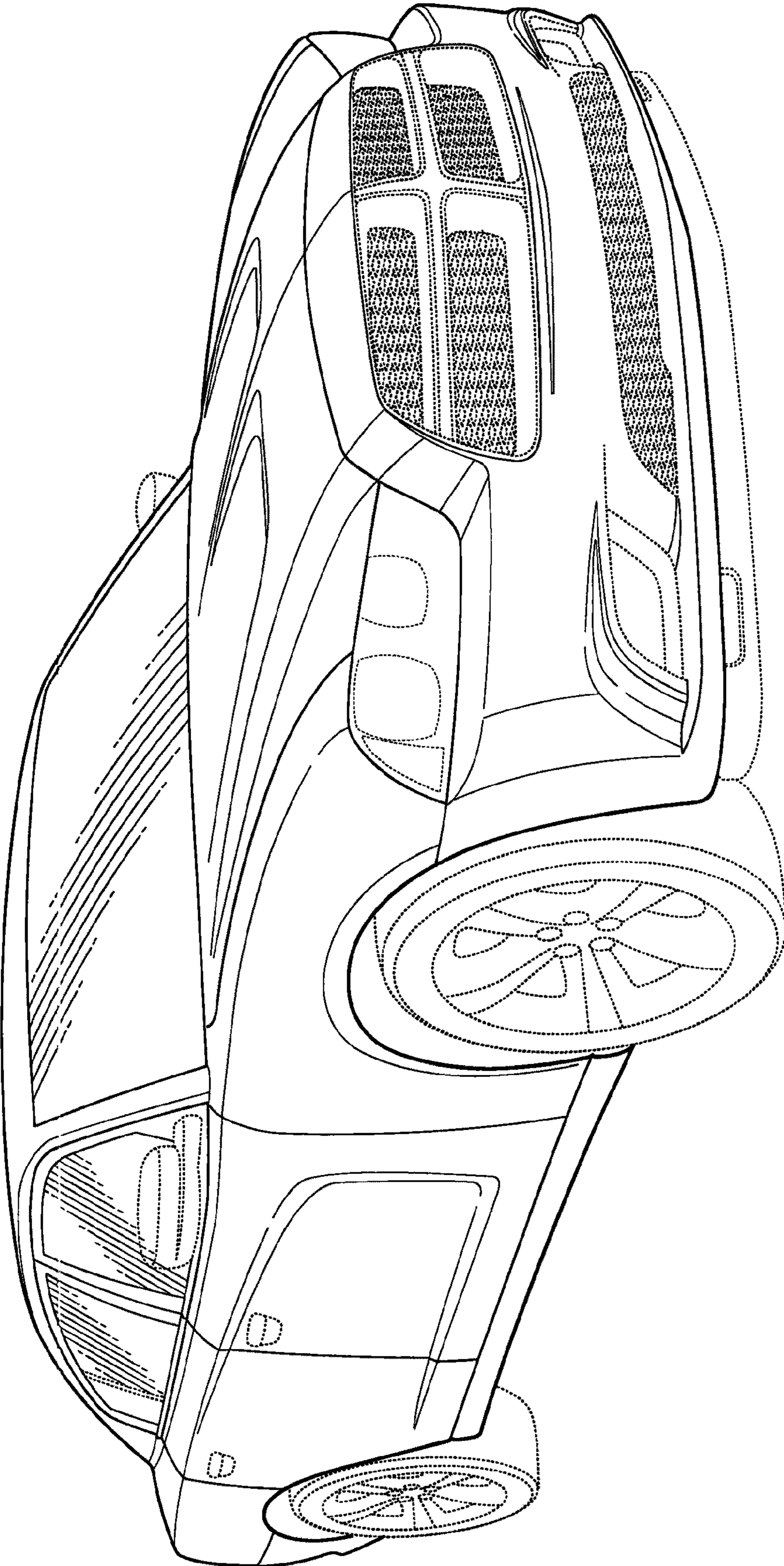


FIG. 1

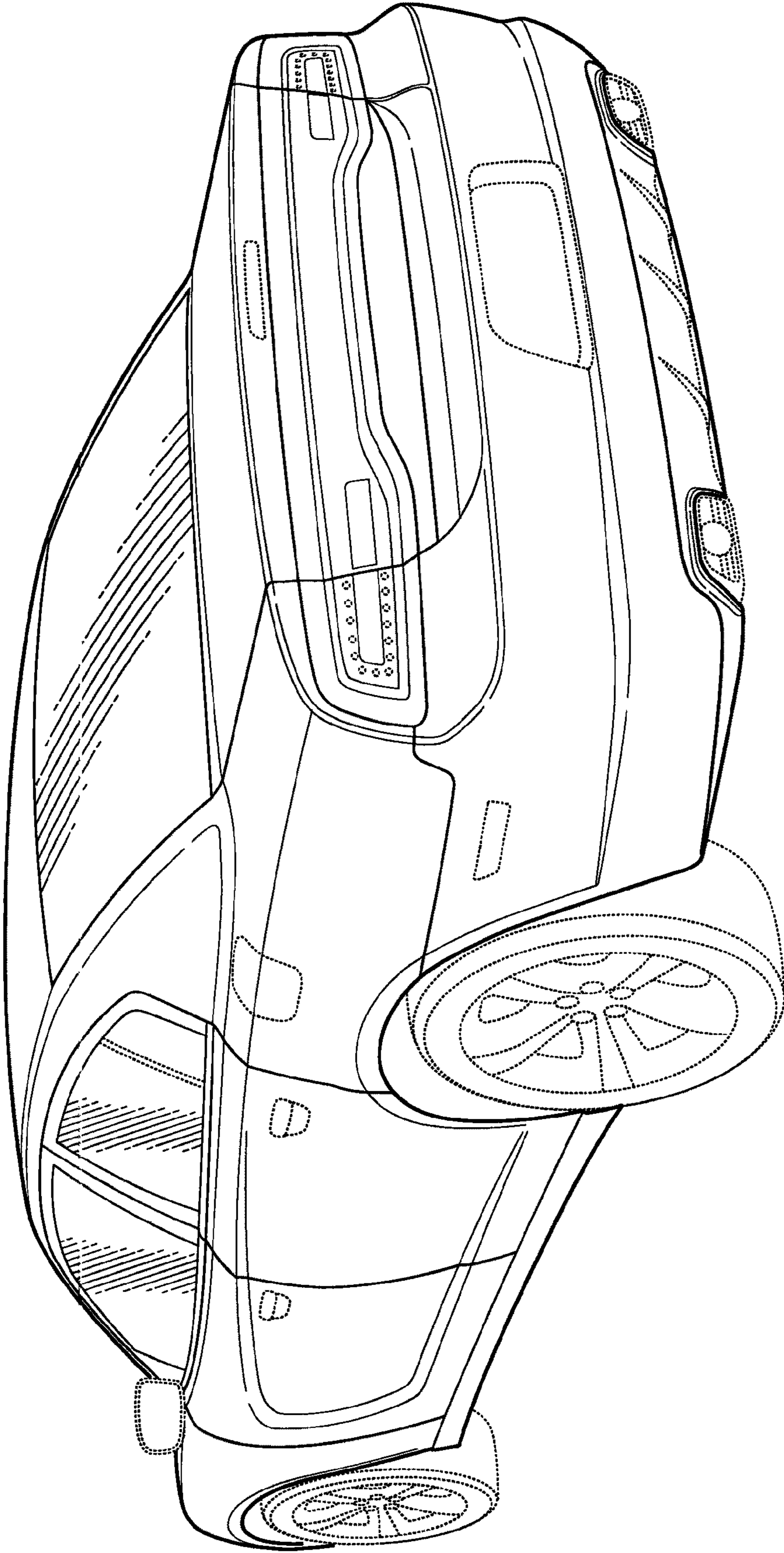


FIG. 2

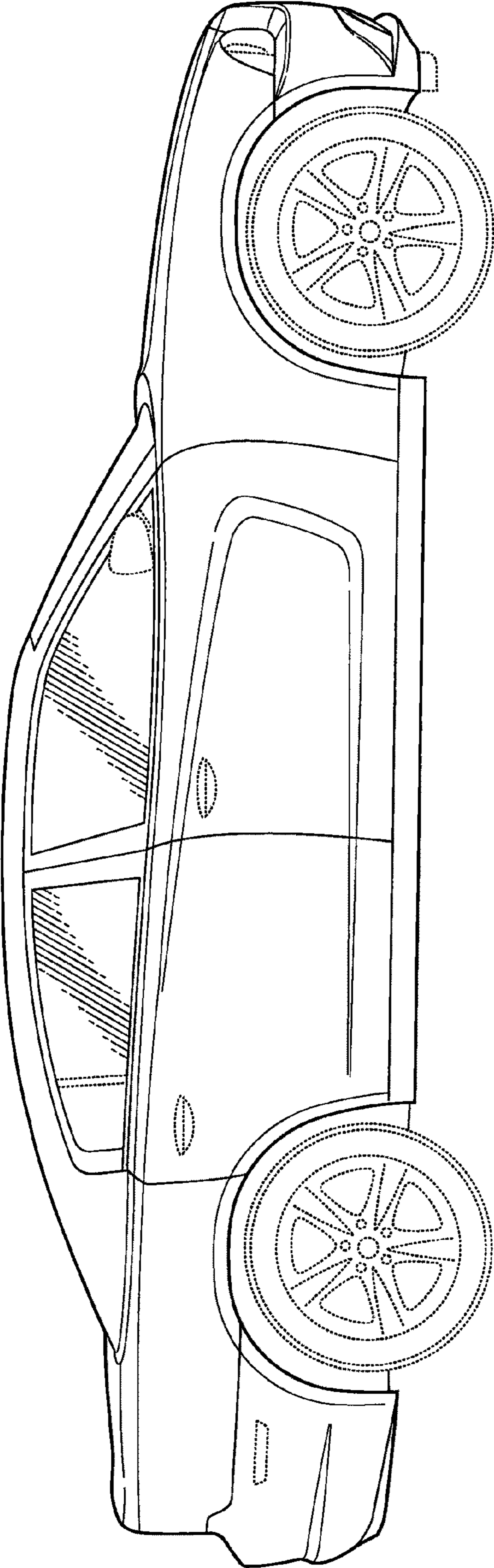


FIG. 3

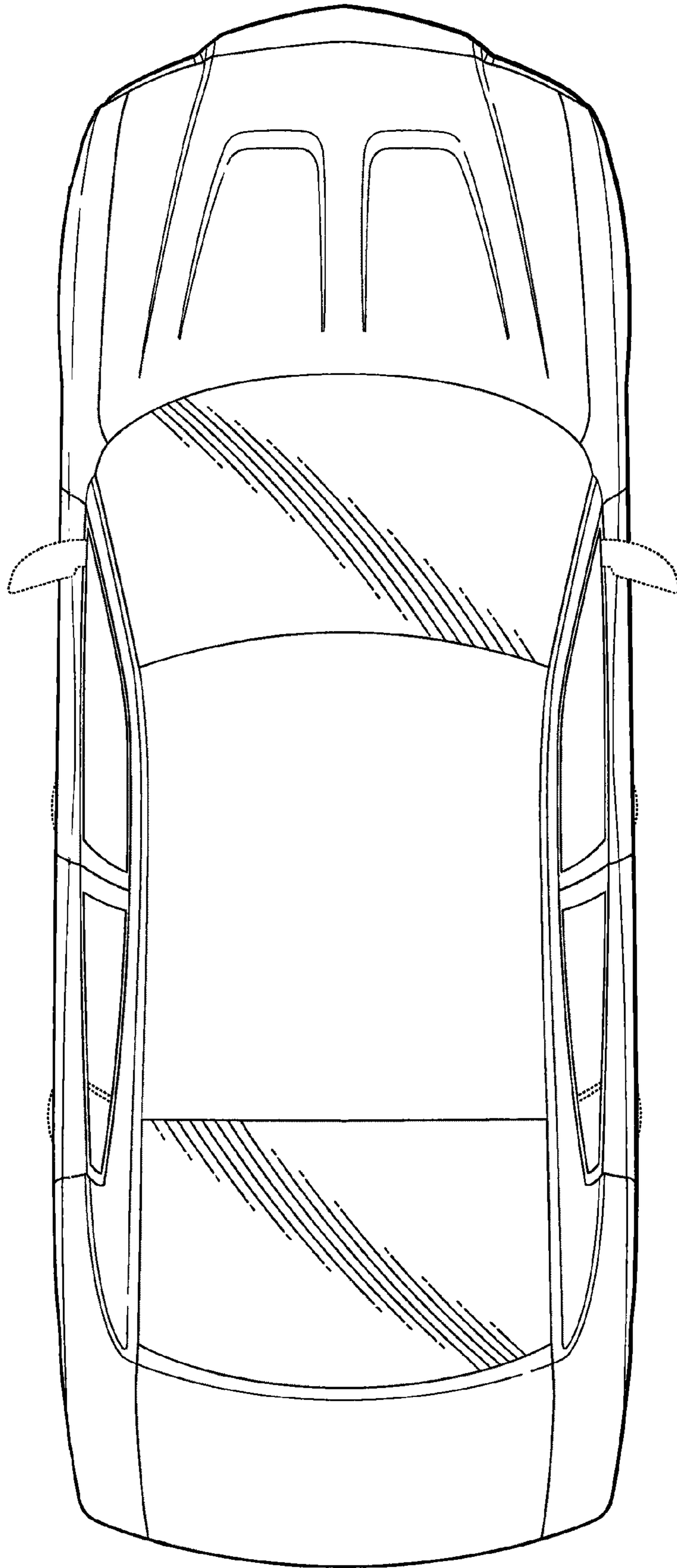


FIG. 4




FIG. 5




FIG. 6