



US00D645788S

(12) **United States Design Patent**
Zheng et al.

(10) **Patent No.:** **US D645,788 S**

(45) **Date of Patent:** **** *Sep. 27, 2011**

(54) **AUTOMOBILE BODY**

(75) Inventors: **Zhibai Zheng**, Royal Oak, MI (US);
John S. Owens, Rochester Hills, MI (US)

(73) Assignee: **Chrysler Group LLC**, Auburn Hills, MI (US)

(**) Term: **14 Years**

(21) Appl. No.: **29/378,912**

(22) Filed: **Nov. 11, 2010**

(51) **LOC (9) Cl.** **12-08**

(52) **U.S. Cl.** **D12/92**

(58) **Field of Classification Search** D12/86,
D12/90-92, 88; D21/424, 433, 434; 296/181.1,
296/181.5

See application file for complete search history.

(56) **References Cited**

U.S. PATENT DOCUMENTS

D440,526 S	4/2001	Dehner et al.	
D440,527 S	4/2001	Wagner et al.	
D543,136 S *	5/2007	Arai et al.	D12/92
D551,122 S	9/2007	Trostle et al.	
D551,123 S	9/2007	Rabinowitz et al.	
D552,512 S	10/2007	Rabinowitz et al.	

D556,622 S	12/2007	Ionescu	
D557,637 S	12/2007	Trostle et al.	
D559,153 S	1/2008	Rabinowitz et al.	
D563,279 S *	3/2008	Wang et al.	D12/92
D595,186 S *	6/2009	Kouchi et al.	D12/92
D599,709 S *	9/2009	Malachowski et al.	D12/92
D609,608 S *	2/2010	Boniface et al.	D12/92

* cited by examiner

Primary Examiner — Melody N Brown

(74) *Attorney, Agent, or Firm* — Ralph E. Smith

(57) **CLAIM**


The ornamental design for an automobile body, as shown and described.

DESCRIPTION

FIG. 1 is a front perspective view of an automobile body showing our new design;
FIG. 2 is a rear perspective view thereof;
FIG. 3 is a top plan view thereof;
FIG. 4 is a side view thereof;
FIG. 5 is a front view thereof; and,
FIG. 6 is a rear view thereof.

It will be understood that the broken lines presented in the drawings are for illustration only, and do not form a part of the claimed design.

1 Claim, 6 Drawing Sheets



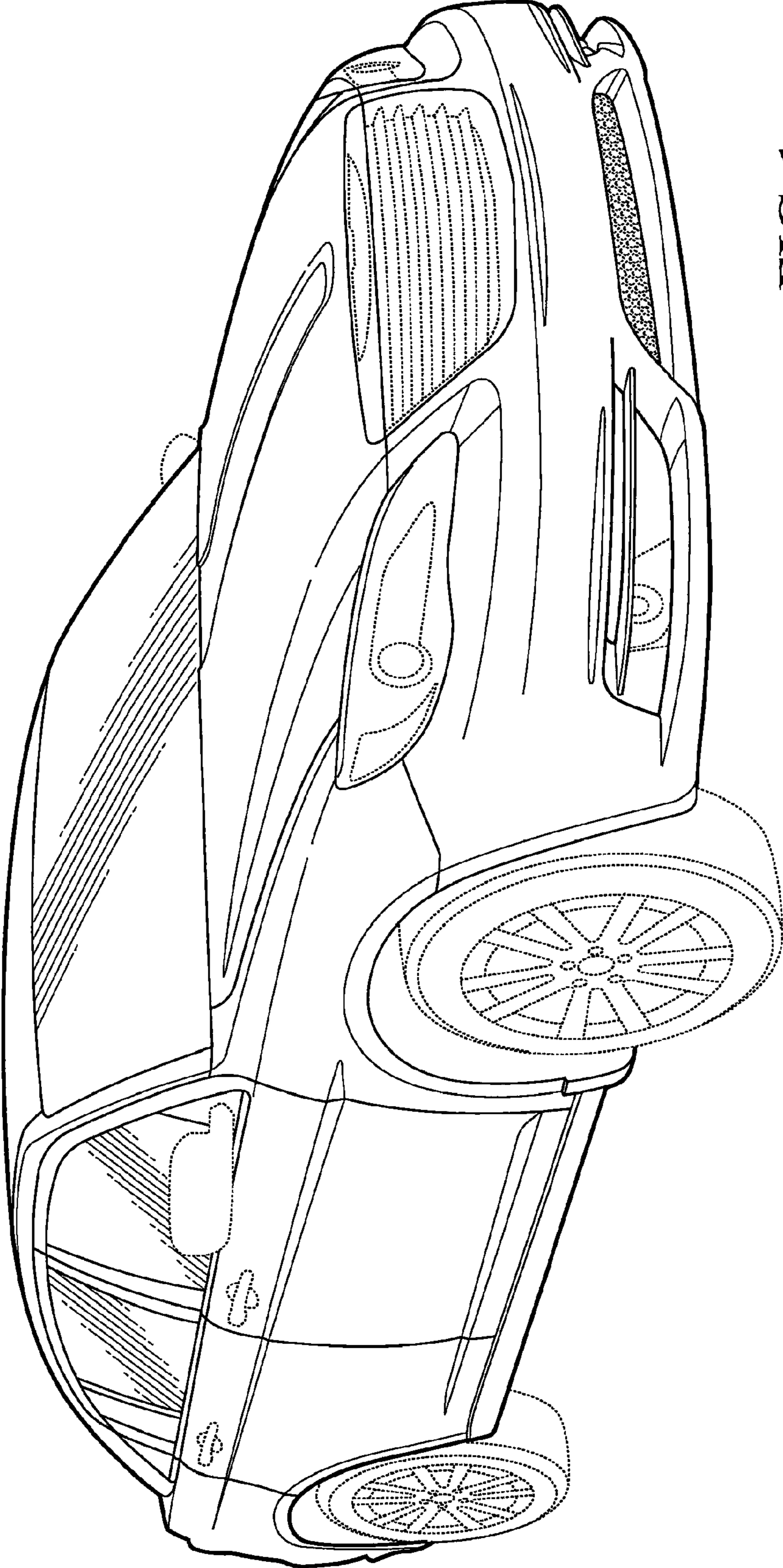


FIG. 1

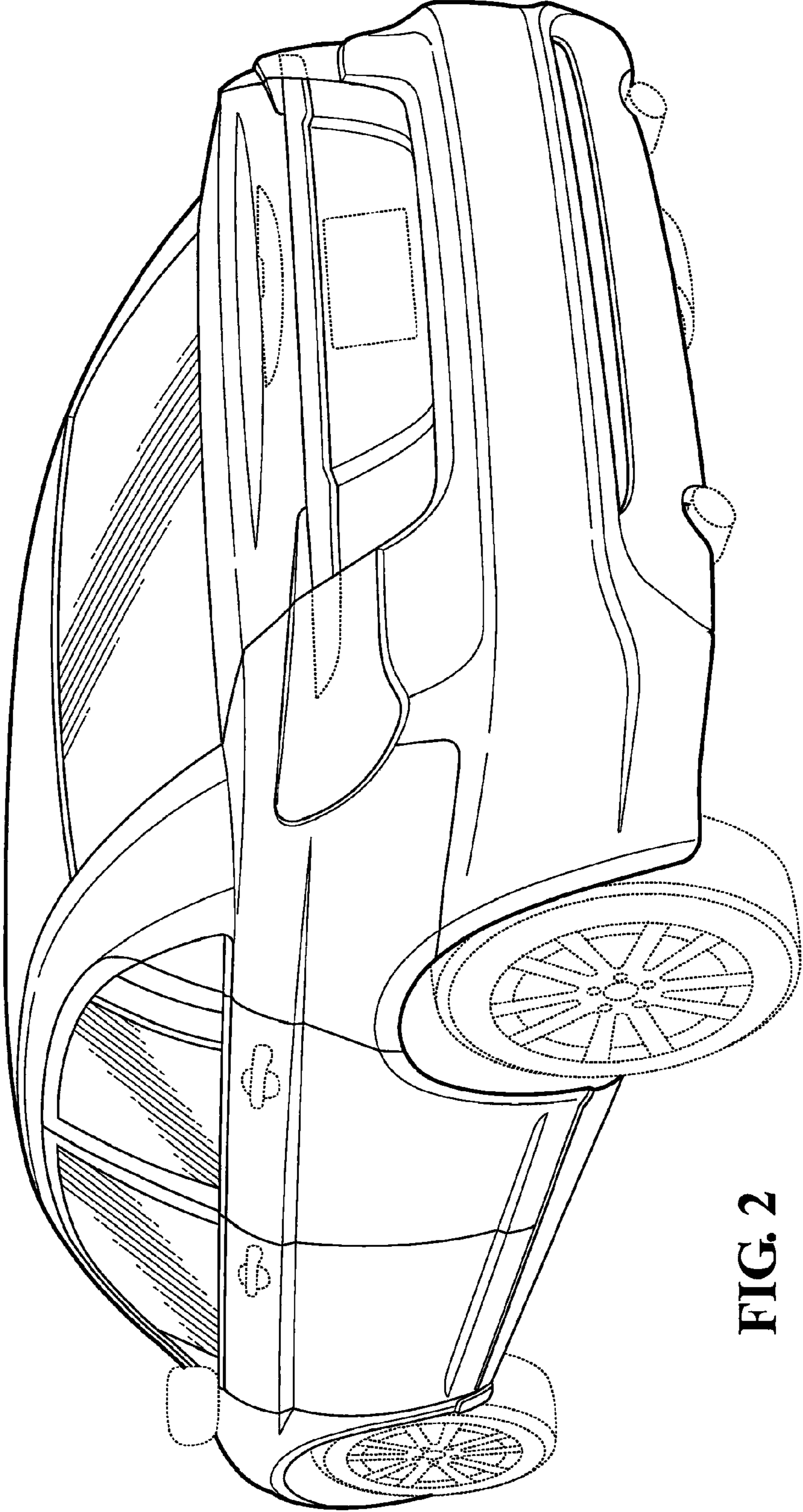


FIG. 2

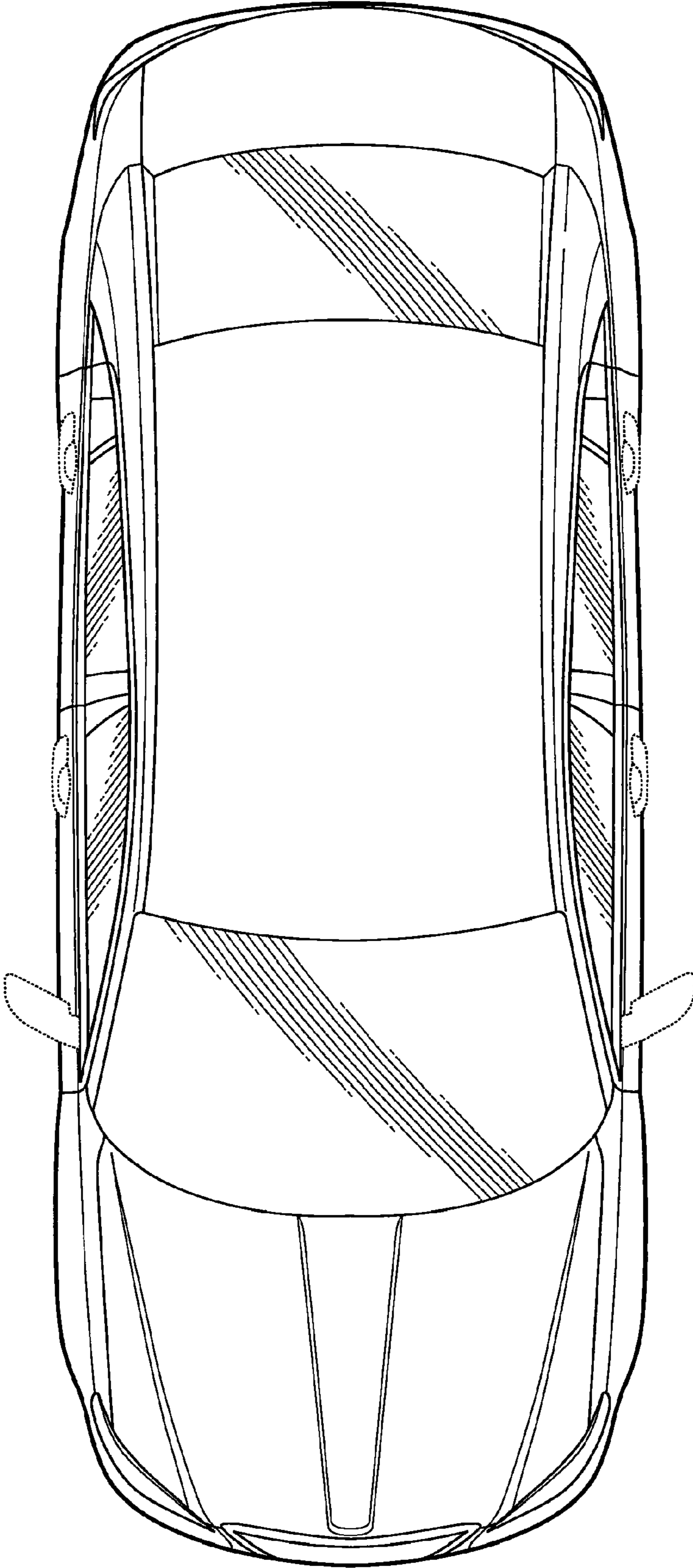


FIG. 3

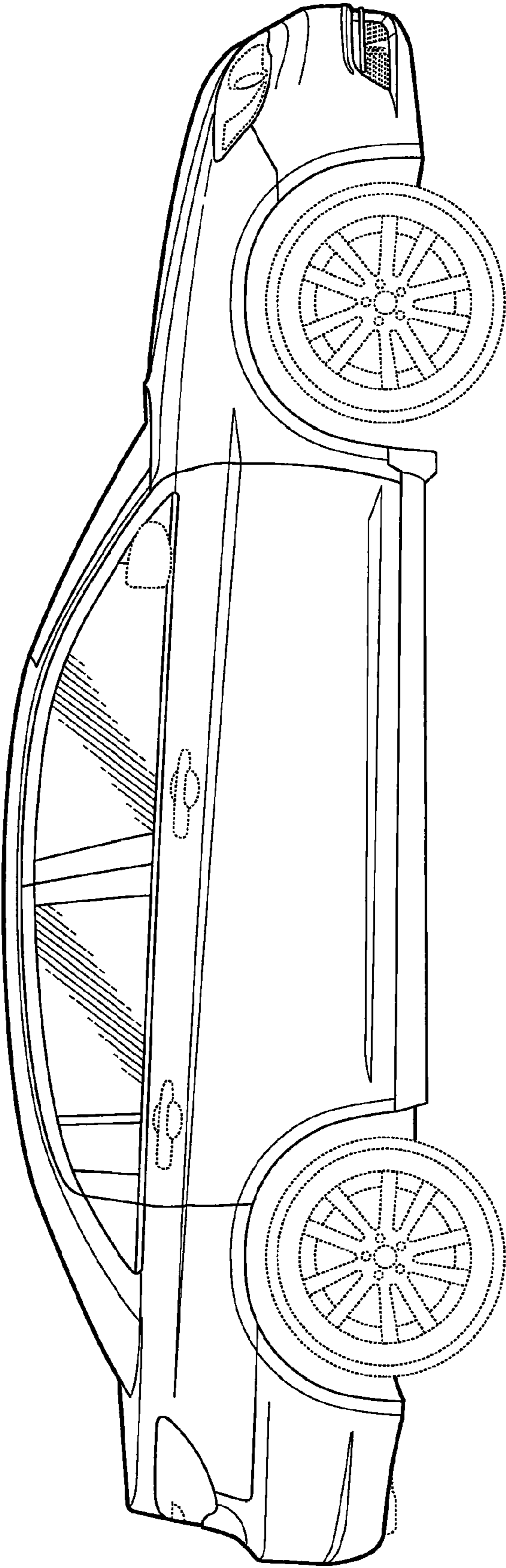


FIG. 4




FIG. 5

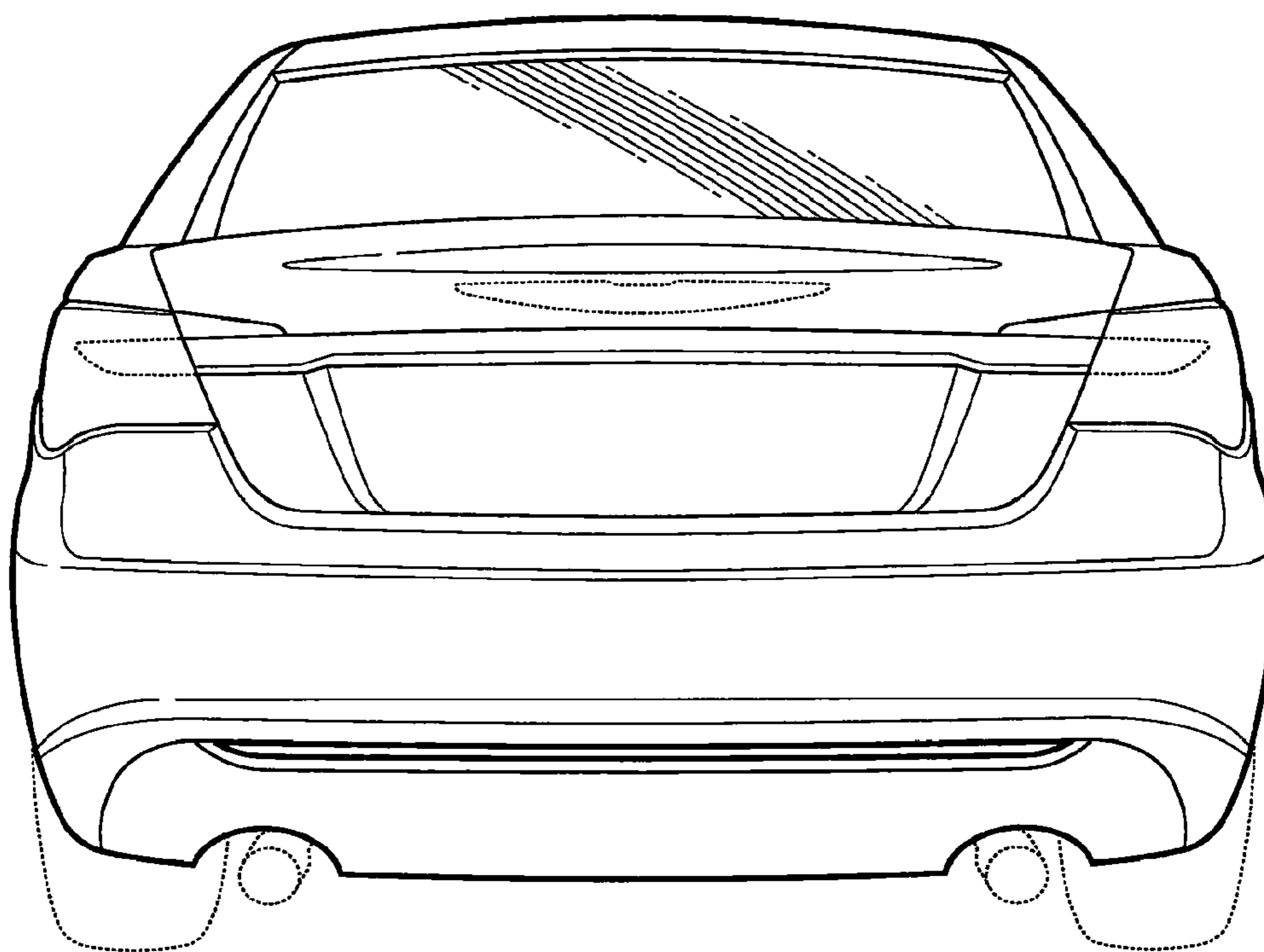


FIG. 6