



US00D645783S

(12) **United States Design Patent**
Wang

(10) **Patent No.:** **US D645,783 S**

(45) **Date of Patent:** **** Sep. 27, 2011**

(54) **ZIPPER PULL**

(75) **Inventor:** **Alexander Wang**, New York, NY (US)

(73) **Assignee:** **Alexander Wang Incorporated**, New York, NY (US)

(**) **Term:** **14 Years**

(21) **Appl. No.:** **29/364,887**

(22) **Filed:** **Jun. 30, 2010**

(51) **LOC (9) Cl.** **02-07**

(52) **U.S. Cl.** **D11/221**

(58) **Field of Classification Search** D11/200,
D11/201, 221; 24/381-383, 385-387, 414-417,
24/421-422, 427-431, 433, 405; 2/265

See application file for complete search history.

(56) **References Cited**

U.S. PATENT DOCUMENTS

D379,162 S * 5/1997 Melk D11/221
D579,377 S * 10/2008 Hsiao D11/221

* cited by examiner

Primary Examiner — Ralf Seifert

(74) *Attorney, Agent, or Firm* — McCarter & English, LLP

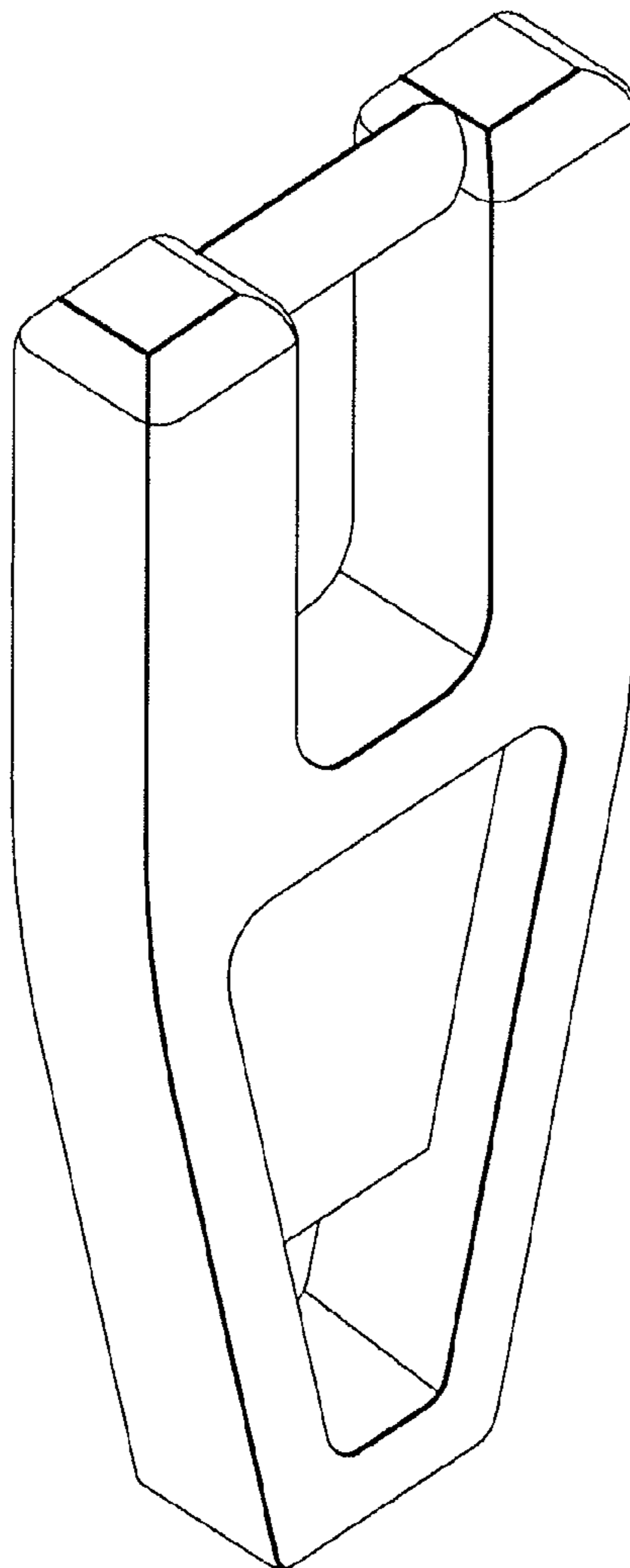
(57) **CLAIM**

The ornamental design for a zipper pull, as shown and described.

DESCRIPTION

FIG. 1 is a rear perspective view of a zipper pull showing my new design;
FIG. 2 is a top plan view thereof, the bottom plan view being identical;
FIG. 3 is a side elevational view thereof, both sides being the same;
FIG. 4 is a back end view thereof; and,
FIG. 5 is a front end view thereof.

1 Claim, 2 Drawing Sheets



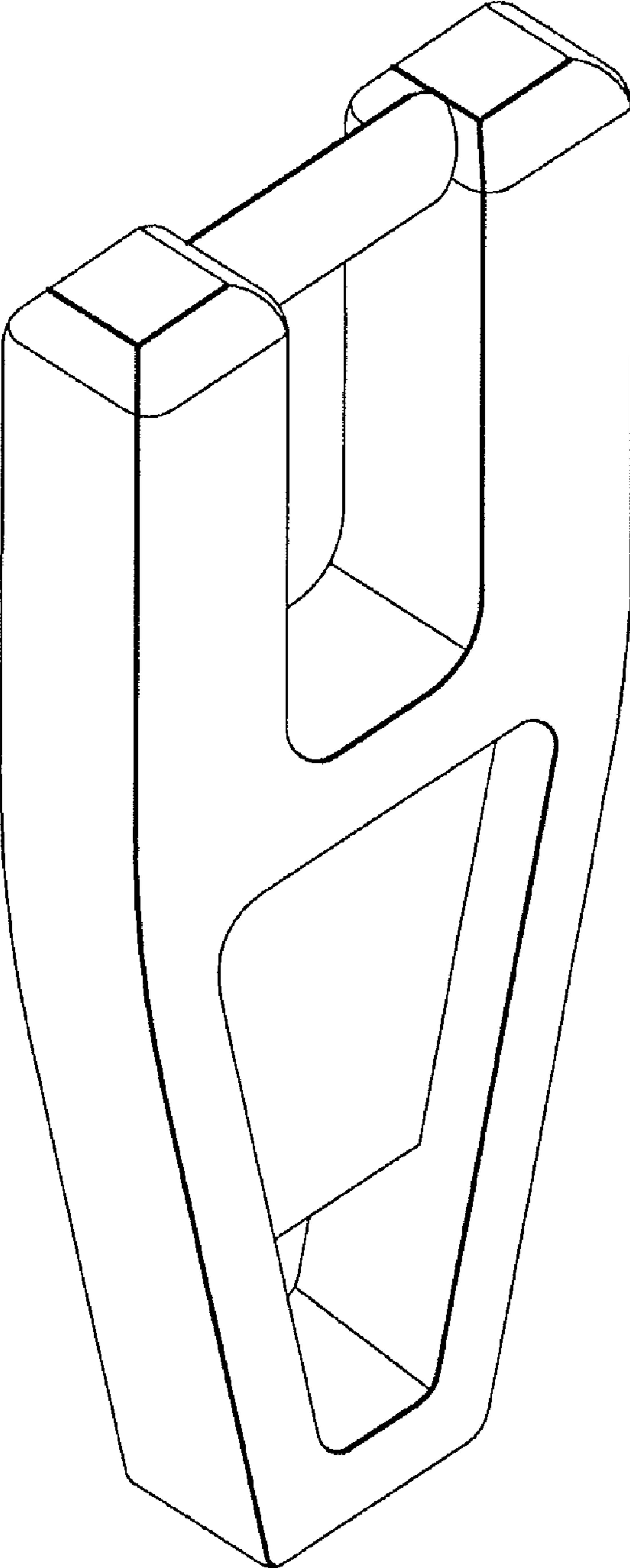


FIG. 1




FIG. 4

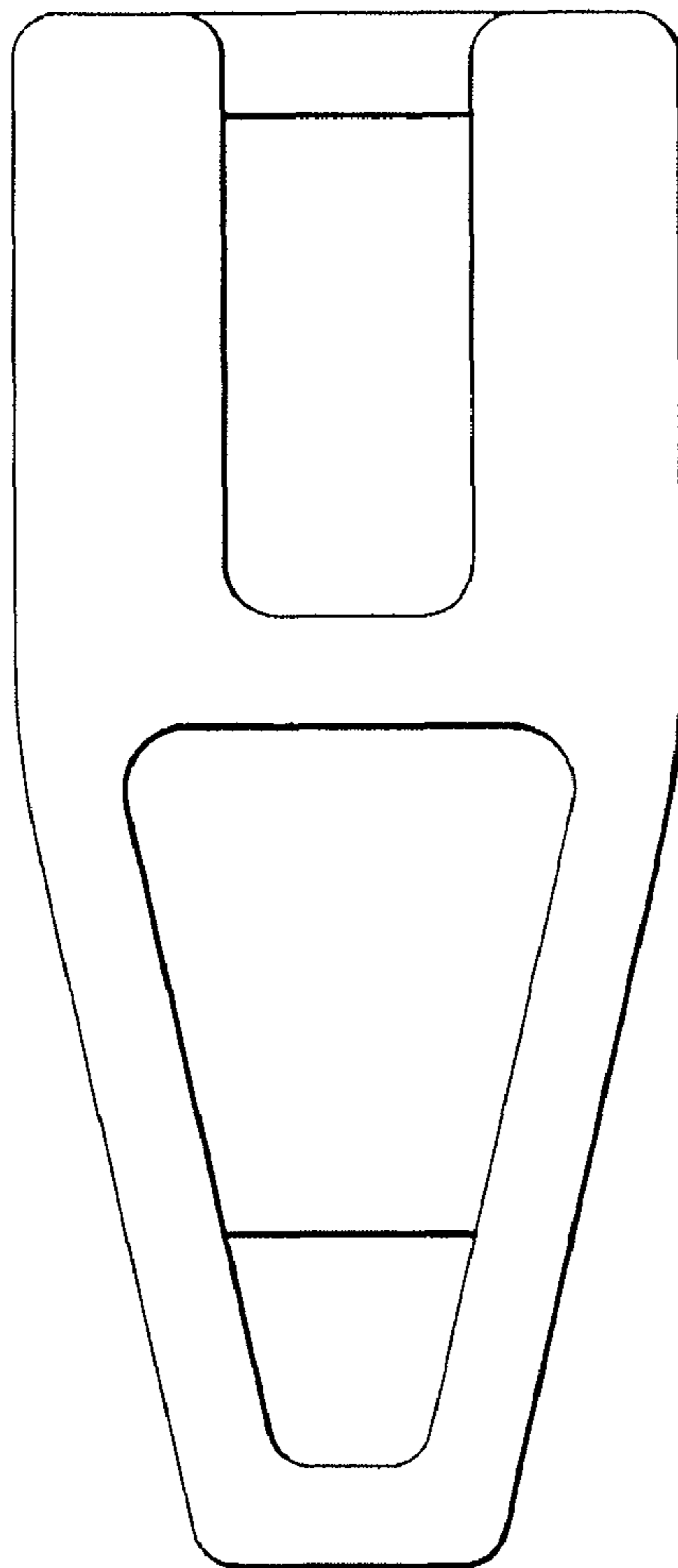


FIG. 2

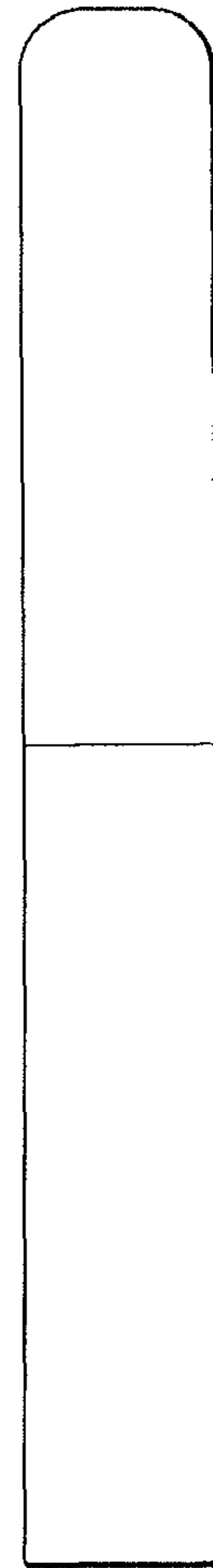


FIG. 3




FIG. 5