

US00D645776S

(12) **United States Design Patent**  
**Pilushin**

(10) **Patent No.:** **US D645,776 S**

(45) **Date of Patent:** **\*\* Sep. 27, 2011**

(54) **SET OF RINGS**

(75) **Inventor:** **Vladimir V. Pilushin**, St. Petersburg (RU)

(73) **Assignee:** **OOO Advertising Agency "Russian Jeweller"**, St. Petersburg (RU)

(\*\*) **Term:** **14 Years**

(21) **Appl. No.:** **29/351,059**

(22) **Filed:** **Nov. 30, 2009**

(30) **Foreign Application Priority Data**

Jun. 1, 2009 (RU) ..... 2009501458  
Nov. 27, 2009 (EM) ..... 001640962

(51) **LOC (9) Cl.** ..... **11-01**

(52) **U.S. Cl.** ..... **D11/26; D11/34**

(58) **Field of Classification Search** ..... D11/26-39,  
D11/89-92; 63/15, 15.1, 15.2, 15.3, 15.4,  
63/15.45, 15.5, 15.6, 15.65, 15.7, 26-28

See application file for complete search history.

(56) **References Cited**

U.S. PATENT DOCUMENTS

D318,249 S *	7/1991	Pond et al. ....	D11/31
D412,457 S *	8/1999	Perrin et al. ....	D11/26
D443,550 S *	6/2001	Haquet ....	D11/26
D536,275 S *	2/2007	Allin ....	D11/26
D537,375 S *	2/2007	Allin ....	D11/26

\* cited by examiner

*Primary Examiner* — Cathron Brooks

*Assistant Examiner* — Melanie Levy

(74) *Attorney, Agent, or Firm* — Houston Eliseeva, LLP

(57) **CLAIM**

The ornamental design for the set of rings, as shown and described.

**DESCRIPTION**

FIG. 1 is a top plan view of one ring of the set of rings showing my new design;

FIG. 2 is a front elevational view thereof;

FIG. 3 is a rear elevational view thereof;


FIG. 4 is a side elevational view thereof;

FIG. 5 is a top perspective view thereof;

FIG. 6 is a top plan view of the set of rings; and,

FIG. 7 is a front and top perspective view thereof.

**1 Claim, 1 Drawing Sheet**






Fig. 1

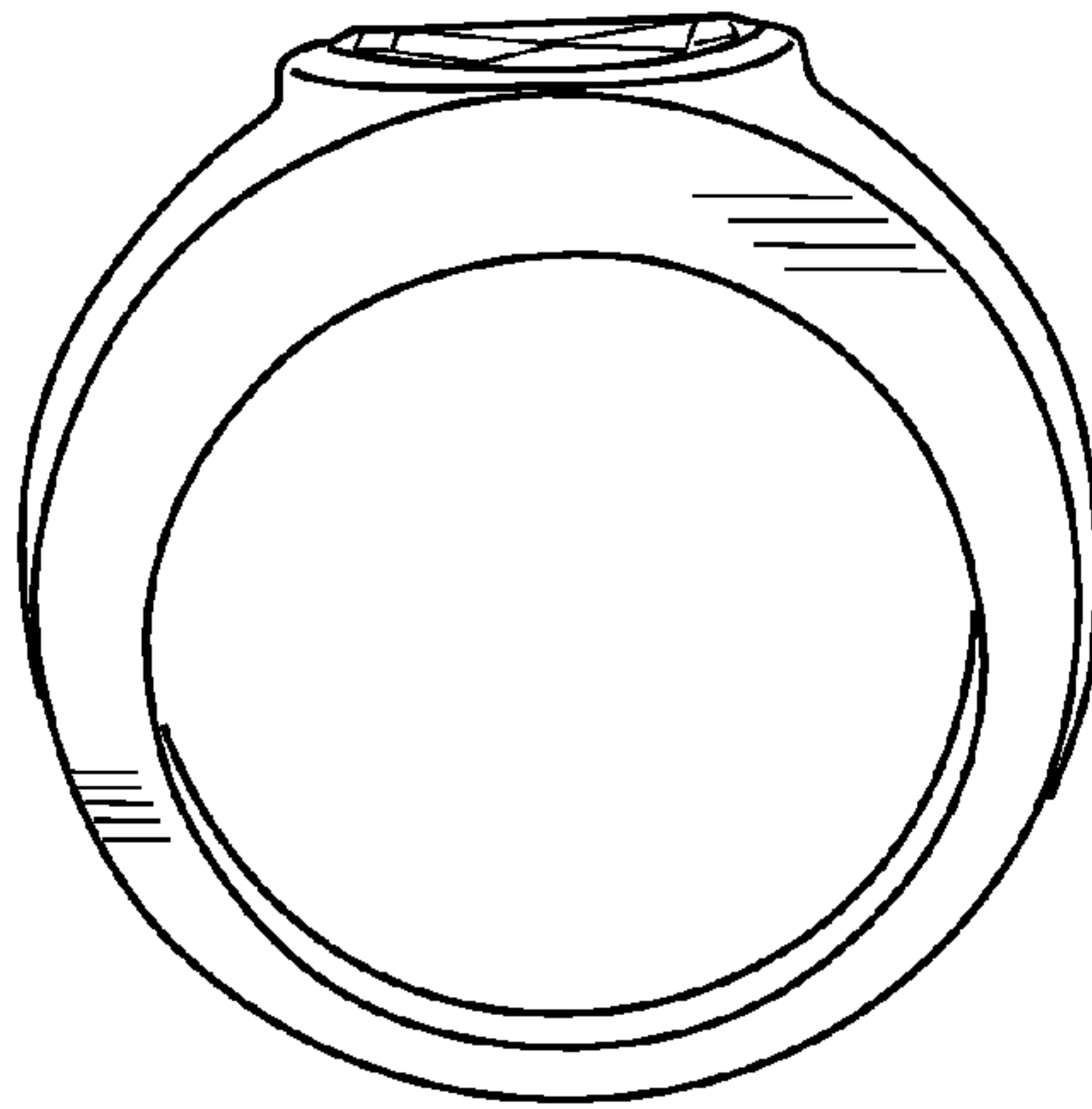


Fig. 2




Fig. 4

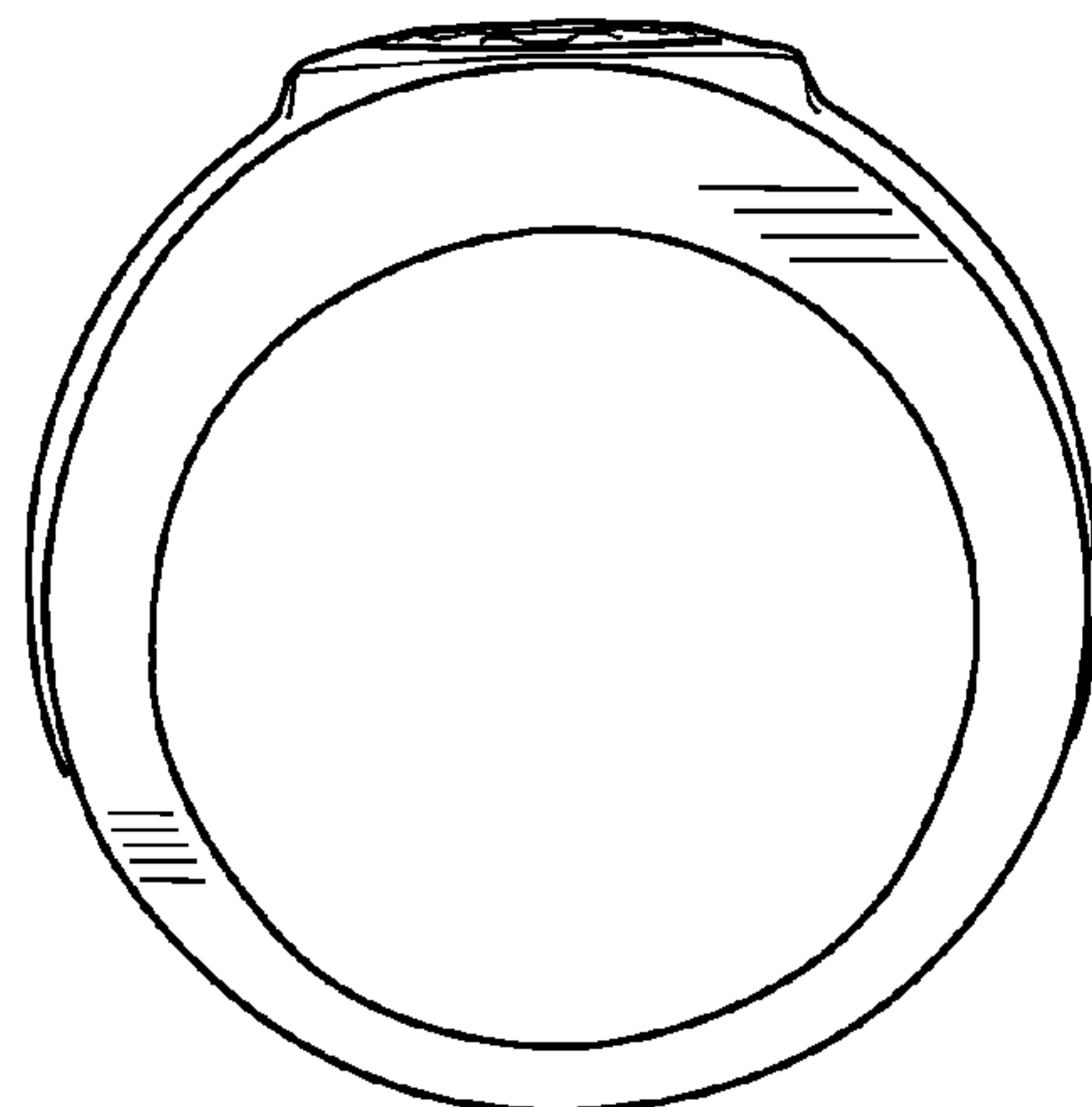


Fig. 3

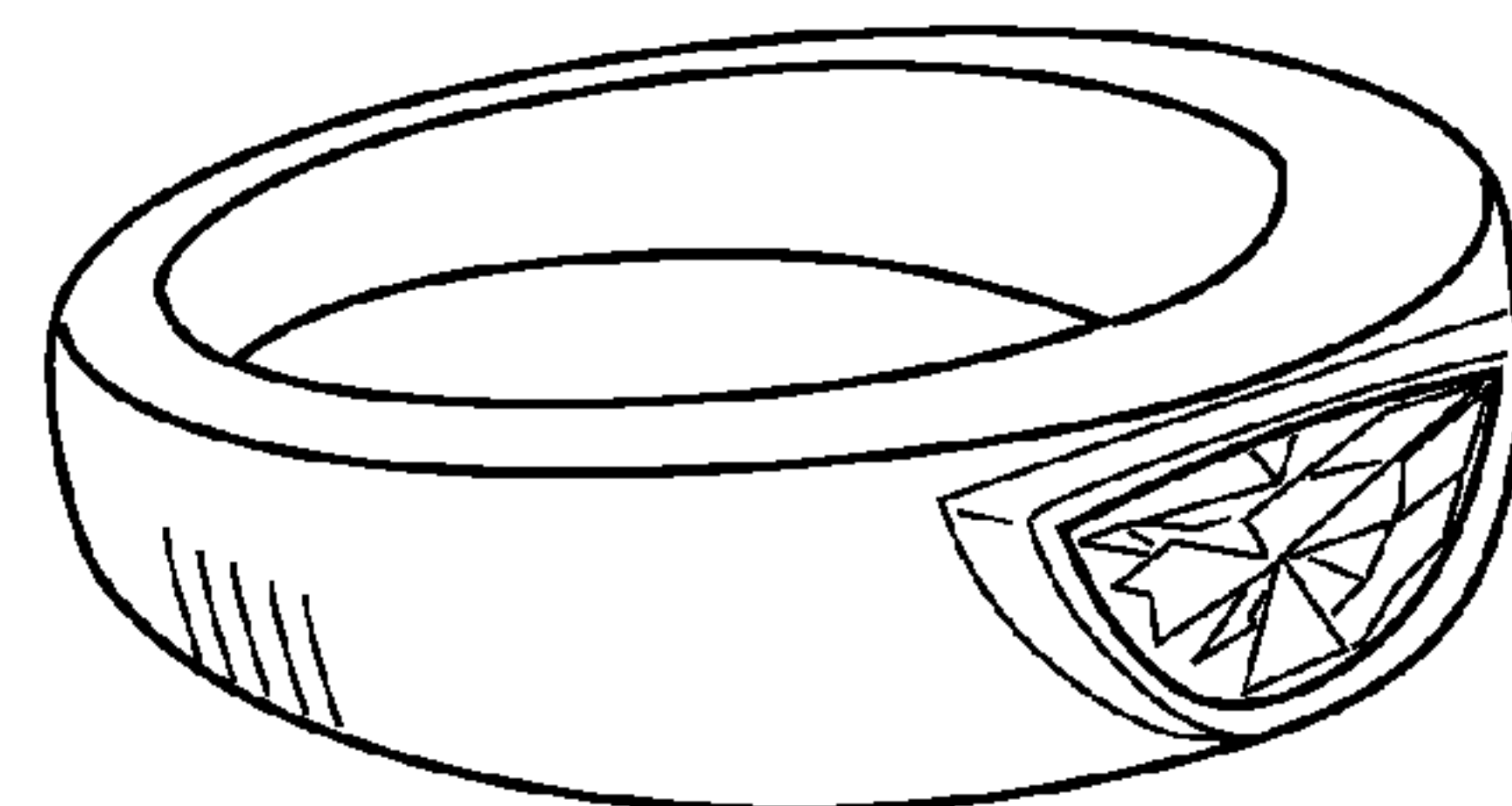


Fig. 5

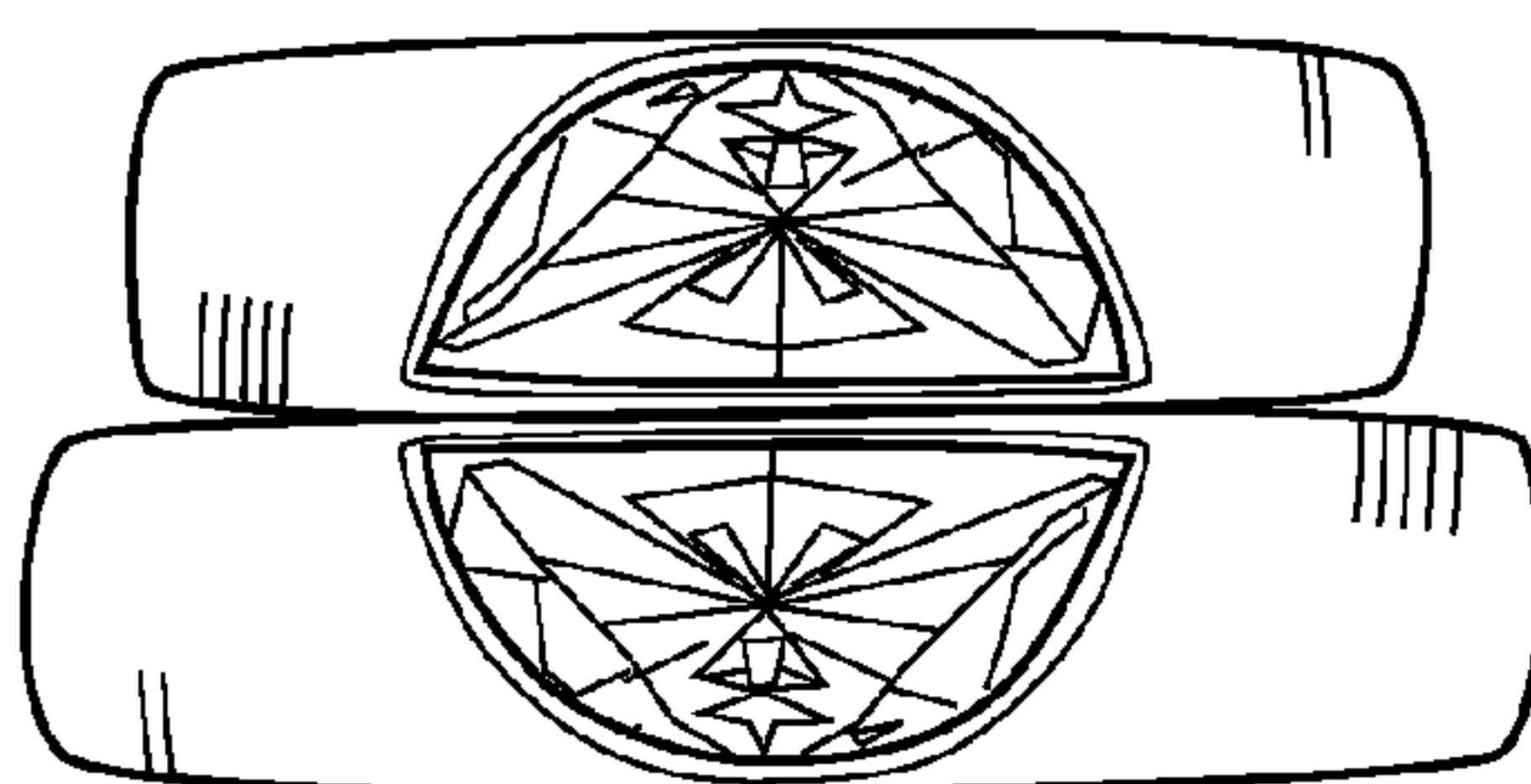


Fig. 6




Fig. 7