



US00D645774S

(12) **United States Design Patent**  
**Chowdhary**

(10) **Patent No.:** **US D645,774 S**

(45) **Date of Patent:** **\*\* Sep. 27, 2011**

(54) **FANCIFUL ENERGY WRISTBAND**

(76) Inventor: **Jamal Chowdhary**, Glendale, CA (US)

(\*\*) Term: **14 Years**

(21) Appl. No.: **29/372,940**

(22) Filed: **Feb. 7, 2011**

(51) **LOC (9) Cl.** ..... **11-01**

(52) **U.S. Cl.** ..... **D11/3**

(58) **Field of Classification Search** ..... D11/1-25,  
D11/26; 63/12, 13, 14, 3, 3.1, 3.2, 4, 5.1,  
63/5.2, 6, 15

See application file for complete search history.

(56) **References Cited**

**U.S. PATENT DOCUMENTS**

|           |   |   |         |                  |       |        |
|-----------|---|---|---------|------------------|-------|--------|
| D254,965  | S | * | 5/1980  | Hofman           | ..... | D11/3  |
| 4,958,279 | A | * | 9/1990  | Proellochs       | ..... | D10/10 |
| D317,730  | S | * | 6/1991  | Mo               | ..... | D11/5  |
| D335,263  | S | * | 5/1993  | Willis           | ..... | D11/3  |
| D528,034  | S | * | 9/2006  | del Angel et al. | ..... | D11/5  |
| D554,555  | S | * | 11/2007 | Ousley           | ..... | D11/4  |
| D562,172  | S | * | 2/2008  | Yuengling        | ..... | D11/4  |
| D591,633  | S | * | 5/2009  | Del Valle        | ..... | D11/3  |
| D604,191  | S | * | 11/2009 | Ohara et al.     | ..... | D11/3  |

|          |   |   |         |                |       |       |
|----------|---|---|---------|----------------|-------|-------|
| D604,192 | S | * | 11/2009 | Temples et al. | ..... | D11/3 |
| D612,419 | S | * | 3/2010  | Yuengling      | ..... | D19/9 |
| D632,202 | S | * | 2/2011  | Rodarmel       | ..... | D11/3 |

\* cited by examiner

*Primary Examiner* — Cathron C. Brooks

*Assistant Examiner* — Melanie Levy

(74) *Attorney, Agent, or Firm* — James E. Brunton

(57) **CLAIM**

The ornamental design for a fanciful energy wristband, as shown and described.

**DESCRIPTION**

FIG. 1 is a perspective view of a fanciful energy wristband showing my new design;

FIG. 2 is a front side view thereof;

FIG. 3 is a rear view thereof;

FIG. 4 is a right side view thereof;

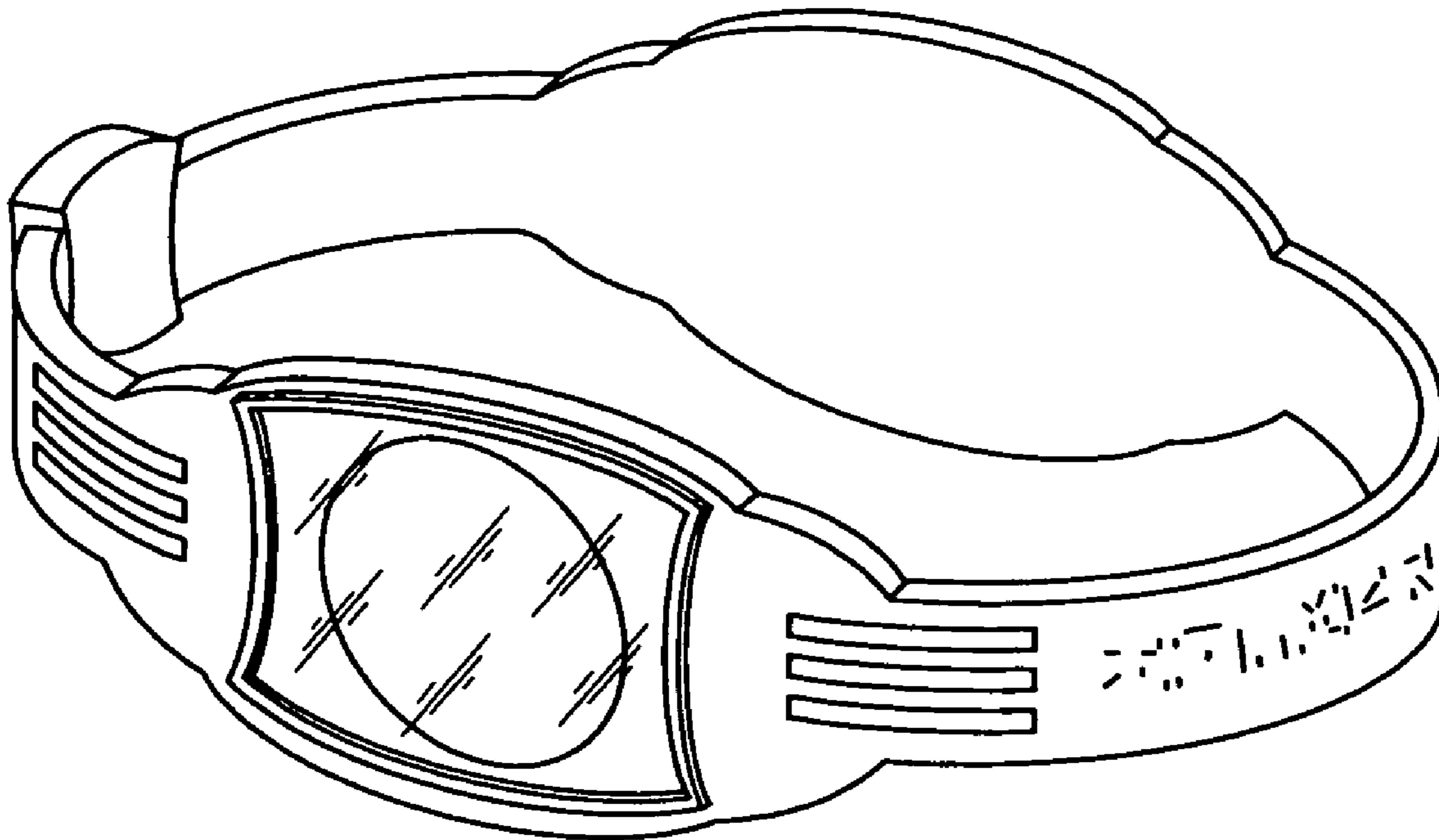
FIG. 5 is a left side view thereof;

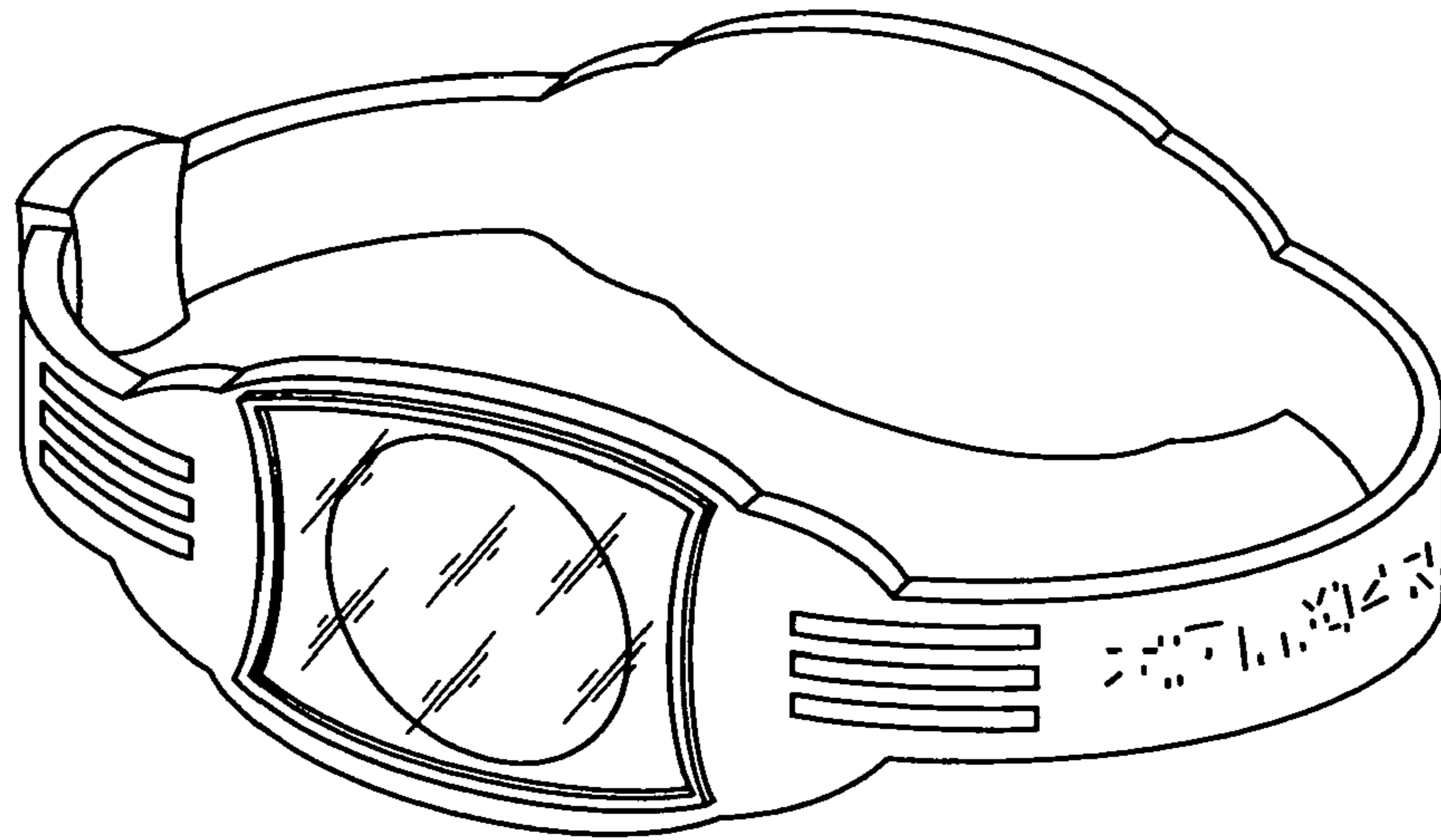
FIG. 6 is a top plan view thereof; and,

FIG. 7 is a bottom plan view thereof.

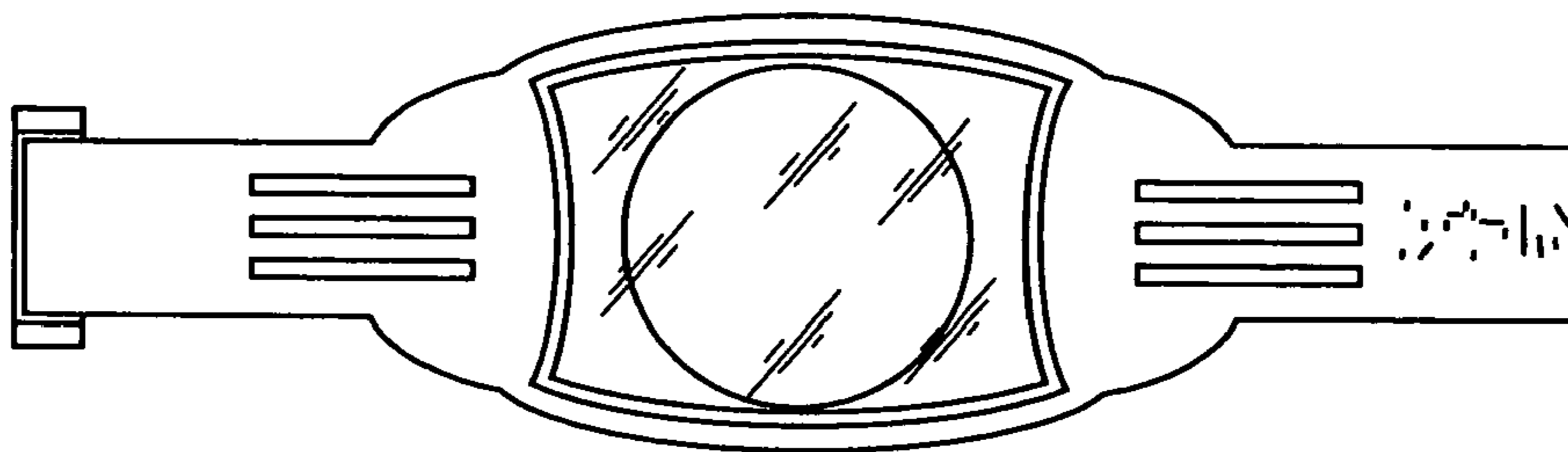
The broken lines shown in the drawings represent unclaimed portions of the wrist band and form no part of the claimed design.

**1 Claim, 2 Drawing Sheets**






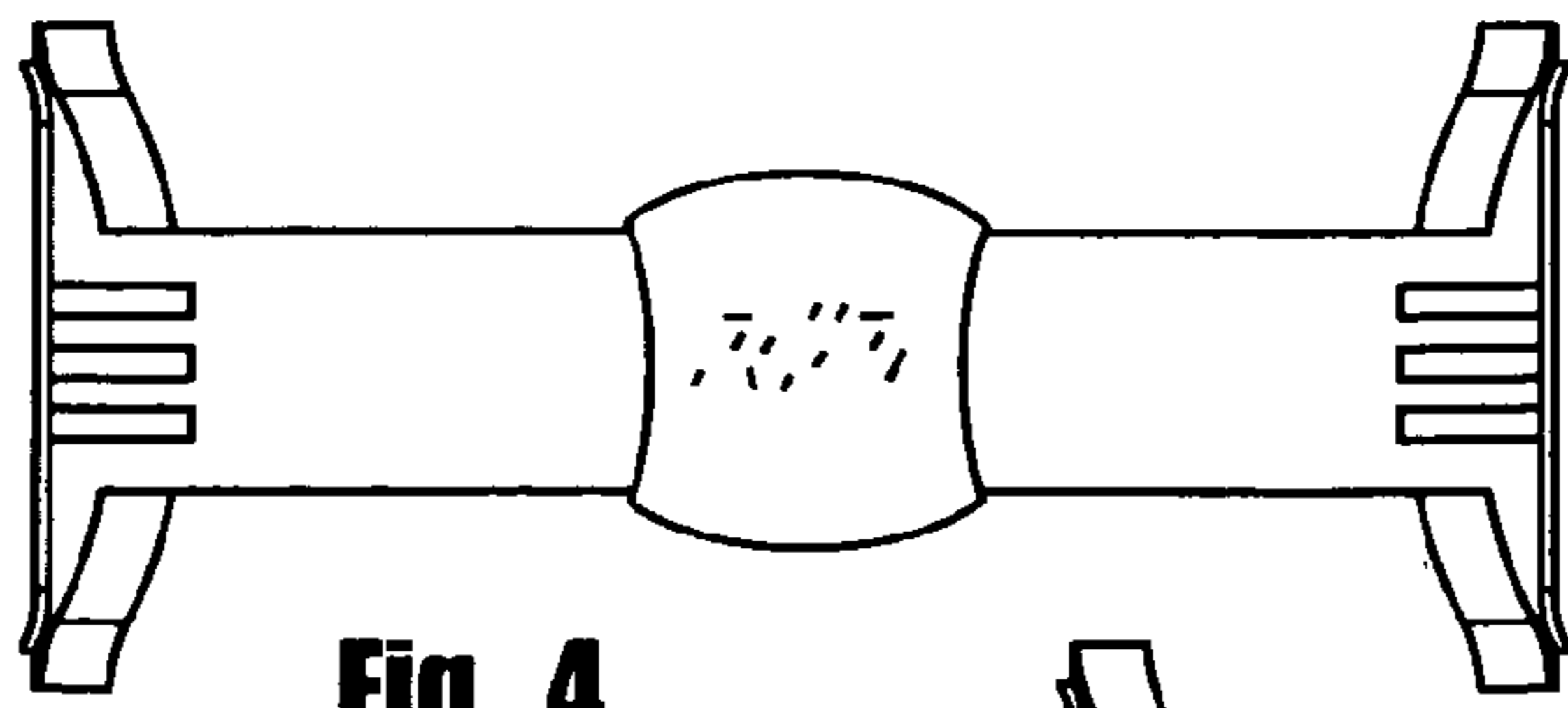
**Fig. 1**



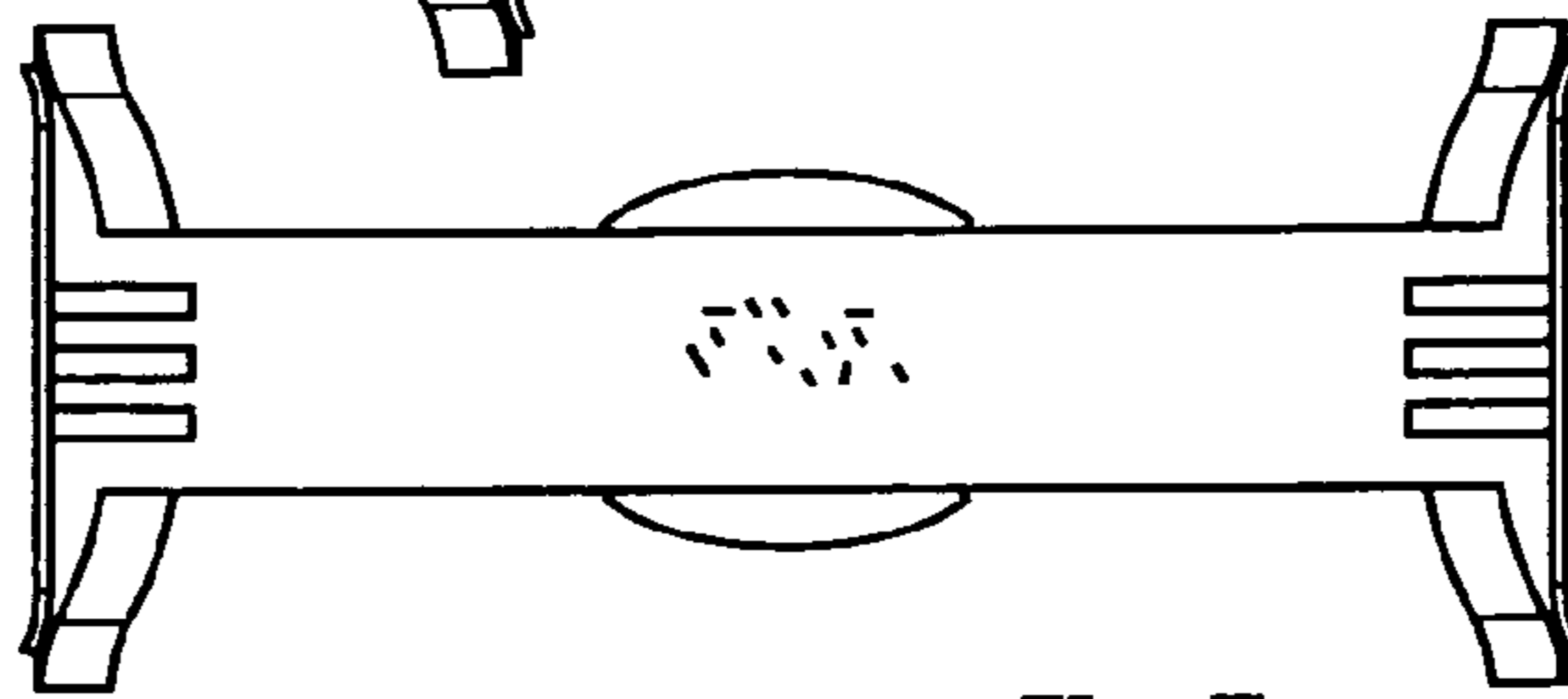
**Fig. 2**



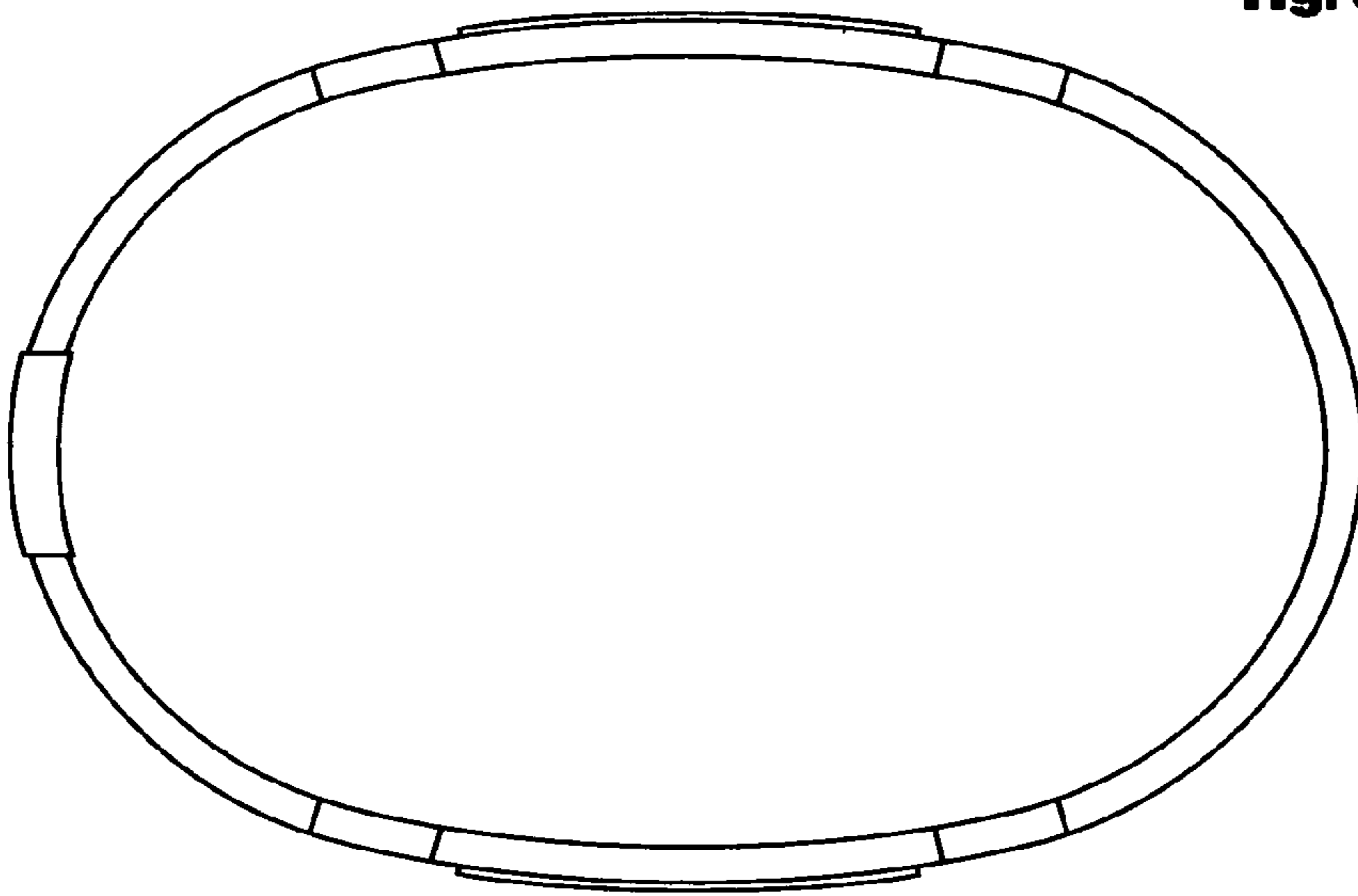
**Fig. 3**



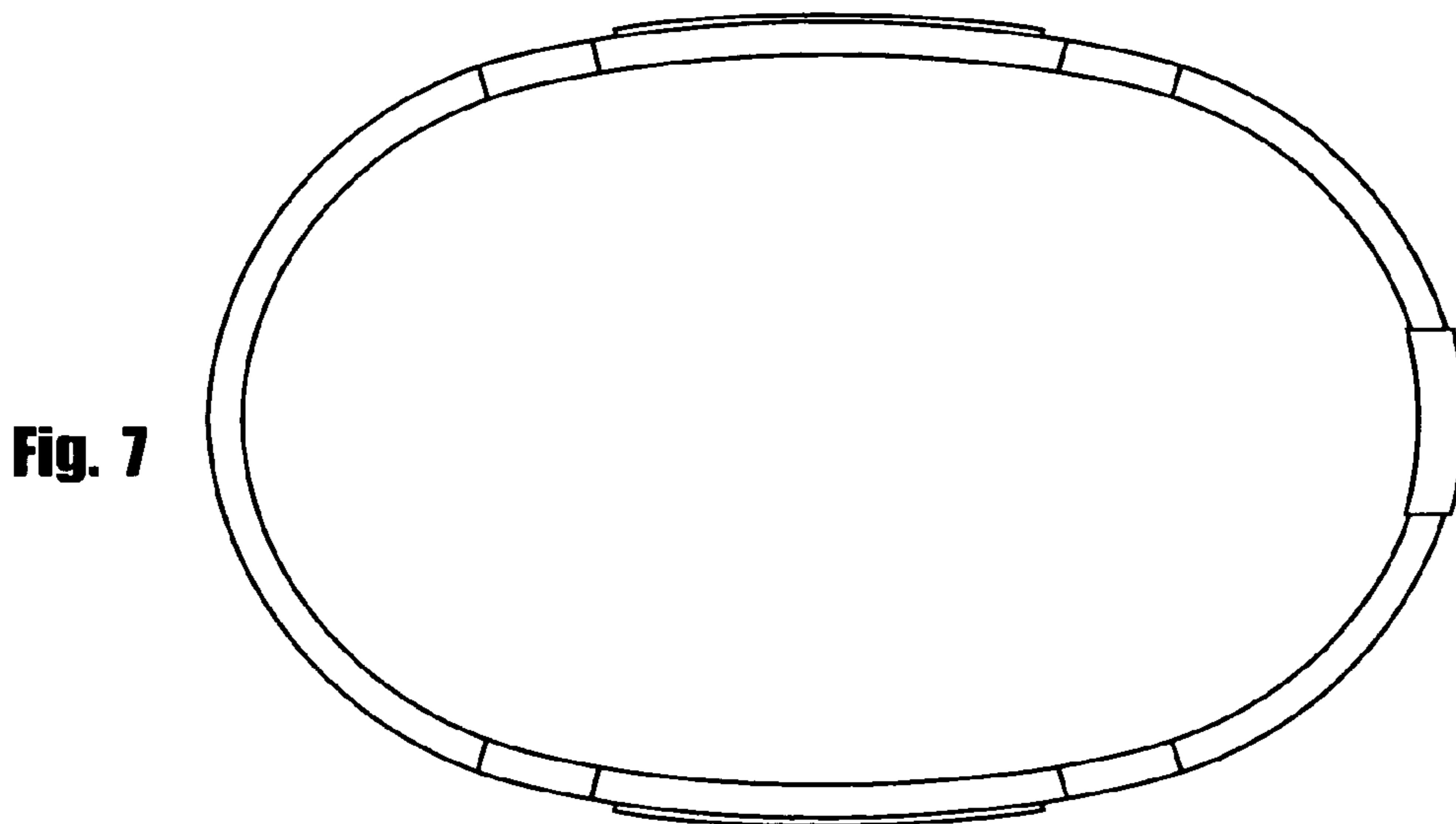
**Fig. 4**



**Fig. 5**



**Fig. 6**



**Fig. 7**