

US00D645745S

(12) **United States Design Patent**
Driskell et al.

(10) **Patent No.:** **US D645,745 S**

(45) **Date of Patent:** **** Sep. 27, 2011**

(54) **OVERCAP**

(75) Inventors: **William L. Driskell**, Lee's Summit, MO (US); **Matthew J. Forst**, Oak Creek, WI (US); **Judith A. Rath**, Milwaukee, WI (US); **Steven A. Sell**, Belton, MO (US); **David A. Smith**, Brookfield, WI (US); **Cynthia A. Stevens**, Racine, WI (US); **Steven L. Sweeton**, Lake Winnebago, MO (US); **Matthew N. Thurin**, Wauwatosa, WI (US); **Steven A. Zach**, Waterford, MI (US)

(73) Assignee: **S.C. Johnson & Son, Inc.**, Racine, WI (US)

(**) Term: **14 Years**

(21) Appl. No.: **29/383,694**

(22) Filed: **Jan. 20, 2011**

Related U.S. Application Data

(62) Division of application No. 29/365,940, filed on Jul. 16, 2010, now Pat. No. Des. 634,194, which is a division of application No. 29/315,701, filed on Jul. 16, 2009, now Pat. No. Des. 623,071.

(51) **LOC (9) Cl.** **09-07**

(52) **U.S. Cl.** **D9/445; D9/448**

(58) **Field of Classification Search** D9/682-694, D9/516-575, 434-455; 215/379-384; 220/669-675; 222/211, 212, 213, 215, 321.7-321.9, 222/372, 373, 378, 379, 383.1, 384-386, 222/398, 400.7, 400.8, 401, 402.1-402.25
See application file for complete search history.

(56) **References Cited**

U.S. PATENT DOCUMENTS

D207,809 S 5/1967 Flury
D244,531 S 5/1977 Klingaman

D244,991 S 7/1977 Weckman et al.
D332,392 S 1/1993 Foster et al.
D332,739 S 1/1993 Petschek
D343,577 S 1/1994 Proctor
D349,642 S 8/1994 Abfier
D365,980 S 1/1996 Matara et al.

(Continued)

FOREIGN PATENT DOCUMENTS

EM 374343-0001 9/2005

(Continued)

Primary Examiner — Catherine Tuttle

(74) *Attorney, Agent, or Firm* — Quarles & Brady LLP

(57) **CLAIM**

The ornamental design for an overcap, as shown and described.

DESCRIPTION

FIG. 1 is an isometric front, top and right side view of the overcap showing our new design;

FIG. 2 is a front elevational view of FIG. 1;

FIG. 3 is a rear elevational view of FIG. 1;

FIG. 4 is a right side elevational view of FIG. 1;

FIG. 5 is a left side elevational view of FIG. 1;

FIG. 6 is a top plan view of FIG. 1;

FIG. 7 is a bottom plan view of FIG. 1;

FIG. 8 is an isometric front, top and right side view of the overcap showing an alternate embodiment of our new design;

FIG. 9 is a front elevational view of FIG. 8;

FIG. 10 is a rear elevational view of FIG. 8;

FIG. 11 is a right side elevational view of FIG. 8;

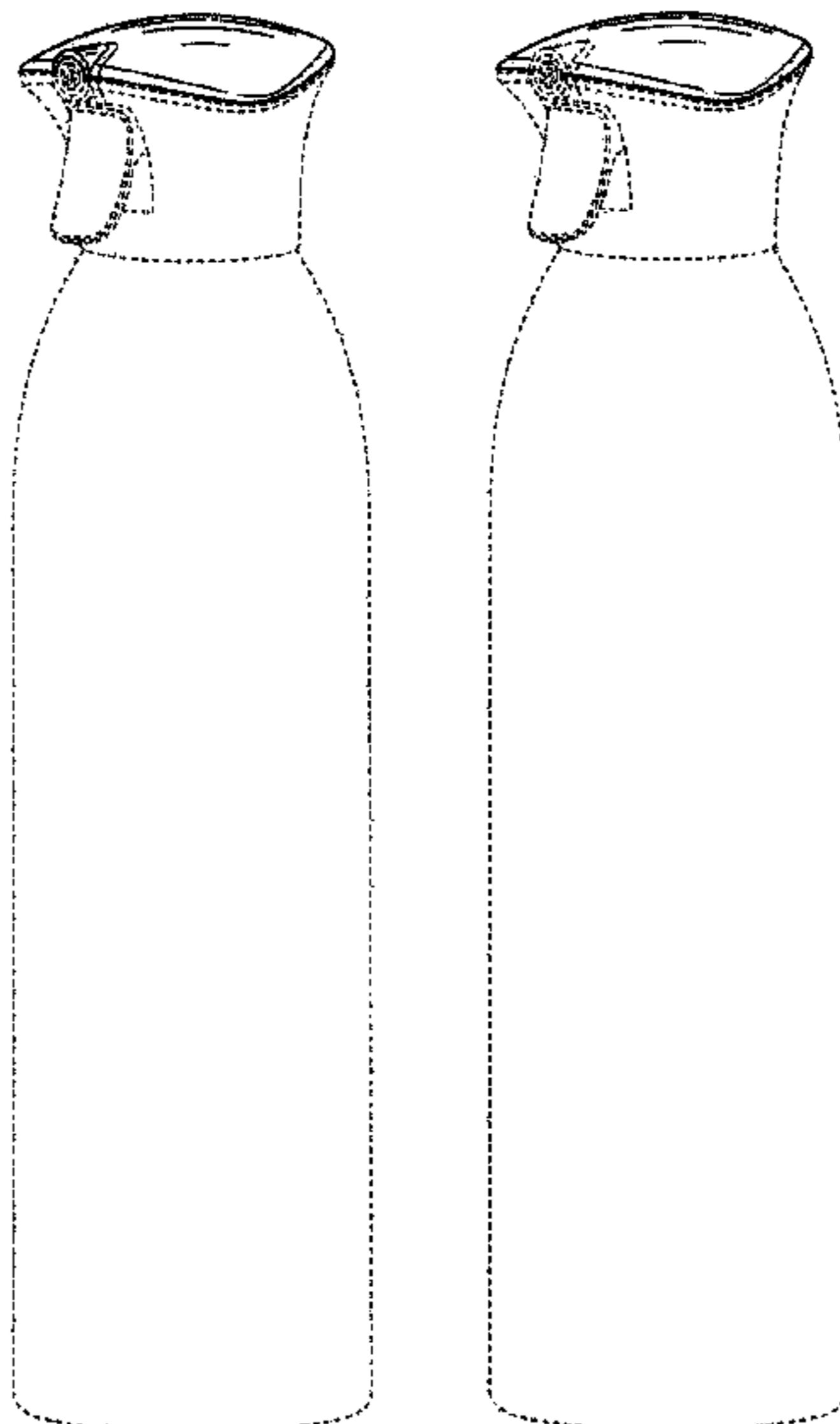
FIG. 12 is a left side elevational view of FIG. 8;

FIG. 13 is a top plan view of FIG. 8; and,

FIG. 14 is a bottom plan view of FIG. 8.

The broken lines are included for the purpose of illustrating portions of the overcap and environmental structure that form no part of the claimed design.

1 Claim, 8 Drawing Sheets



US D645,745 S

U.S. PATENT DOCUMENTS

D369,294 S 4/1996 Hirato
 D395,237 S 6/1998 Mascitelli
 D395,597 S 6/1998 Lamb
 D405,008 S 2/1999 Irwin et al.
 D406,060 S 2/1999 Dumont et al.
 D413,514 S 9/1999 Pericard et al.
 D418,404 S 1/2000 Irwin et al.
 D420,914 S 2/2000 Cummings
 D424,441 S 5/2000 Santagiuliana
 D426,158 S 6/2000 Flurer et al.
 D434,658 S 12/2000 Geier
 D438,113 S 2/2001 Wadsworth
 D447,948 S 9/2001 Pannozzo et al.
 D451,792 S 12/2001 Siebert et al.
 D454,778 S 3/2002 Siebert et al.
 D454,787 S 3/2002 Cummings
 D456,262 S 4/2002 Cummings
 D462,009 S 8/2002 Poisson et al.
 D466,015 S 11/2002 Faucon
 D471,106 S 3/2003 Pannozzo et al.
 D476,558 S 7/2003 Cho et al.
 D478,284 S 8/2003 Pannozzo et al.
 D478,285 S 8/2003 Pannozzo et al.
 D481,305 S 10/2003 Walters et al.
 D489,613 S 5/2004 Campbell et al.
 D489,970 S 5/2004 Nelson et al.
 D490,699 S 6/2004 Nelson et al.
 D500,447 S 1/2005 Snyder
 D501,792 S 2/2005 Priestman
 D503,086 S 3/2005 Tsai
 D507,493 S 7/2005 Nelson et al.
 D508,411 S 8/2005 Lamb et al.
 D508,851 S 8/2005 Nelson et al.
 D511,302 S 11/2005 Lamb et al.
 D513,995 S 1/2006 Miwa
 D527,630 S 9/2006 McConville et al.
 D528,001 S 9/2006 Schroeder et al.
 D528,002 S 9/2006 Schroeder et al.
 D528,420 S 9/2006 Schroeder et al.
 D528,916 S 9/2006 Schroeder et al.
 D532,300 S 11/2006 Moretti
 D532,301 S 11/2006 Moretti
 D532,302 S 11/2006 Moretti
 D536,969 S 2/2007 Geier
 D536,977 S 2/2007 Schroeder et al.
 D537,359 S 2/2007 Butler et al.
 D539,142 S 3/2007 Butler et al.
 D548,601 S 8/2007 Mongeon et al.
 D553,003 S 10/2007 Baker et al.
 D556,038 S 11/2007 Chupak
 D557,145 S 12/2007 Miller et al.
 D559,682 S 1/2008 Meeker et al.
 D562,696 S 2/2008 Baker et al.
 D562,697 S 2/2008 Baker et al.
 D567,651 S 4/2008 Bloc

D569,247 S 5/2008 Decottignies
 D569,723 S 5/2008 Sellick
 D571,204 S 6/2008 Sweeton
 D571,205 S 6/2008 Sweeton et al.
 D571,206 S 6/2008 Sweeton et al.
 D575,152 S 8/2008 Costa
 D578,005 S 10/2008 Shurtleff et al.
 D579,342 S 10/2008 Claughton et al.
 D580,761 S 11/2008 Sweeton
 D581,789 S 12/2008 Ames et al.
 D582,272 S 12/2008 Cichy
 D582,279 S 12/2008 Darr et al.
 D583,668 S 12/2008 Sweeton
 D587,573 S 3/2009 Sato
 D588,006 S * 3/2009 Boes et al. D9/448
 D591,612 S 5/2009 Ames et al.
 D598,283 S 8/2009 Ames et al.
 D600,119 S 9/2009 Sweeton
 D604,610 S 11/2009 Ames et al.
 D634,638 S * 3/2011 L'Abbate D9/529

FOREIGN PATENT DOCUMENTS

EM 374343-0002 9/2005
 EM 385471-0001 10/2005
 EM 385471-0002 10/2005
 EM 385471-0003 10/2005
 EM 385471-0004 10/2005
 EM 385489-0001 10/2005
 EM 385489-0002 10/2005
 EM 385489-0003 10/2005
 EM 385489-0004 10/2005
 EM 385497-0001 10/2005
 EM 385497-0002 10/2005
 EM 385497-0003 10/2005
 EM 385497-0004 10/2005
 EM 405980-0001 1/2008
 EM 405980-0002 1/2008
 EM 860259-0001 3/2008
 EM 860259-0002 3/2008
 EM 860259-0003 3/2008
 EM 860259-0004 3/2008
 EM 860259-0005 3/2008
 EM 860259-0006 3/2008
 EM 809439-0001 4/2008
 EM 963608-0001 7/2008
 EM 963608-0002 7/2008
 EM 963608-0003 7/2008
 EM 963608-0004 7/2008
 EM 963608-0005 7/2008
 EM 1009054-0001 10/2008
 EM 1009054-0002 10/2008
 EM 1009054-0003 10/2008
 EM 1009054-0004 10/2008
 EM 1009054-0005 10/2008
 EM 1009054-0006 10/2008

* cited by examiner




FIG. 1




FIG. 2




FIG. 3




FIG. 4




FIG. 5

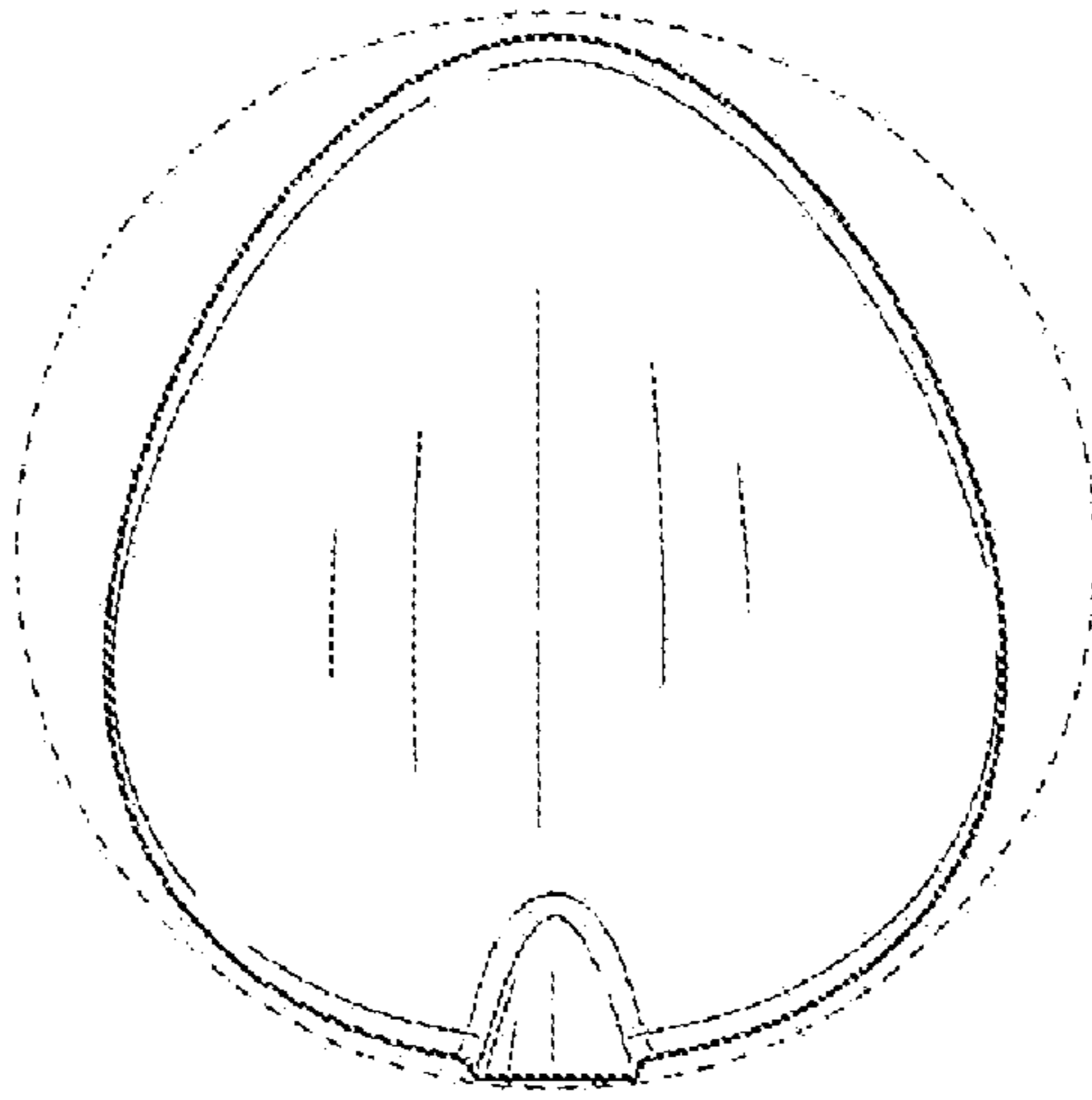


FIG. 6




FIG. 7




FIG. 8




FIG. 9




FIG. 10




FIG. 11




FIG. 12

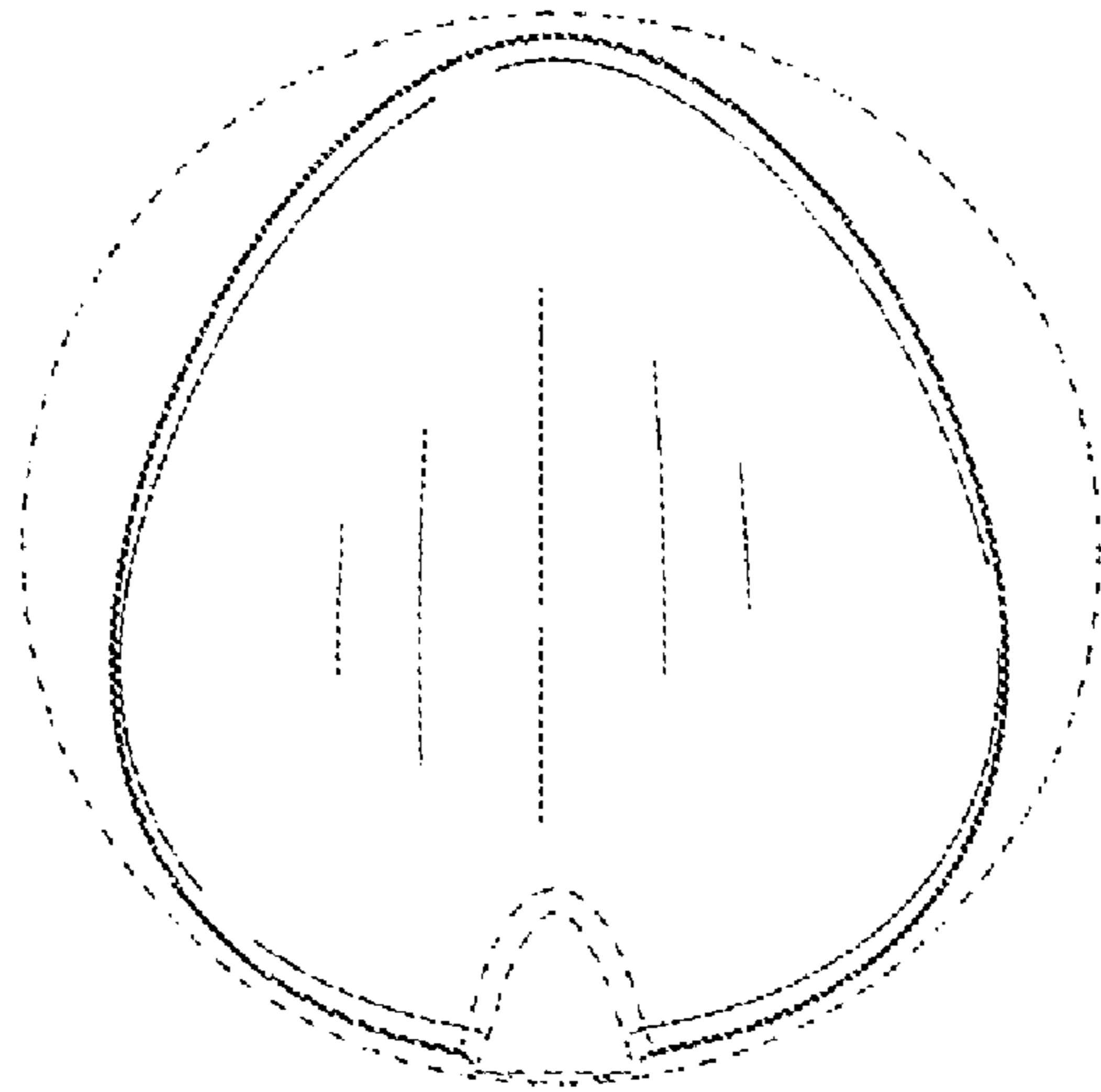


FIG. 13




FIG. 14